ILLUSTRATED PARTS LIST
LISTE DES PIECES
STÜCK LISTE

KUBOTA

MODEL
MODELE
MODELL

U17-3α

EXCAVATOR
PELLETEUSE
BAGGER

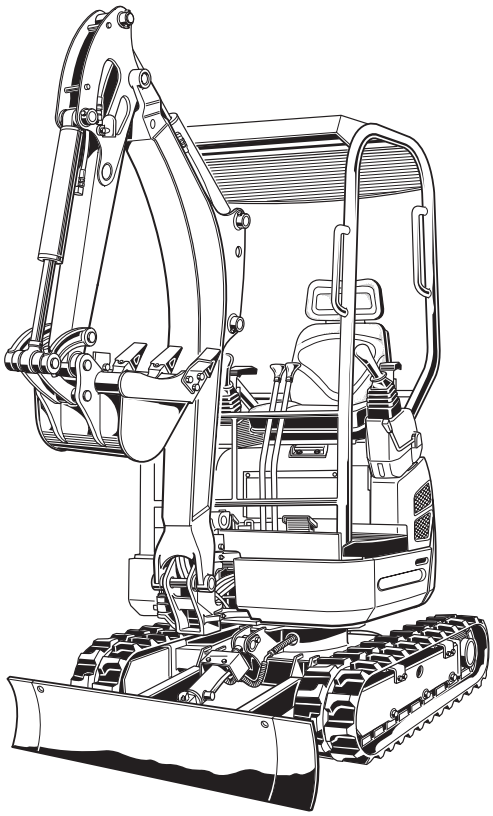

Kubota

97899-10791
NOV.
NOVEMBRE 2008
NOV.

NOTICE

This Parts List is for the following purposes.

1. When ordering parts, check with this Parts List to confirm the part number and the name of parts.
2. When making repairs, refer to the illustrations in this Parts List.
3. This Parts List is subject to change without notice.

NOTE

Utilisation de ce livre

1. A la commande d'une pièce, chercher la référence et le nom de la pièce.
2. Pour les rèparations, employez les illustrations.
3. La liste des pièces peut-être modifiè sans préavis.

ACHTUNG

Die vorliegende Stückliste ist zur Verwendung der folgenden Fälle aufzubewahren:

1. Bei Bestellung der Teile anhand dieser Liste die Kennzahl und die Bezeichnung der Teile feststellen.
2. Bei Reparatur auf die Figur in der Stückliste Bezug nehmen.
3. Änderungen dieser Bestandteilliste vorbehalten.

INSTRUCTIONS
INSTRUCTION
ERKLÄRUNG

① ②

0102 PISTON AND CRANKSHAFT / PISTON ET VILEBREQUIN / KOLBEN UND KURBELWELLE

〔B〕

⑩ → S.No. ; A:<=15000, B:14000 to 15000

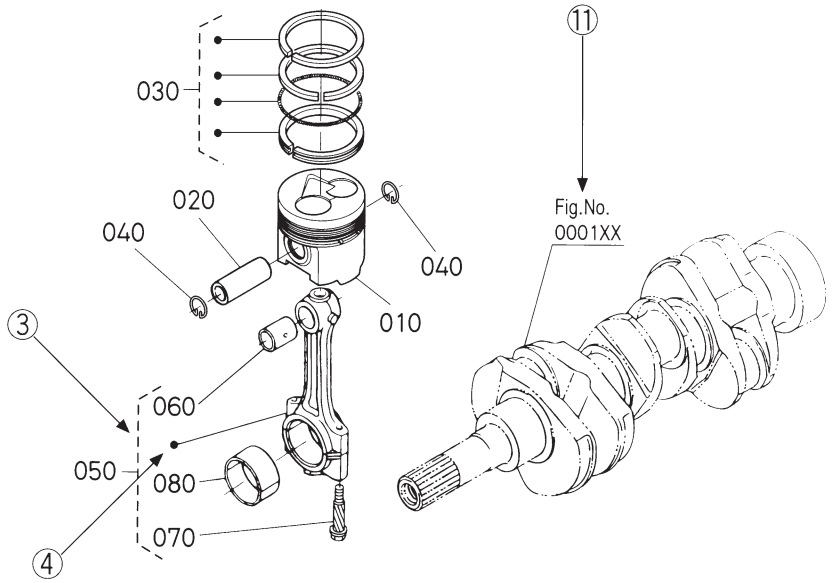

⑤ ⑥ ⑦ ⑧ ⑥ ⑨

A:××××, B:××××

REF. No. POS.No. BILD-Nr.	PART No. REFERENCE BESTELL-Nr.	PART NAME	DESIGNATION	BEZEICHNUNG	Q'TY/S.No. Q'TE/No.S. STUECK/S.Nr. A	B	I.C.	REMARKS REMARQUES BEMERKUNGEN
010	15800-0000-0	PISTON	PISTON	KOLBEN	1 <=15000	1 <=15000		〔Example—1〕
010	15800-0000-2	PISTON	PISTON	KOLBEN	1 >=15001	1 >=15001	←	〔Exemple—1〕 〔Beispiel—1〕
020	15800-1000-0	PIN,PISTON	AXE DE PISTON	KOLBENBOLZEN	1 <=15000	1 <=15000		
020	15800-1000-2	PIN,PISTON	AXE DE PISTON	KOLBENBOLZEN	1 >=15001	1 >=15001	≠	〔Example—2〕
030	15800-2000-0	ASSY PISTON RING	ENS.JEU DE SEGMENTS	KOLBENRINGE	1 <=15000	1 <=15000		〔Exemple—2〕 〔Beispiel—2〕
030	15830-2000-0	ASSY PISTON RING	ENS.JEU DE SEGMENTS	KOLBENRINGE	1 >=15001	1 >=15001	↔	
								〔Example—3〕 〔Exemple—3〕 〔Beispiel—3〕

① Fig. No. ..... Represents No. corresponding to each group name.

② Specifications (for sister models) ..... The types and destinations of sister models are indicated. These indications are given to tell their relevant pages in this book.

③ Components ..... The components of an assembly are identified by a bracket of dotted lines.

④ Point ..... Indicates that the parts is not sold independently.
The assembly (Ref.No.050) containing the part needs to be ordered.

⑤ REF. No. ..... Reference numbers are assigned to parts in the illustration.The code number of a part in the illustration can be identified by referring to the same reference number in the parts list.

⑥ Model name ..... The name of the basic model is indicated in this column. Other applicable models are indicated on the "REMARKS" column ⑨.

⑦ S. No. (serial No.) ..... Indicates a group of serial numbers to which a design change is applied.

Engine Serial No.

7 J 0001
7 K A001

Lower 4 digits in Numerals or Alphabetical letter (A to Z) and Numerals (start 0001 to max Z999).

5th digit ····· Alphabetical letter (Month of manufacture).

Month	1	2	3	4	5	6	7	8	9	10	11	12
	A,B	C,D	E,F	G,H	J,K	L,M	N,P	Q,R	S,T	U,V	W,X	Y,Z

6th digit ····· Numerals or Alphabetical letter (Year of manufacture).

Year	1998	1999	2000	01	02	03	04	05	06	07	08	09	10	11
	W	X	Y	1	2	3	4	5	6	7	8	9	A	B

⑧ I. C. (interchangeability) ..... Indicates the interchangeability of parts due to design change.

Example-1 ..... ← indicates that a new part can replace an old part, but not vice versa.
15800-0000-0 is applicable to the first serial number to S. No. 15000.
15800-0000-2 is applicable to the first serial number and above.

Example-2 ..... ≠ indicates that the new and old parts are not interchangeable.
15800-1000-0 is applicable to the first serial number to S. No. 15000.
15800-1000-2 is applicable to S. No. 15001 and above.

Example-3 ..... ↔ indicates that the new and old parts are interchangeable. Both 15800-2000-0 and 15830-2000-0 are applicable to the first serial number and above.

⑨ REMARKS 1 ..... In this column, enter other applicable model names, dimensions and other special items. The following symbols and abbreviations are used throughout this book.
29∗12.00-15 ... Tire size sq.m .... m^2 sq.mm .... mm^2
cu.m .... m^3 cu.mm ... mm^3 D ... Diameter L .... Length

⑩ REMARKS 2 ..... The following expressions are used in NOTE for each group.
Machines' serial numbers are indicated as follows.
<=15000 ..... Serial number below 15000.
>=15001 ..... Serial number above 15001.
14000 to 15000 ..... Serial number 14000 to 15000.
For some models, the above expressions may also be used REMARKS 1 ⑨.

⑪ Fig. No. (virtual images) ..... Indicates the numbers of figures for the parts that are shown in virtual images.
A figure number with XX means that there are two or more figures depending on the sister models.

① No. de Fig. ..... Représente le No. de chaque nom de groupe.

② Spécifications (pour modèles soeurs) ..... Les types et les destinations des modèles soeurs sont indiqués. Ces indications sont données pour donner leurs pages relatives dans ce livre.

③ Composantes ..... Les composantes d'un ensemble sont identifiées par des parenthèses en pointillé.

④ Point ..... Indique que la pièce n'est pas à vendre toute seule.
Elle doit être commandée avec l'ensemble (POS.No. 050) qui la contient.

⑤ POS.No. ..... Des numéros de position sont donnés aux pièces représentées dans l'illustration.
Le référence d'une pièce de l'illustration peut être identifié en se reportant au même numéro de position indiqué dans la liste des pièces détachées.

⑥ Nom de type ..... Le nom du type de base est indiqué dans cette colonne. Les autres modèles sont indiqués dans la colonne des "REMARQUES" ⑨.

⑦ No. S. (No. de série) ..... Indique un groupe de numéros de série qui a subit des modifications de modèle.

No. de série de moteur

7 J 0001
7 K A001

4 chiffres inférieurs en lettres numérals ou alphabétiques (de A à Z) et numérals (de 0001 jusqu'à Z999 au maximum).

5ème chiffre ····· Lettre alphabétique (Mois de fabrication).

Mois	1	2	3	4	5	6	7	8	9	10	11	12
	A,B	C,D	E,F	G,H	J,K	L,M	N,P	Q,R	S,T	U,V	W,X	Y,Z

6ème chiffre ····· Numeral ou lettre alphabétique (Année de fabrication).

Année	1998	1999	2000	01	02	03	04	05	06	07	08	09	10	11
	W	X	Y	1	2	3	4	5	6	7	8	9	A	B

⑧ I. C. (permutabilité) ..... Indique la permutabilité des pièces due à un changement dans le modèle.

Exemple-1 ..... ← indique que la nouvelle pièce peut remplacer la vieille, mais pas vice versa.
Le 15800-0000-0 s'applique au premier numéro de série jusqu'au No.S. 15000.
Le 15800-0000-2 s'applique au premier numéro de série et à ceux ci-dessus.

Exemple-2 ..... ≠ indique que la nouvelle et vielle pièces sont permutables.
Le 15800-1000-0 s'applique au premier numéro de série jusqu'au No.S. 15000.
Le 15800-1000-2 s'applique au No.S. 15001 et à ceuxci-dessus.

Exemple-3 ..... ↔ indique que la nouvelle pièce et la vielle pièce sont interchangeable. Toules deux numéros 15800-2000-0 et 15830-2000-0 sont applicables a premier numéro de cette depuis.

⑨ REMARQUES 1 ... Cette colonne renferme d'autres noms de modèles applicables, les dimensions et autres éléments spéciaux.
Les symboles abréviations suivants sont utilisés dans l'ensemble de ce manuel.
29∗12.00-15 ... Dimension des pneus sq.m ... m^2 sq.mm ... mm^2
cu.m ... m^3 cu.mm .. mm^3 D ... Diamètre L ... Longueur

⑩ REMARQUES 2 ... Les expressions suivantes sont utilisées dans la NOTE de chaque groupe.
Les numéros de série des machines sont indiqués de la manière suivante.
〈=15000 ..... Numéros de série au-dessous de 15000.
〉=15001 ..... Numéros de série au-dessus de 15001.
14000 to 15000 ..... Numéros de série 14000 á 15000.
Pour certaines modèles, les expressions ci-dessus peuvent aussi être utilisées dans la rubrique des REMARQUES 1 ⑨.

⑪ No. de Fig. (images virtuelles) ..... Indique les numéros de figures pour les pièces qui sont illustrées dans les images virtuelles. Un numéro de figure avec XX signifie qu'il y a plus de deux figures selon les modèles soeurs.

① Abb. Nr. ..... Diese Nummer bezieht sich auf die jeweilige Gruppenbezeichnung.

② Spezifikationen .... (für Schwestermodelle) Die Typen und Bestimmungsorte der Schwestermodelle sind angegeben. Die Angaben beziehen sich auf die entsprechenden Seiten in diesen Handbuch.

③ Einzelteile ..... Die Einzelteile einer Baugruppe sind durch eine Klammer aus gestrichelten Linien gekennzeichnet.

④ Punkte ..... Punktierung zeigt an, daß das entsprechende Teil nicht einzeln erhältlich ist. Die gesammte Baugruppe, die dieses Teil beinhaltet muß bestellt werden. (BILD-Nr. 050).

⑤ BILD-Nr. ..... Die Teile in den Abbildungen sind mit Bezugsnummern versehen. Die Kennummer eines der abgebildeten Teile erhalten Sie, wenn Sie unter der Bezugsnummer in der Ersatzteilliste nachsehen.

⑥ Typenbezeichnung ... In dieser Spalte wird die Bezeichnung des Grundtype aufgeführt. Weiter Modelle, die verwendet werden können werden unter "BEMERKUNGEN" in Spalte ⑨ angegeben.

⑦ S. Nr. ..... (Serien Nr.) Bezeichnet eine Gruppe Seriennummern, bei der Änderungen in der Ausführung vorgenommen wurden.

Motor-Serien-Nr.

7 J 0001
7 K A001

Untere 4 Stellen mit Ziffern oder mit Buchstabe (A bis Z) und Ziffern (von 0001 bis max. Z999).

5. Stelle ····· Buchstabe (Herstellungsmonat).

Monat	1	2	3	4	5	6	7	8	9	10	11	12
	A,B	C,D	E,F	G,H	J,K	L,M	N,P	Q,R	S,T	U,V	W,X	Y,Z

6. Stelle ····· Buchstabe oder Ziffer (Herstellungsjahr).

Jahr	1998	1999	2000	01	02	03	04	05	06	07	08	09	10	11
	W	X	Y	1	2	3	4	5	6	7	8	9	A	B

⑧ I. C. ..... (Austauschmöglichkeit) Bezeichnet die Austauschmöglichkeit der Teile untereinander bei einer Änderung in der Ausführung.

Beispiel- 1 ..... ← besagt, daß das alte Teil durch ein neues ersetzt werden kann, nicht jedoch umgekehrt. 15800-0000-0 bezieht sich auf die erste Serien Nr.bis S.Nr. 15000.
15800-0000-2 bezieht sich auf die erste Serien Nr.und darüber.

Beispiel- 2 ..... ≠ besagt, daß alte und neue Teile nicht austauschbar sind.
15800-1000-0 bezieht sich auf die erste Serien Nr.bis S.Nr. 15000.
15800-1000-2 bezieht sich auf S.Nr. 15001 und darüber.

Beispiel- 3 ..... ↔ besagt, daß alte und neue Teile austauschbar sind. Beiderseitig 15800-2000-0 und 15830-2000-0 bezieht sich auf die erste Serien Nr. und darüber.

⑨ BEMERKUNGEN 1 .. In dieser Spalte finden Sie weitere verwendbare Modellbezeichnungen, Abmessungen und andere besondere Angaben.
Die folgenden Symbole und Abkürzungen werden im Gesamettext des Buches benutzt : 29∗12.00-15 ..... Reifengrößen sq.m ..... m^2 sq.mm ..... mm^2
cu.m ..... m^3 cu.mm ..... mm^3 D ..... Durchmesser L ..... Länge

⑩ BEMERKUNGEN 2 .. Die folgenden Ausdrücke werden in "NOTE" für jede Gruppe verwendet.
Seriennummern von Maschinen werden wie folgt angezeigt :
<=15000 ... Seriennummern unter 15000.
>=15001 ..... Seriennummern über 15001.
14000 to 15000 ..... Seriennummern 14000 bis 15000.
Bei einigen Modellen können die oben genannten Ausdrücke auch in "ANMERKUNGEN 1 ⑨" verwendet werden.

⑪ Abb. Nr. ..... (virtuellen Bildern illustriert sind) Bezeichnet die Nummern der Abbildungen für die Teile, die in virtuellen Bildern illustriert sind. Ein Abbildungsnummer mit XX bedeutet, daß sich zwei oder mehre Abbildungen gemäß den Schwestermodellen befinden.

SERIAL NUMBER

The model name, machine number and engine number of this product are described in their respective positions, as shown below. Note that their positions may be different depending on the specifications. Check the specifications of the product.

	Model	Serial No.
Excavator	_____	_____
Engine	_____	_____

Date of Purchase _____

Name of Dealer _____
(To be filled in by purchaser)



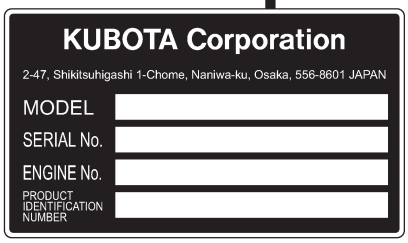

1BAAEADAP012A

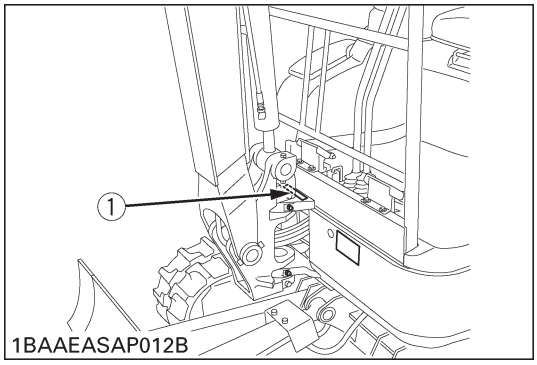

(1) Serial No.

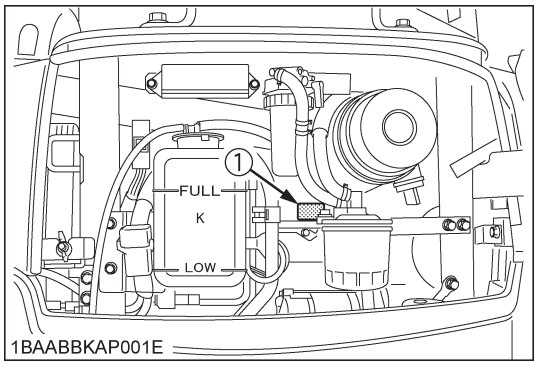

(2) Engine serial No.

NUMERO DE SERIE

Le nom du modèle, le numéro de la machine et le numéro du moteur de ce produit sont décrits dans leur position respective, comme il est montré ci-dessous. Il est à noter que ces positionnements peuvent étre différents selon les données techniques. Vérifier les données techniques du produit.

	MODELE	No. DE SERIE
Pelleteuse	_____	_____
Moteur	_____	_____
Date d'achat	_____	
Nom du concessionnaire (A remplir par le client)	_____	



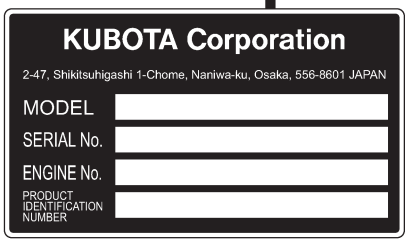

1BAAEADAP012A

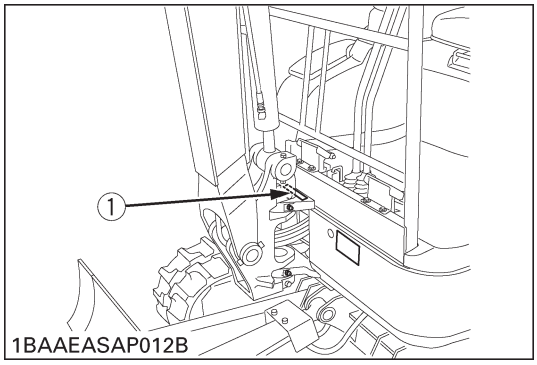

(1) No. DE SERIE

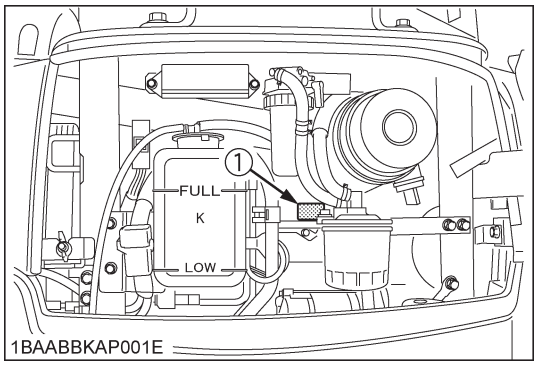

(2) No. DE SERIE DU MOTEUR

SERIENNUMMER

Die Modellbezeichnung, die Maschinen-und die Motornummer dieses Produkts werden in ihren entsprechenden Positionen beschrieben (siehe unten). Wir weisen darauf hin, daß sich ihre Positionen je nach Spezifikation verändern können. Lesen Sie die produktspezifiationen.

	Modell	Nummer
Bagger	_____	_____
Motor	_____	_____

Datum des Kaufs _____

Name des Händlers _____
(durch den Eigentümer auszufüllen)



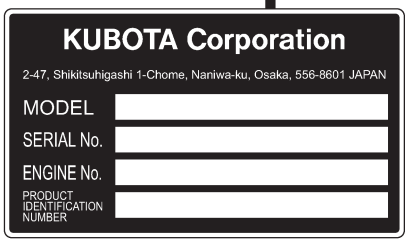

1BAAEADAP012A

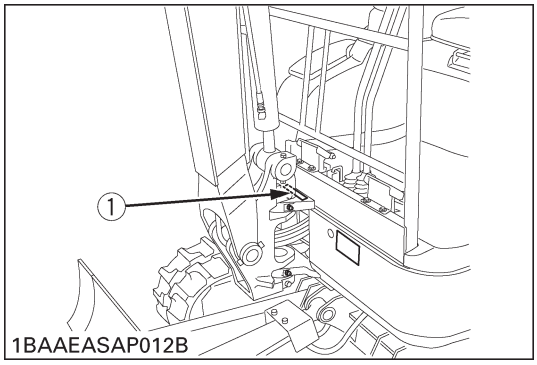

(1) Nummer

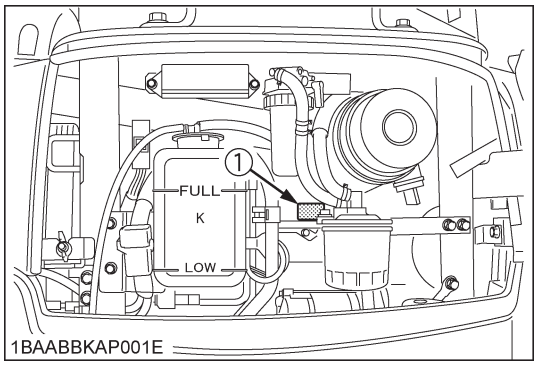

(2) Motor-Seriennummer

SECTION CONTENTS

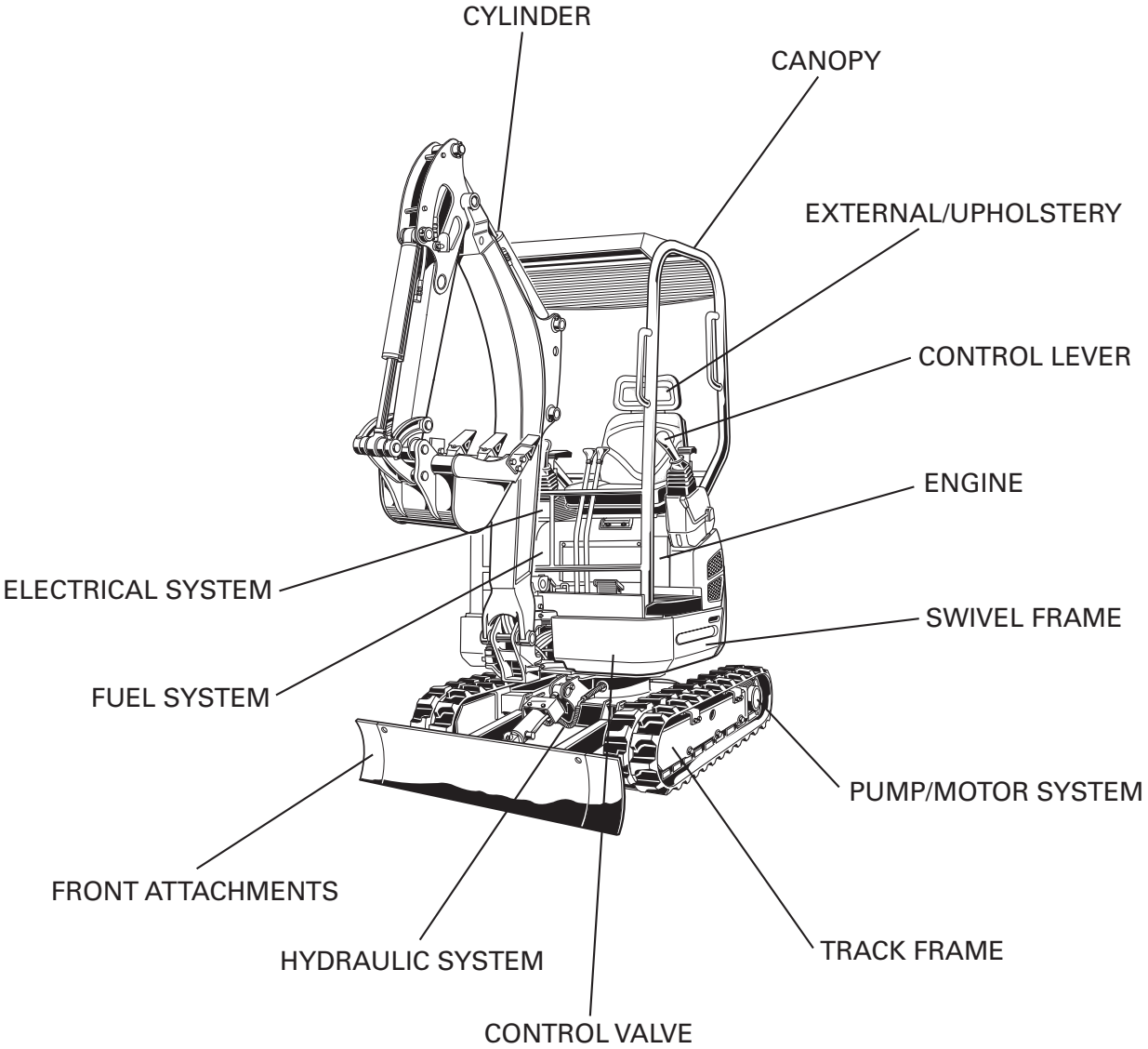

LABELS

ACCESSORIES

CONTENUS DE LA SECTION

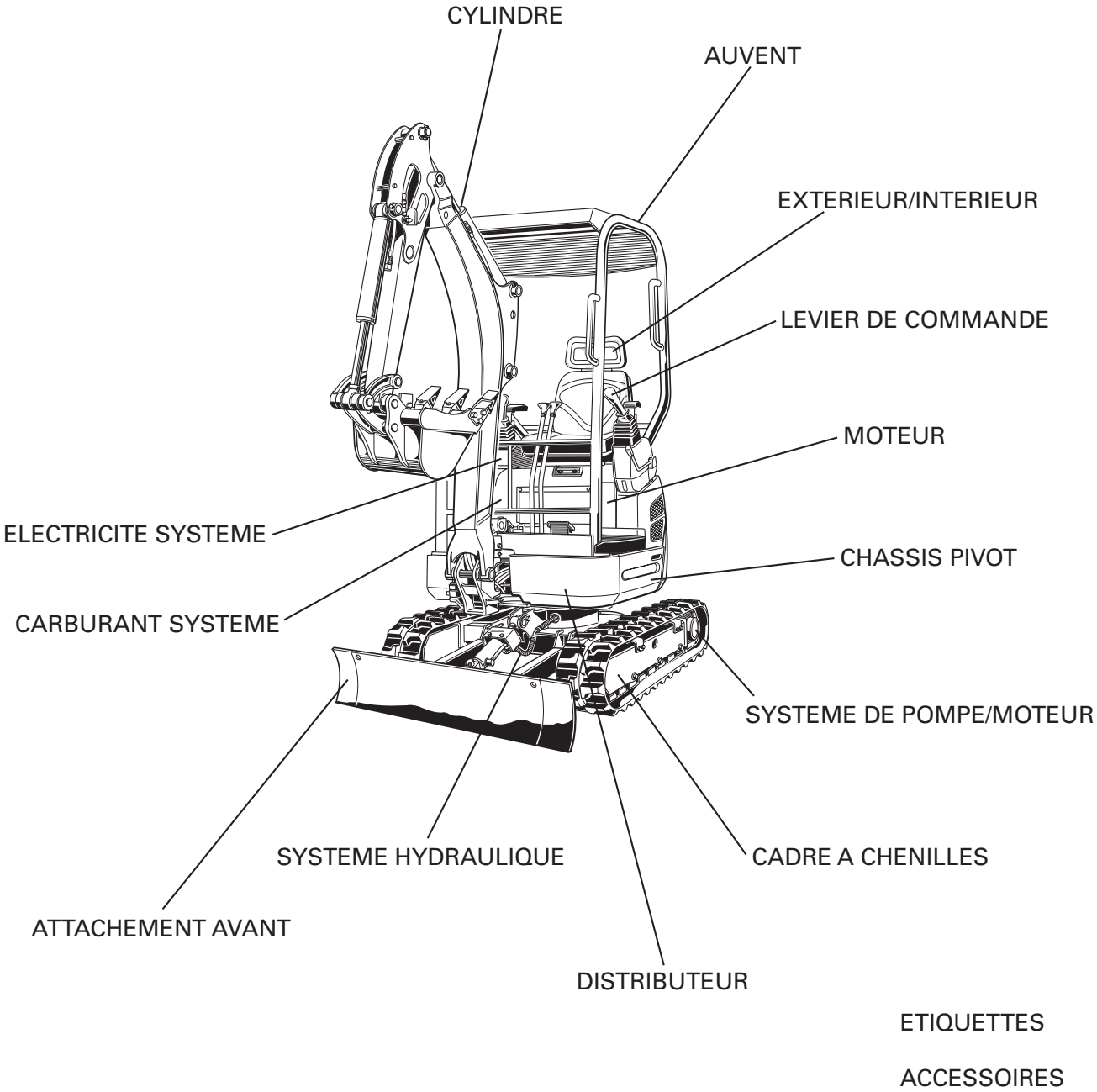

ABSCHNITTSINHALT

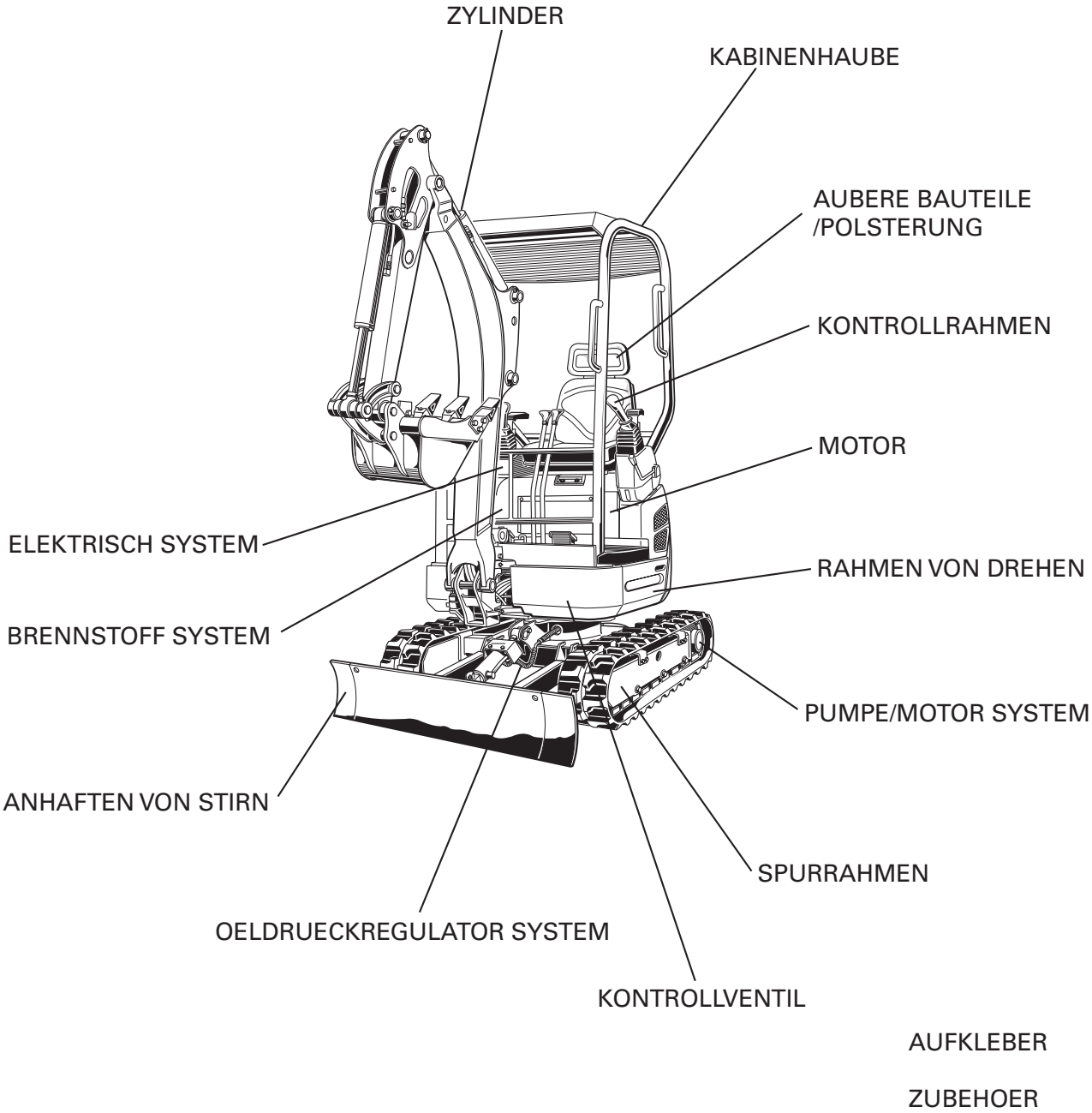

[How to read contents with illustrations]

Illustration example

ENGINE ← STEP1			
0001	0002	0003	← STEP2
CRANKCASE	OIL PAN	CYLINDER HEAD	← STEP3
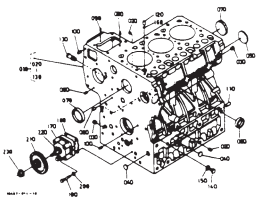	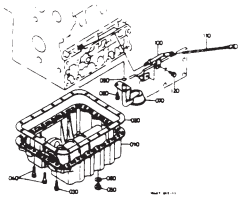	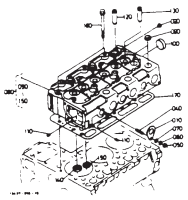	← STEP4
0005	0100	0101	0102
HEAD COVER	MAIN BEARING CASE	CAMSHAFT AND IDLE GEAR SHAFT	PISTON AND CRANK SHAFT

STEP1; This indicates the items listed in SECTION CONTENTS.

STEP2; These indicate the figure number given in the text.

(Fig. No...0003)

STEP3; This indicates the group name in the text.

STEP4; This indicates the illustrations of the group in the text.

How to retrieve:

Look at SECTION CONTENTS to select an item you are looking for. In STEP1, find the same item. In STEP4, find the part you are searching. In STEP2 and STEP3, refer to the page of the group and retrieve the part number.

[Comment lire les contenus avec les illustrations]

Exemple d´illustration

MOTEUR ← ETAPE1			
0001	0002	0003	← ETAPE2
BLOC MOTEUR	CARTER D´HUILE	CULASSE	← ETAPE3
			← ETAPE4
0005	0100	0101	0102
COUVRE-CULASSE	PALIERS DE VILEBREQUIN	ARBRE A CAMES ET ARBRE DE PIGNON FOU	PISTON ET VILEBREQUIN

ETAPE1: Ceci indique les articles répertories dans les CONTENUS DE LA SECTION.

ETAPE2: Ceci indique le numéro de l´illustration donnés dans le texte.

(No. de Fig...0003)

ETAPE3: Ceci indique le nom du groupe dans le texte.

ETAPE4: Ceci indique les illustrations du groupe dans le texte.

Comment retrouver:

Regarder aux CONTENUS DE LA SECTION pour choisir l´article que l´on désire chercher. A l´ETAPE 1, trouver le méme article. A l´ETAPE 4, trouver la piéce que l´on est en train de chercher. A l´ETAPE 2 et à l´ETAPE 3, se référer à la page du groupe et retrouver le numéro de la pièce.

[Lesens des Inhalts der Abbildungen]

Bildbeispiel

MOTOR ← SCHRITT1			
0001	0002	0003	← SCHRITT2
KURBELGEHAEUSE	OELWANNE	ZYLINDERKOPF	← SCHRITT3
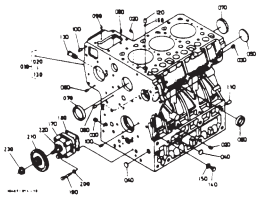	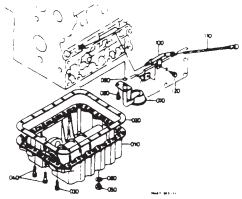	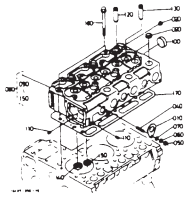	← SCHRITT4
0005	0100	0101	0102
ZYLINDERKOPFHAUBE	HAUPTLAGERGEHAEUSE	NOCKENWELLE UND WELLE, FREILAUFGETR	KOLBEN UND KURBELWELLE

SCHRITT1: Zeigt die Posten im ABSCHNITTSINHALT an.

SCHRITT2: Zeigt die Abbildungsnummer im Text an.

(Abb. -Nr...0003)

SCHRITT3: Zeigt den Gruppennamen im Text an.

SCHRITT4: Zeigt die Abbildungen der Gruppe im Text an.

Abrufen:

Sehen Sie den ABSCHNITTSINHALT und wählen Sie den Posten an, der gewünscht wird, Im SCHRITT 1 suchen Sie für den gleichen Posten. Im Schritt 4 suchen Sie den aufzufindenden Teil, In den SCHRITTEN 2 und 3 beziehen Sie sich bitte die Ssite der Gruppe und rufen Sie die Teilenummer ab.

ENGINE
MOTEUR
MOTOR

Fig.No. 0001

CRANK CASE

BLOC MOTEUR

KURBELGEHAEUSE

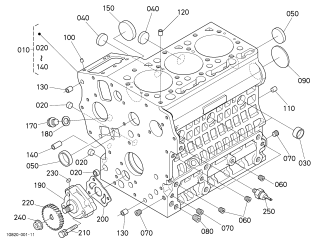

Fig.No. 0002

OIL PAN

CARTER D'HUILE

OELWANNE

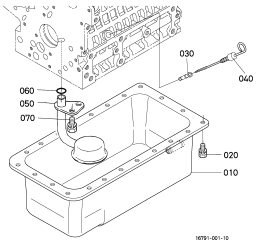

Fig.No. 0003

CYLINDER HEAD

CULASSE

ZYLINDERKOPF

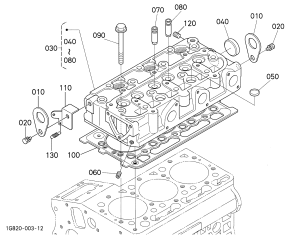

Fig.No. 0004

GEAR CASE

CARTER DE DISTRIBUTION

GETRIEBEGEHAEUSE

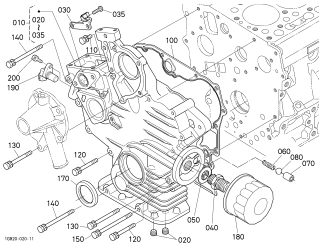

Fig.No. 0005

HEAD COVER

COUVRE-CULASSE

ZYLINDERKOPF-DECKEL

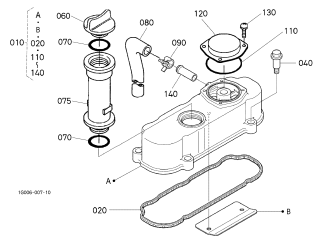

Fig.No. 0030

ENGINE BRACKET

CONSOLE DE MOTEUR

MOTOR TRAEGER

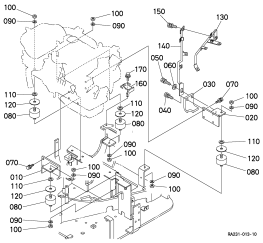

Fig.No. 0100

MAIN BEARING CASE

PALIERS DE VILEBREQUIN

HAUPTLAGERGEHAEUSE

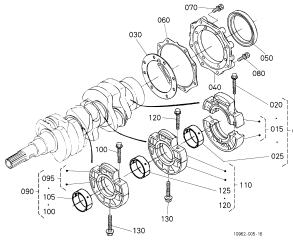

Fig.No. 0101

CAMSHAFT AND IDLE GEAR SHAFT

ARBRE A CAMES ET ARBRE DE PIGNON INTERMEDIAIRE

NOCKENWELLE UND FREILAUFGETRIEBEWELLE

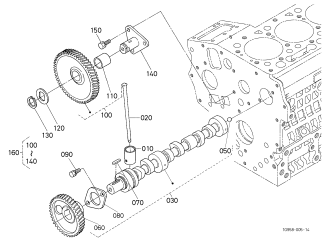

Fig.No. 0102

PISTON AND CRANKSHAFT

PISTON ET VILEBREQUIN

KOLBEN UND KURBELWELLE

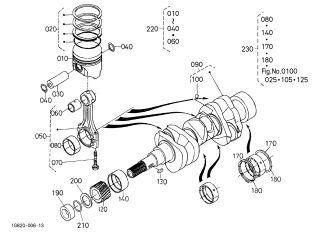

Fig.No. 0103

FLYWHEEL

VOLANT MOTEUR

SCHWUNGRAD

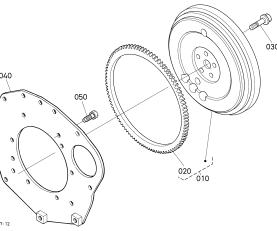

Fig.No. 0105

FUEL CAMSHAFT AND GOVERNOR SHAFT

ARBRE A CAMES DE CARBURANT ET ARBRE REGULATEUR

KRAFTSTOFF-NOCKENWELLE UND DRUCKREGLERWELLE

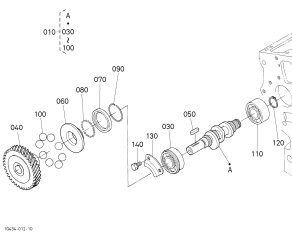

Fig.No. 0201

STOP SOLENOID

SOLENOIDE D'ARRET

ABSTELLSOLENOID

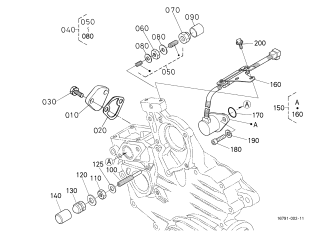

Fig.No. 0202

INJECTION PUMP

POMPE D'INJECTION

EINSPRITZENPUMPE

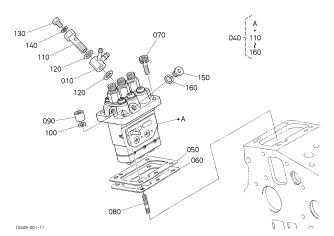

Fig.No. 0204

GOVERNOR

REGULATEUR DE VITESSES

REGLER

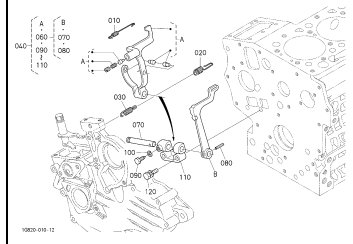

Fig.No. 0205

SPEED CONTROL PLATE

PLAQUE DE VITESSE-CONTROLE

GESCHWINDIGKEITS-REGLERPLATTE

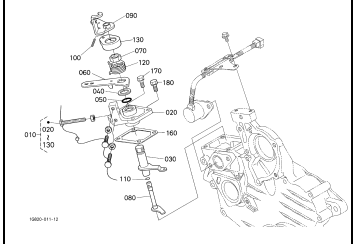

Fig.No. 0206

NOZZLE HOLDER AND GLOW PLUG

PORTE-INJECTEUR ET BOUGIE DE PRECHAUFFAGE

DUESENHALTER UND GLUEHKERZE

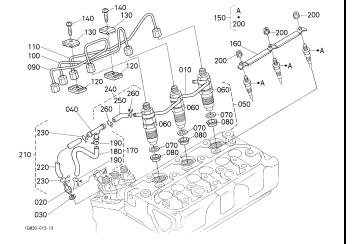

Fig.No. 0207

NOZZLE HOLDER (COMPONENT PARTS)

PORTE-INJECTEUR (PARTIES COMPOSANTES)

DUESENHALTER (EINZEL-TEIL)

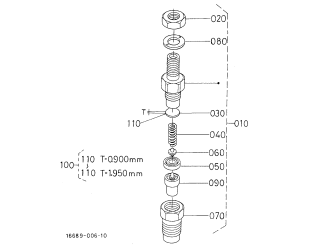

Fig.No. 0413

ALTERNATOR

ALTERNATEUR

WECHSELSTROMMASCHINE

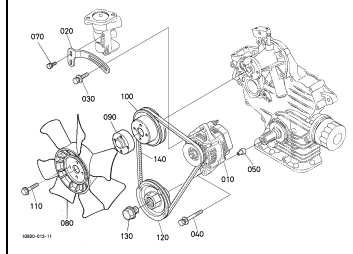

Fig.No. 0414

ALTERNATOR (COMPONENT PARTS)

ALTERNATEUR (PARTIES COMPOSANTES)

WECHSELSTROMMASCHINE (EINZEL-TEIL)

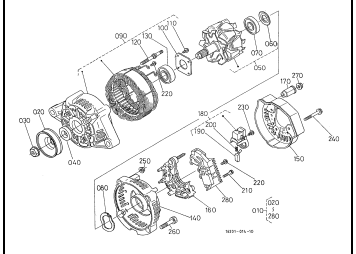

Fig.No. 0416

STARTER

DEMARREUR

ANLASSER

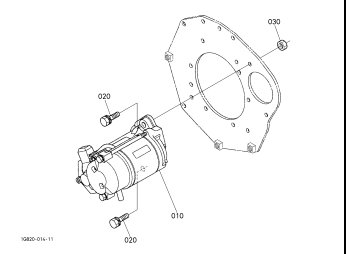

Fig.No. 0417

STARTER (COMPONENT PARTS)

DEMARREUR (PARTIES COMPOSANTES)

ANLASSER (EINZEL-TEIL)

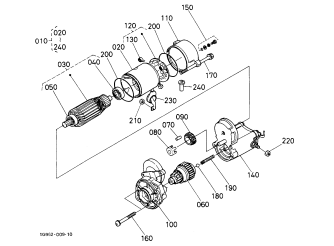

Fig.No. 0500

WATER FLANGE AND THERMOSTAT

BRIDE A EAU ET THERMOSTAT

WASSERFLANSCH UND THERMOSTAT

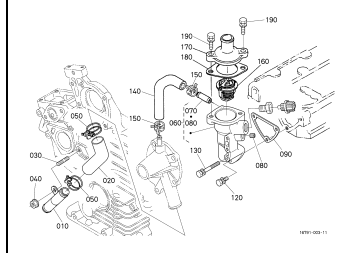

Fig.No. 0501

WATER PUMP

POMPE A EAU

WASSERPUMPE

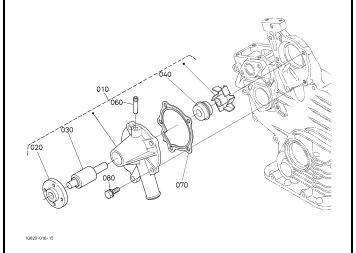

Fig.No. 0511

RADIATOR

RADIATEUR

KUEHLER

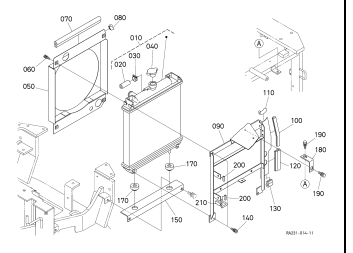

Fig.No. 0513

WATER PIPE

TUYAU D'EAU

WASSERROHR

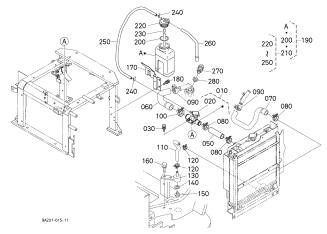

Fig.No. 0600

VALVE AND ROCKER ARM

SOUPAPES ET CULBUTEURS

VENTIL UND KIPPENARM

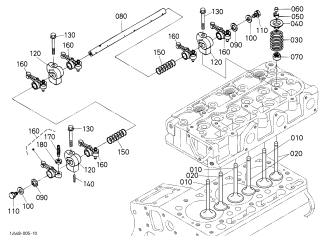

Fig.No. 0610

INLET MANIFOLD

COLLECTEUR D'ADMISSION

ANSAUGENLEITUNG

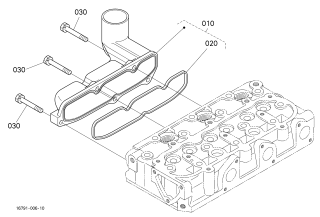

Fig.No. 0612

EXHAUST MANIFOLD

COLLECTEUR D'ECHAPPEMENT

AUSPUFFRUMMER

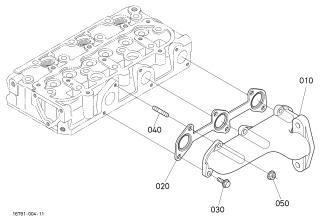

Fig.No. 0614

AIR CLEANER

FILTRE A AIR

LUFTREINHEIT

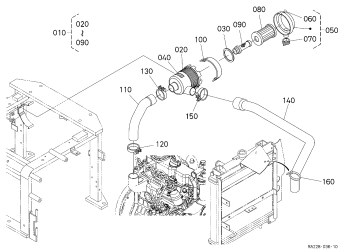

Fig.No. 0616

MUFFLER

SILENCIEUX

AUSPUFFTOPF

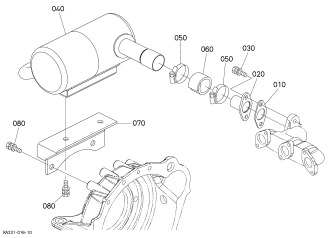

Fig.No. 090001

UPPER GASKET KIT

JEU DE JOINTS SUPERIEUR

OBERDICHTUNG-GERAET

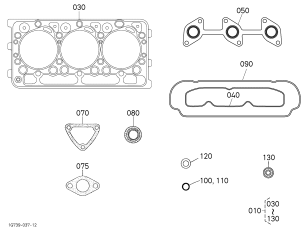

Fig.No. 090002

LOWER GASKET KIT

JEU DE JOINTS INFERIEUR

UNTERDICHTUNG-GERAET

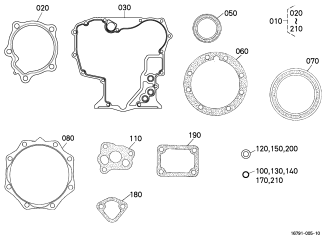

Fig.No. A001

OIL DRAIN PIPE

TUYAU DE VIDANGE D'HUILE

OELABLAUFROHR

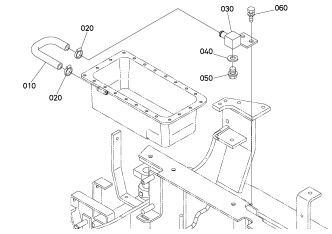

FUEL SYSTEM
CARBURANT SYSTEME
BRENNSTOFF SYSTEM

Fig.No. A200

ACCEL LEVER

LEVIER D'ACCELERATEUR

BESCHILEUNIGER

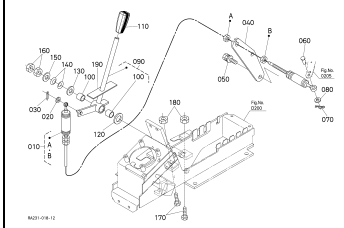

Fig.No. A300

FUEL PIPING

TUYAUTAGE DE CARBURANT

KRAFTSTOFFLEITUNGEN

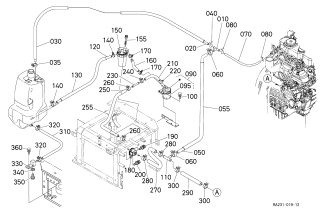

Fig.No. A30201

SEPARATOR (COMPONENT PARTS)

SEPARATEUR (PARTIES COMPOSANTES)

SEPARATOR (EINZEL-TEIL)

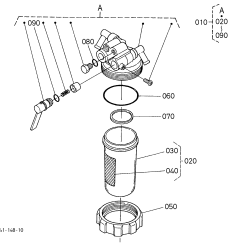

Fig.No. A30202

SEPARATOR (COMPONENT PARTS)

SEPARATEUR (PARTIES COMPOSANTES)

SEPARATOR (EINZEL-TEIL)

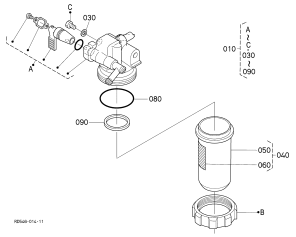

Fig.No. A303

FUEL TANK

RESERVOIR A CARBURANT

KRAFTSTOFFTANK

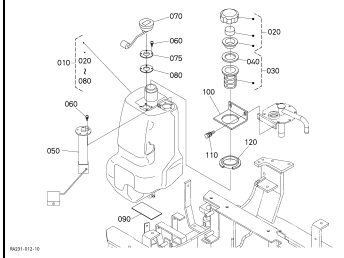

ELECTRICAL SYSTEM
ELECTRICITE SYSTEME
ELEKTRISCH SYSTEM

Fig.No. B400

BATTERY

BATTERIE

BATTERIE

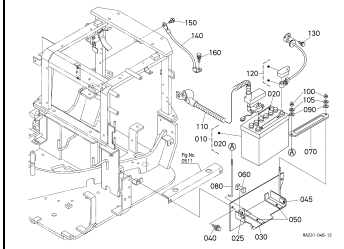

Fig.No. B402

TIMER AND HORN

TEMPORISATEUR,AVERTISSEUR

ZEITZEICHENGEBER,HUPE

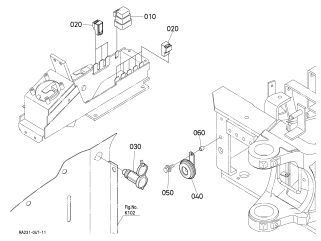

Fig.No. B404

SWITCH AND METER

INTERRUPTEUR,METRE

SCHALTER,ZAEHLER

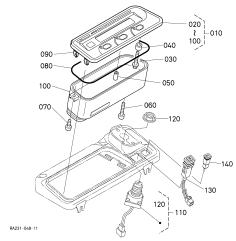

Fig.No. B406

LIGHT

LAMPE

LAMPE

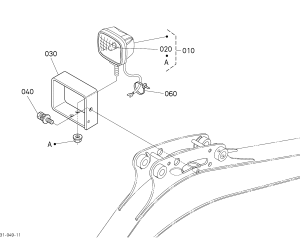

Fig.No. B40801

ELECTRICAL WIRING

FAISCEAU DE CABLES

KABELGESCHIRR

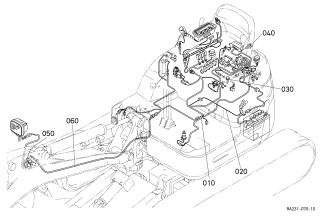

Fig.No. B40802

ELECTRICAL WIRING

FAISCEAU DE CABLES

KABELGESCHIRR

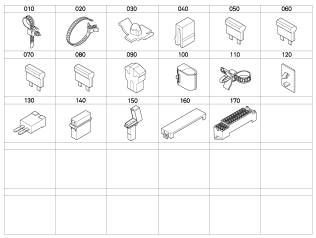

Fig.No. B410

ANTI-THEFT ALARM SYSTEM

DISPOSITIF D'ALARM ANTIVOL

DIEBSTAHLWARNANLAGE

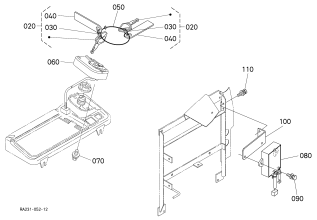

PUMP/MOTOR SYSTEM
SYSTEME DE POMPE/MOTEUR
PUMPE/MOTOR SYSTEM

Fig.No. C000

PUMP HOUSING

CARTER DE POMPE

GEHAEUSE

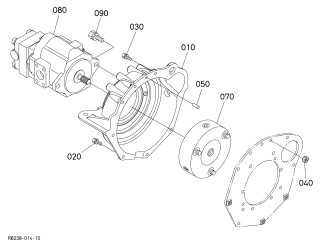

Fig.No. C200

PISTON PUMP COMPONENT PARTS

POMPE DE PISTONS ET PARTIES COMPOSANTES

KOLBENPUMPE UND EINZEL-TEIL

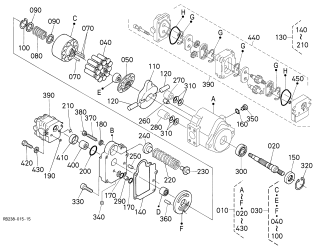

Fig.No. C300

DRIVE MOTOR AND COMPONENT PARTS

MOTEUR DE VOYAGE ET PARTIES COMPOSANTES

MOTOR UND EINZEL-TEIL

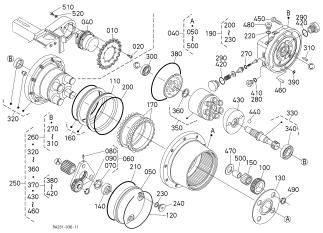

Fig.No. C400

SWIVEL MOTOR AND COMPONENT PARTS

MOTEUR DE BASCULE ET PARTIES COMPOSANTES

SCHWINGUNGMOTOR UND EINZEL-TEIL

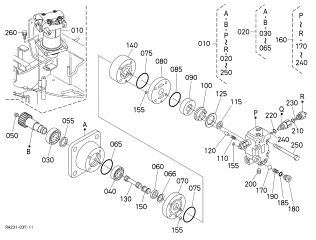

Fig.No. C500

ROTARY JOINT

JOINT ROTATIF

DREHGELENKSTUECK

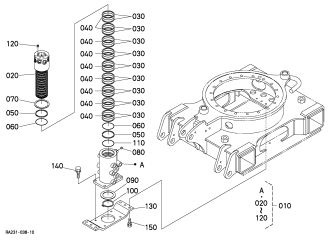

Fig.No. C502

OIL TANK

RESERVOIR D'HUILE

OELTANK

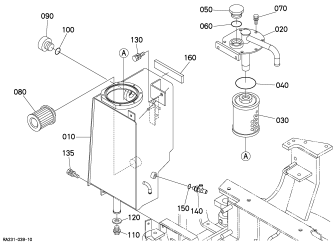

CONTROL VALVE
DISTRIBUTEUR
KONTROLLVENTIL

Fig.No. C600

CONTROL VALVE

SOUPAPE DE CONTROLE

KONTROLLVENTIL

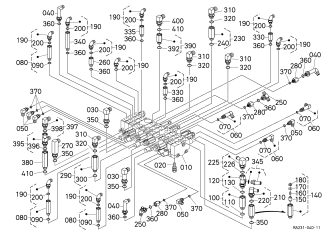

Fig.No. C601

CONTROL VALVE (COMPONENT PARTS)

SOUPAPE DE CONTROLE (PARTIES COMPOSANTES)

KONTROLLVENTIL (EINZEL-TEIL)

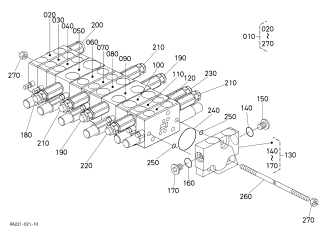

Fig.No. C60201

SPOOL SECTION (SWING)

SECTION DE TIROIR (BALANCEMENT)

SPULENSEKTION (SCHWUNG)

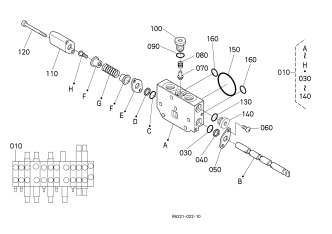

Fig.No. C60202

SPOOL SECTION (BLADE)

SECTION DE TIROIR (LAME)

SPULENSEKTION (PLANIERSCHILD)

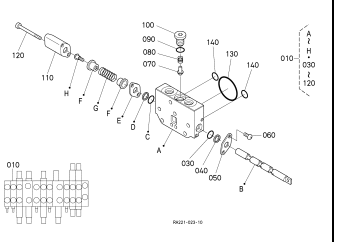

Fig.No. C60203

SPOOL SECTION (SWIVEL)

SECTION DE TIROIR (PIVOT)

SPULENSEKTION (DREHEN)

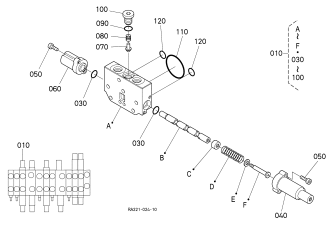

Fig.No. C60204

SPOOL SECTION (TRAVEL STRAIGHT)

SECTION DE TIROIR (DEPLACEMENT)

SPULENSEKTION (FAHREN)

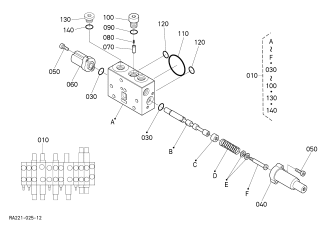

Fig.No. C60205

SPOOL SECTION (S/P)

SECTION DE TIROIR (S/P)

SPULENSEKTION (S/P)

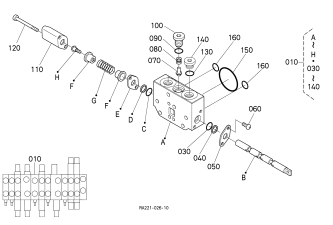

Fig.No. C60206

SPOOL SECTION (ARM)

SECTION DE TIROIR (BRAS)

SPULENSEKTION (ARM)

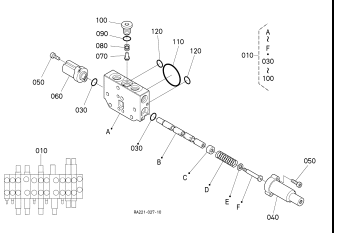

Fig.No. C60207

SPOOL SECTION (TRAVEL RH)

SECTION DE TIROIR (DEPLACEMENT DROITE)

SPULENSEKTION (FAHREN RS)

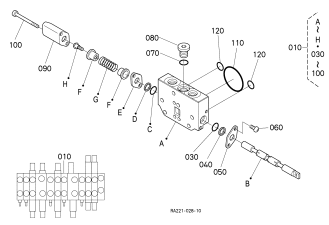

Fig.No. C60208

SPOOL SECTION (INLET)

SECTION DE TIROIR (ADMISSION)

SPULENSEKTION (ANSAUG)

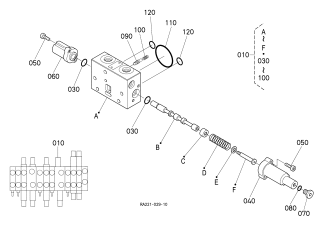

Fig.No. C60209

SPOOL SECTION (TRAVEL LH)

SECTION DE TIROIR (DEPLACEMENT GAUCHE)

SPULENSEKTION (FAHREN LS)

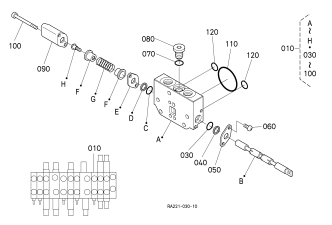

Fig.No. C60210

SPOOL SECTION (BOOM)

SECTION DE TIROIR (FLECHE)

SPULENSEKTION (AUSLEGER)

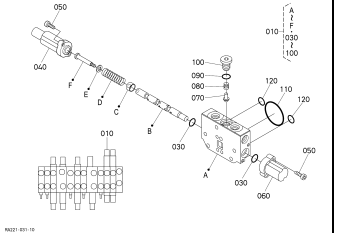

Fig.No. C60211

SPOOL SECTION (BUCKET)

SECTION DE TIROIR (GODET)

SPULENSEKTION (KUEBEL)

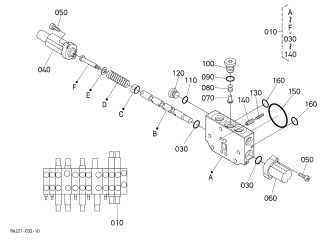

Fig.No. C702

UNLOAD VALVE

SOUPAPE DE DECHARGE

ENTLADERVENTIL

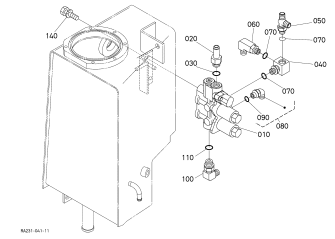

Fig.No. C703

UNLOAD VALVE (COMPONENT PARTS)

SOUPAPE DE DECHARGE (PARTIES COMPOSANTES)

ENTLADERVENTIL (EINZEL-TEIL)

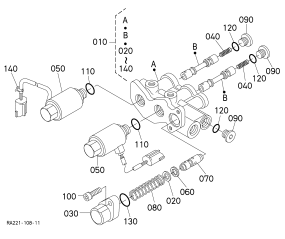

Fig.No. C704

CHANGE VALVE

CHANGEMENT SOUPAPE

AENDERUNGVENTIL

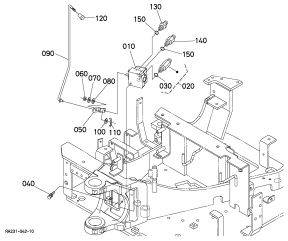

Fig.No. C705

CHANGE VALVE (COMPONENT PARTS)

CHANGEMENT SOUPAPE (PARTIES COMPOSANTES)

AENDERUNGVENTIL (EINZEL-TEIL)

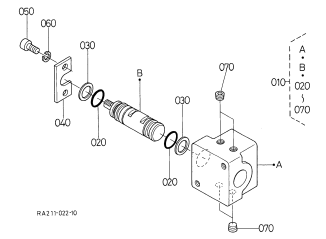

CONTROL LEVER
LEVIER DE COMMANDE
KONTROLLRAHMEN

Fig.No. D000

CONTROL LEVER (FRAME)

LEVIER DE COMMANDE (CADRE DE CONTROLE)

KONTROLLHEBEL (RAHMEN)

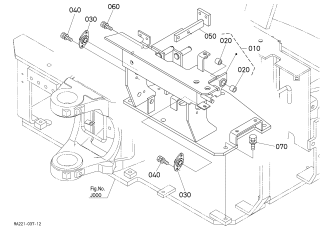

Fig.No. D100

CONTROL LEVER (LEVER LH)

LEVIER DE COMMANDE (LEVIER GAUCHE)

KONTROLLHEBEL (HEBEL LS)

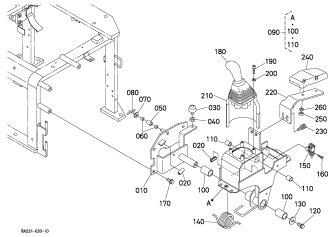

Fig.No. D101

PILOT VALVE (COMPONENT PARTS)

SOUPAPE DE PILOTE (PARTIES COMPOSANTES)

ANZEIGEVENTIL (EINZEL-TEIL)

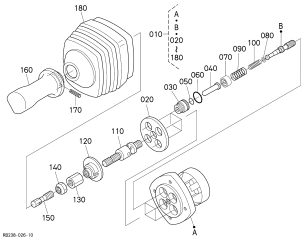

Fig.No. D200

CONTROL LEVER (LEVER RH)

LEVIER DE COMMANDE (LEVIER DROITE)

KONTROLLHEBEL (HEBEL RS)

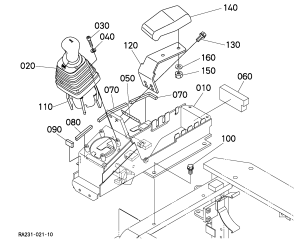

Fig.No. D201

PILOT VALVE (COMPONENT PARTS)

SOUPAPE DE PILOTE (PARTIES COMPOSANTES)

ANZEIGEVENTIL (EINZEL-TEIL)

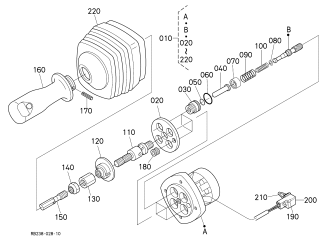

Fig.No. D300

CONTROL LEVER (TRAVEL LH)

LEVIER DE COMMANDE (DEPLACEMENT GAUCHE)

KONTROLLHEBEL (FAHREN LS)

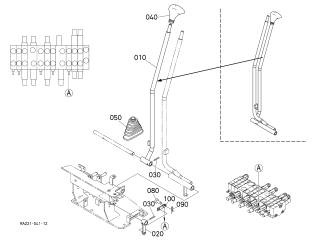

Fig.No. D400

CONTROL LEVER (TRAVEL RH)

LEVIER DE COMMANDE (DEPLACEMENT DROITE)

KONTROLLHEBEL (FAHREN RS)

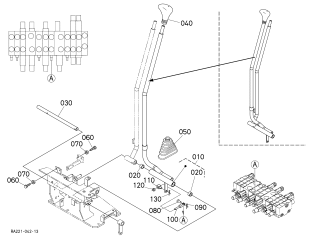

Fig.No. D600

CONTROL LEVER (SAFETY LOCK LEVER)

LEVIER DE COMMENDE (LEVIER DE VERROUILLAGE)

KONTROLLHEBEL (HEBEL VON SCHLOSS)

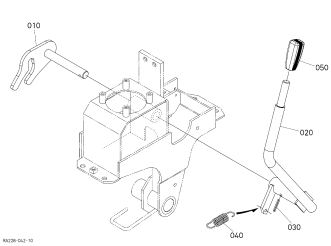

Fig.No. D700

CONTROL PEDAL (SWIVEL/SWING CHANGE)

PEDALE DE COMMANDE (PIVOT/ CHANGE DE OSCILLATION)

KONTROLLPEDAL (DREHEN/ ANDERUNG VON SCHWINGEN)

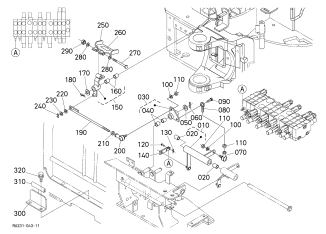

Fig.No. D800

CONTROL LEVER (BLADE)

LEVIER DE COMMANDE (LAME)

KONTROLLHEBEL (PLANIERSCHILD)

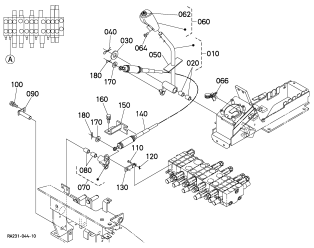

Fig.No. D900

CONTROL LEVER (S/P)

LEVIER DE COMMANDE (S/P)

KONTROLLHEBEL (S/P)

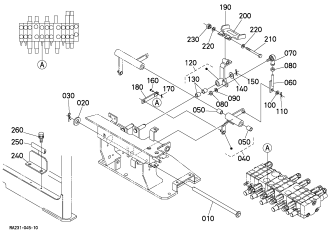

HYDRAULIC SYSTEM
SYSTEME HYDRAULIQUE
OELDRUECKREGULATOR SYSTEM

Fig.No. E000

OIL PIPING (SUCTION)

TUBE (SUCCION)

OEL LEITUNG (ANSAUGEN)

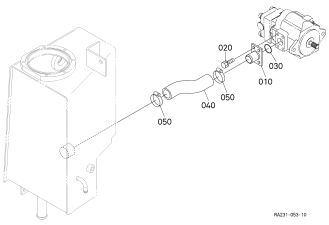

Fig.No. E002

OIL PIPING (DELIVERY)

TUBE (DELIVRANCE)

OEL LEITUNG (BEFREITUNG)

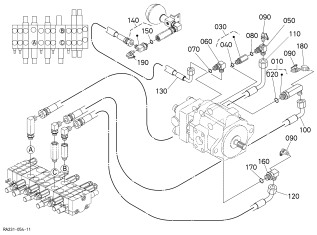

Fig.No. E003

OIL PIPING (ACCUMULATOR)

TUBE (ACCUMULATEUR)

OEL LEITUNG (AKKUMULATOR)

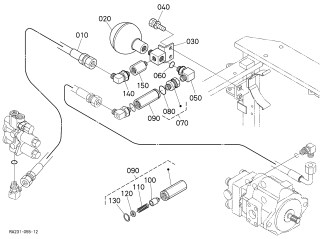

Fig.No. E004

OIL PIPING (RETURN)

TUBE (RETOUR)

OEL LEITUNG (RUECKSTORM)

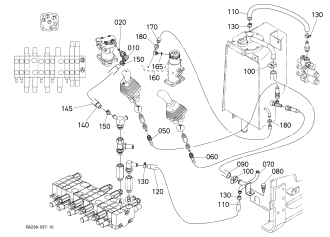

Fig.No. E006

OIL PIPING (OIL COOLER)

TUBE (REFROIDISSEUR)

OEL LEITUNG (OELKUEHLER)

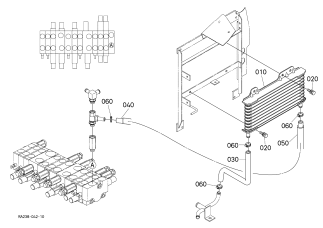

Fig.No. E100

OIL PIPING (CONTROL LH)

TUBE (COMMANDE G.)

OEL LEITUNG (KONTROLL LS)

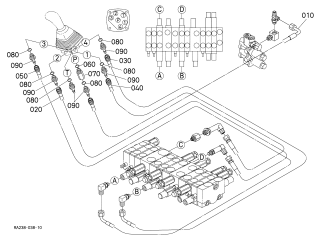

Fig.No. E102

OIL PIPING (CONTROL RH)

TUBE (COMMANDE D.)

OEL LEITUNG (KONTROLL RS)

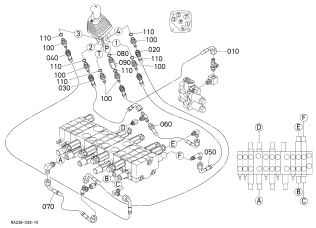

Fig.No. E200

OIL PIPING (TRAVEL LH)

TUBE (DEPLACEMENT GAUCHE)

OEL LEITUNG (FAHREN LS)

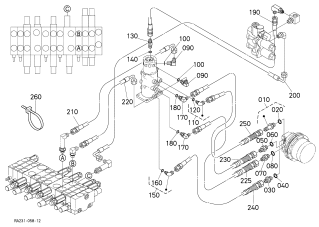

Fig.No. E202

OIL PIPING (TRAVEL RH)

TUBE (DEPLACEMENT DROITE)

OEL LEITUNG (FAHREN RS)

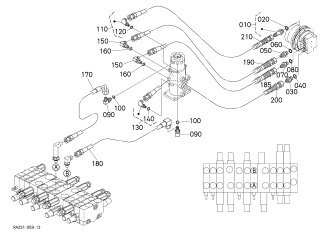

Fig.No. E204

OIL PIPING (SWIVEL)

TUBE (PIVOT)

OEL LEITUNG (DREHEN)

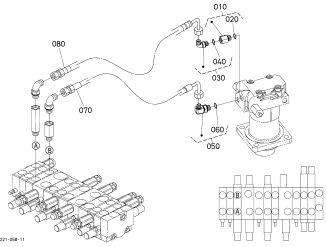

Fig.No. E300

OIL PIPING (SWING)

TUBE (BALANCEMENT)

OEL LEITUNG (SCHWUNG)

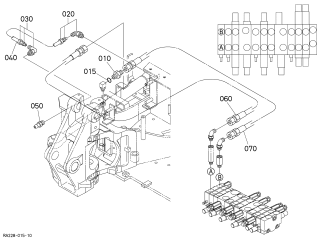

Fig.No. E304

OIL PIPING (BOOM)

TUBE (FLECHE)

OEL LEITUNG (AUSLEGER)

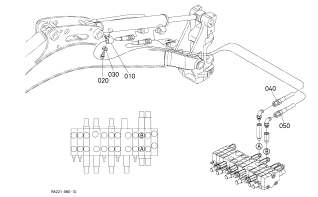

Fig.No. E400

OIL PIPING (ARM)

TUBE (BRAS)

OEL LEITUNG (ARM)

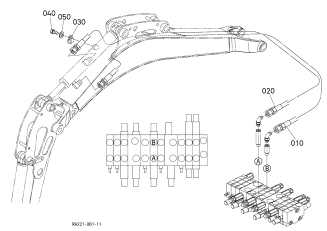

Fig.No. E500

OIL PIPING (BUCKET)

TUBE (GODET)

OEL LEITUNG (KUEBEL)

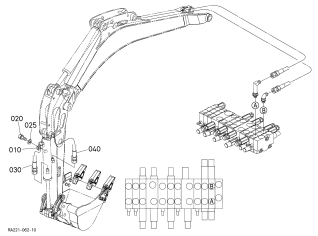

Fig.No. E600

OIL PIPING (BLADE)

TUBE (LAME)

OEL LEITUNG (PLANIERSCHILD)

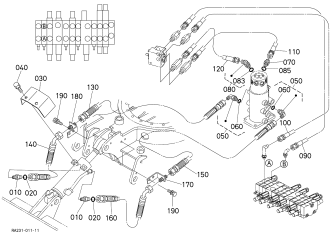

Fig.No. E602

OIL PIPING (TRACK)

TUBE (CHENILLE)

OEL LEITUNG (SPUR)

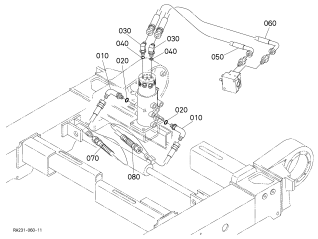

Fig.No. E700

OIL PIPING (CLAMP)

TUBE (ATTACHE)

OEL LEITUNG (KLAMMER)

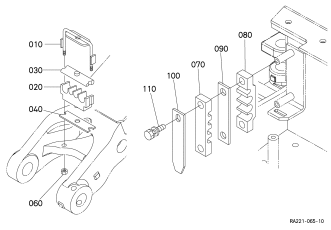

Fig.No. E800

OIL PIPING (S/P)

TUBE (S/P)

OEL LEITUNG (S/P)

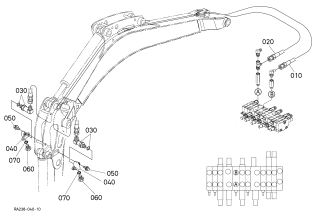

Fig.No. E802

OIL PIPING (THIRD LINE HYDRAULIC RETURN)

TUBE (RETOUR DIRECT AU RESERVOIR HYDRAULIQUE)

OEL LEITUNG (DRITTE RUECKLAUFLEITUNG)

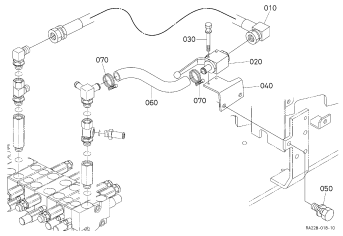

CYLINDER
CYLINDRE
ZYLINDER

Fig.No. F000

BOOM CYLINDER AND COMPONENT PARTS

FLECHE CYLINDRE ET PARTIES COMPOSANTES

AUSLEGER ZYLINDER UND EINZEL-TEIL

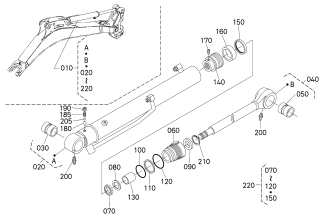

Fig.No. F100

ARM CYLINDER AND COMPONENT PARTS

BRAS CYLINDRE ET PARTIES COMPOSANTES

ARM ZYLINDER UND EINZEL-TEIL

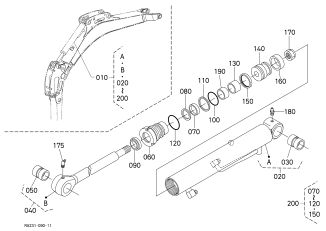

Fig.No. F200

BUCKET CYLINDER AND COMPONENT PARTS

GODET CYLINDRE ET PARTIES COMPOSANTES

KUEBEL ZYLINDER UND EINZEL-TEIL

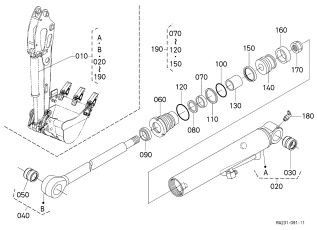

Fig.No. F300

BLADE CYLINDER AND COMPONENT PARTS

LAME CYLINDRE ET PARTIES COMPOSANTES

PLANIERSCHILD ZYLINDER UND EINZEL-TEIL

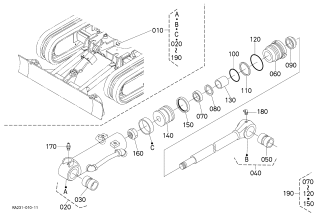

Fig.No. F400

SWING CYLINDER AND COMPONENT PARTS

BALANCEMENT CYLINDRE ET PARTIES COMPOSANTES

SCHWUNG ZYLINDER UND EINZEL-TEIL

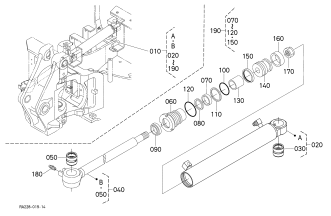

Fig.No. F402

TRACK CYLINDER AND COMPONENT PARTS

CHENILLE CYLINDRE ET PARTIES COMPOSANTES

SPUR ZYLINDER UND EINZEL-TEIL

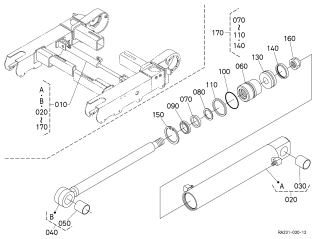

FRONT ATTACHMENTS
ATTACHEMENT AVANT
ANHAFTEN VON STIRN

Fig.No. G000

SWING BRACKET

SUPPORT BALANCEMENT

AUSLEGER,SCHWUNG

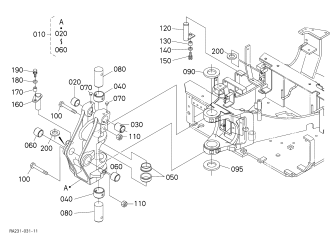

Fig.No. G100

BOOM

FLECHE

AUSLEGER

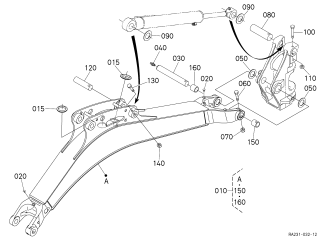

Fig.No. G20001

ARM

BRAS

ARM

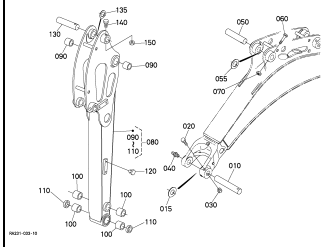

Fig.No. G20002

ARM

BRAS

ARM

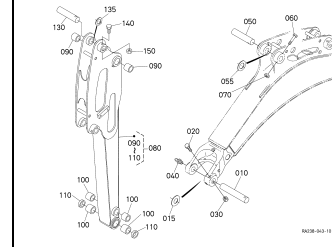

Fig.No. G300

BUCKET LINK

MAILLON DE GODET

VERBINDUNGESTUECK,KUEBEL

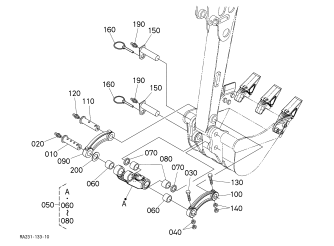

Fig.No. G400

BUCKET

GODET

KUEBEL

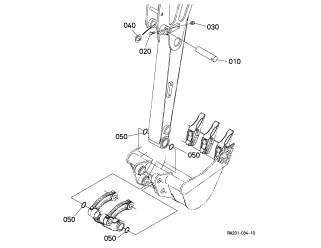

Fig.No. G500

BLADE

LAME

PLANIERSCHILD

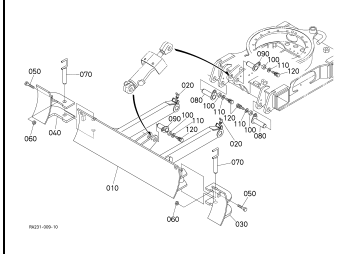

TRACK FRAME
CADRE A CHENILLES
SPURRAHMEN

Fig.No. H000

TRACK FRAME

CADRE DE PISTE

SPURRAHMEN

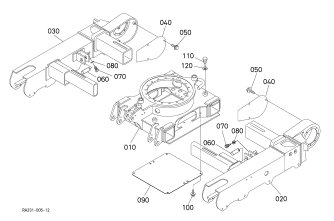

Fig.No. H100

IDLER

INTERMEDIAIRE

SPANNRAD

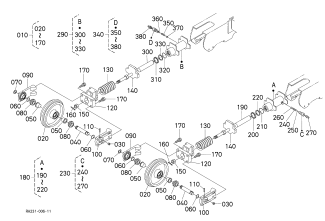

Fig.No. H200

TRACK ROLLER

GALET DE CHENILLE

LAUFROLLEN

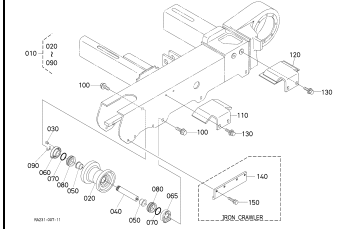

Fig.No. H300

CRAWLER

CHENILLE

LAUFKETTEN

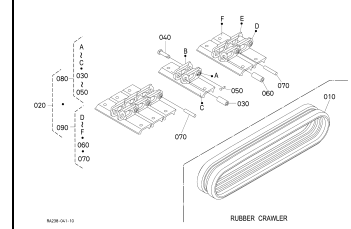

SWIVEL FRAME
CHASSIS PIVOT
RAHMEN VON DREHEN

Fig.No. J000

SWIVEL FRAME

CHASSIS PIVOT

RAHMEN VON DREHEN

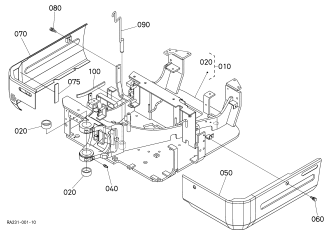

Fig.No. J001

ARCH FRAME

CHASSIS DE CAPOTE

BOGENRAHMEN

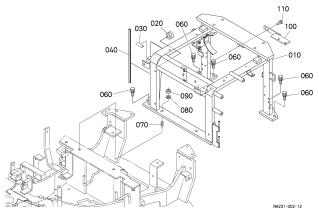

Fig.No. J100

SWIVEL BEARING

ROULEMENT DE BASCULE

LAGER,DREHEN

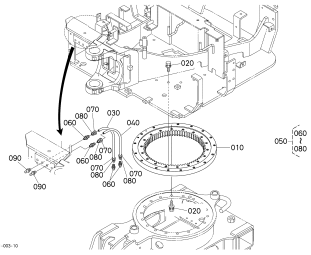

Fig.No. J300

STEP

MARCHE

TRITT

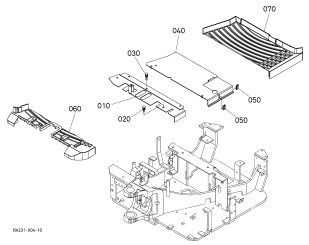

EXTERNAL/UPHOLSTERY
EXTERIEUR/INTERIEUR
AUBERE BAUTEILE/POLSTERUNG

Fig.No. K000

COVER (LH)

COUVERCLE (GAUCHE)

DECKEL (LS)

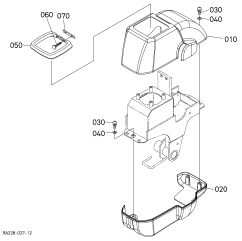

Fig.No. K001

COVER (RH)

COUVERCLE (DROITE)

DECKEL (RS)

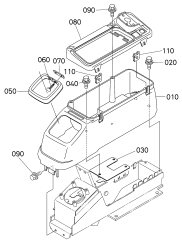

Fig.No. K101

BONNET (LH)

CAPOT (GAUCHE)

MOTORHAUBE (LS)

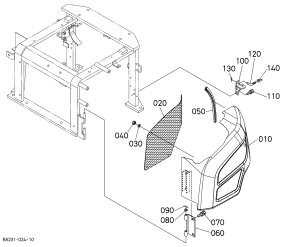

Fig.No. K102

BONNET (RH)

CAPOT (DROITE)

MOTORHAUBE (RS)

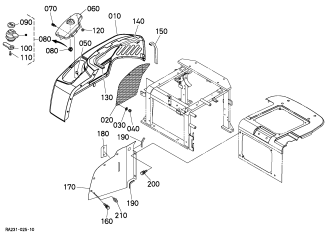

Fig.No. K103

BONNET (REAR)

CAPOT (ARRIERE)

MOTORHAUBE (HINTER)

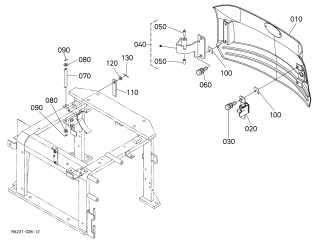

Fig.No. K104

BONNET (CENTER)

CAPOT (CENTRE)

MOTORHAUBE (ZENTRUM)

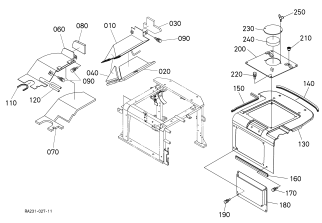

Fig.No. K200

SPONGE 1

EPONGE 1

SCHAUMGUMMI 1

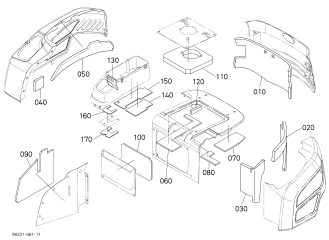

Fig.No. K201

SPONGE 2

EPONGE 2

SCHAUMGUMMI 2

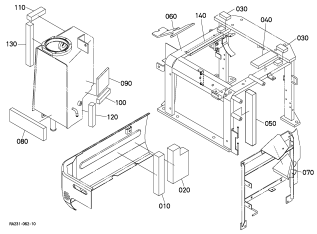

Fig.No. K300

WEIGHT

CONTREPOIDS

GEWICHT

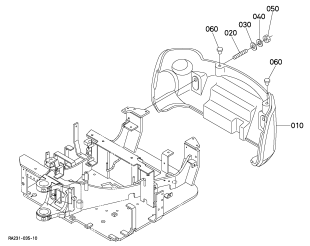

Fig.No. K400

SEAT

SIEGE

SITZ

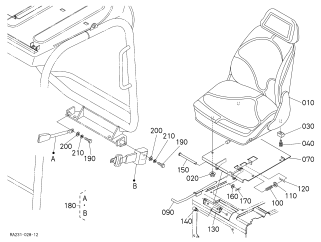

Fig.No. K401

SEAT (COMPONENT PARTS)

SIEGE (PARTIES COMPOSANTES)

SITZ (EINZEL-TEIL)

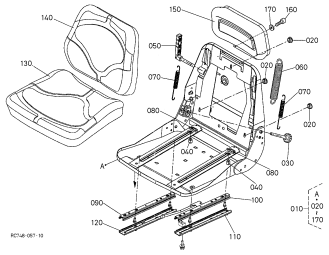

CANOPY
AUVENT
KABINENHAUBE

Fig.No. L000

CANOPY

AUVENT

KABINENHAUBE

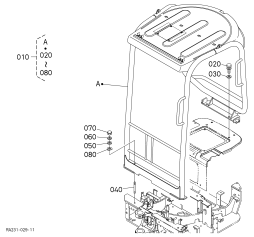

LABELS
ETIQUETTES
AUFKLEBER

Fig.No. M000

LABEL

ETIQUETTE

AUFKLEBER

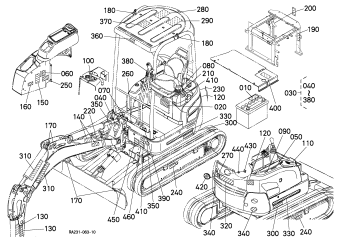

ACCESSORIES
ACCESSOIRES
ZUBEHOER

Fig.No. N000

ACCESSORIES

ACCESSOIRES

ZUBEHOER

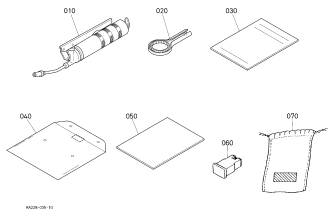

ALPHABETICAL INDEX

MODEL:U17-3ALPHA

PART NAME	PAGE
-A-	
ACCEL SUPPORT	36
ACCELERATOR LEVER	36
ACCUMULATOR	90
AIR CLEANER	31
AIR CLEANER ELEMENT	31
AIR CLEANER ELEMENT,INNER	31
AIR FILTER	31
ALTERNATOR	20
ALTERNATOR[COMPONENT PARTS]	21
ARCH FRAME	126
ARM	115
	116
ARM CYLINDER[COMPONENT PARTS]	108
ARM VALVE	60
	66
-B-	
BATTERY CABLE	42
BATTERY GROUND CABLE	42
BEARING CASE COVER	7
BEARING(SWIVEL)	127
BELT	20
BLADE	119
BLADE CYLINDER[COMPONENT PARTS]	110
BLADE SHAFT	86
BLADE VALVE	60
	62
BODY EARTH CORD	42
BONNET CENTER	134
BONNET LH	131
BONNET RH	132
BONNET,REAR	133
BONNET,SIDE	132
BOOM	114
BOOM CYLINDER[COMPONENT PARTS]	107
BOOM VALVE	60
	70
BOOT	78
	80
BRACKET SEAT	138
BREATHER TUBE	5
BUCKET CYLINDER[COMPONENT PARTS]	109
BUCKET LINK	117
BUCKET VALVE	60
	71
BULB	45
-C-	
CABLE,ACCEL	36
CAM GEAR	8
CAMSHAFT	8
CAMSHAFT IDLE GEAR	8
CANOPY	140
CARTRIDGE,OIL FILTER	4
CENTER FRAME	120
CHANGE PEDAL	84
CHANGE VALVE	74
CHANGE VALVE [COMPONENT PARTS]	75
CHECK VALVE	58
	90
CLAMP,HYDRAULIC HOSE	104
CONNECTING ROD	9
CONNECTING ROD BEARING	9
CONNECTOR	80
	127
CONTROL LEVER LH	77
CONTROL LEVER RH	79
CONTROL LEVER(BLADE)	86
CONTROL PANEL	44
CONTROL VALVE	58
CONTROL VALVE[COMPONENT PARTS]	60
COVER LH	129
COVER RH	130
CRANKCASE	1
CRANKPIN METAL	9
CRANKSHAFT	9
CRANKSHAFT GEAR	9
CRANKSHAFT METAL	9
CRAWLER	124
CUSHION	41
	42
	77
	104
	125
	132
	134
CYLINDER HEAD	3
CYLINDER HEAD COVER	5
CYLINDER HEAD COVER GASKET	5
CYLINDER HEAD GASKET	3
-D-	
DASHBOARD	44
DECALS	31
	141
DIODE	47
DIPSTICK	2
DOZER VALVE	60
	62
DRAIN HOSE	91
DRAIN HOSE,WATER	27
DRIVE LEVER LH	81
DRIVE LEVER RH	82
DRIVE SPROCKET	52
DRIVE VALVE LH	60
	69
DRIVE VALVE RH	60
	67
DUSTPROOF PLATE	41
-E-	
ENGINE BRACKET	6
ENGINE HOOK	3
ENGINE STOP LEVER	13
	16
EXHAUST MANIFOLD	30
EXHAUST MANIFOLD GASKET	30
EXHAUST VALVE	28

ALPHABETICAL INDEX

MODEL:U17-3ALPHA

PART NAME	PAGE
EXHAUST VALVE GUIDE	3
-F-	
FAN	20
FAN BELT DRIVE PULLEY	20
FAN PULLEY	20
FAN SHROUD	26
FILTER ELEMENT	37
FILTER WRENCH	143
FLOAT	39
	40
FLYWHEEL	11
FORK LEVER	15
FUEL CAMSHAFT	12
FUEL FILTER	37
	41
FUEL GAUGE SENSOR	41
FUEL HOSE	37
FUEL PUMP	37
FUEL PUMP COVER	13
FUEL TANK	41
FUEL TUBE	17
	37
	38
FUSE	47
	143
-G-	
GASKET KIT,LOWER	34
GASKET KIT,UPPER	33
GASKET,CYLINDER HEAD	3
GASKET,EXHAUST MANIFOLD	30
GASKET,INLET MANIFOLD	29
GASKET,WATER PUMP	25
GEAR CASE	4
GEAR CASE GASKET	4
GEAR PUMP	51
GLOW PLUG	17
GLOW PLUG CORD	17
GLOW RELAY	43
GOVERNOR	15
GOVERNOR ADJUSTING BOLT	13
GOVERNOR CASE	12
GOVERNOR LEVER	16
GREASE NIPPLE	98
	107
	108
	109
	110
	111
	114
	115
	116
	117
	119
	121
	122
	125
	127
GREASE SQUEEZER	143

PART NAME	PAGE
GRIP	74
	81
	82
	86
-H-	
HEAD COVER GASKET	5
HEAD GASKET	3
HOOD,REAR	133
HORN	43
HYDRAULIC CONTROL VALVE	58
HYDRAULIC HOSE	93
	94
	95
	96
	97
	99
	100
	102
	103
	105
	106
HYDRAULIC HOSE(ACCUMULATOR)	90
HYDRAULIC HOSE(BUCKET)	101
HYDRAULIC HOSE(DELIVERY)	89
HYDRAULIC HOSE(OIL COOLER)	92
HYDRAULIC HOSE(RETURN)	91
HYDRAULIC HOSE(SWING)	98
HYDRAULIC OIL LINE(OIL COOLER)	92
HYDRAULIC SUCTION HOSE	88
-I-	
IDLE APPARATUS	13
IDLE GEAR	8
IDLE GEAR SHAFT	8
IDLER	121
INJECTION PIPE	17
INJECTION PUMP	14
INJECTION PUMP GEAR	12
INLET MANIFOLD	29
INLET MANIFOLD GASKET	29
INLET VALVE	28
	60
	68
INSULATION	32
	77
	79
	134
	135
	136
INTAKE HOSE	31
INTAKE VALVE	28
INTAKE VALVE GUIDE	3
-K-	
KEY	48
-L-	

ALPHABETICAL INDEX

MODEL:U17-3ALPHA

PART NAME	PAGE
LABELS	31
	141
LEVER GRIP	36
	83
LIGHT,WORK	45
LIMIT SWITCH	77
LOWER GASKET KIT	34
-M-	
MAGNETIC SWITCH	23
MAIN BEARING CASE	7
MANIFOLD GASKET,EXHAUST	30
MANIFOLD GASKET,INLET	29
MANIFOLD,EXHAUST	30
MANIFOLD,INLET	29
MARK	142
MAT	128
METAL KIT,ENGINE	10
METER	44
MOTOR	52
MOTOR(SWIVEL)	54
MUFFLER	32
MUFFLER BRACKET	32
-N-	
NOZZLE HOLDER	17
NOZZLE HOLDER[COMPONENT PARTS]	18
-O-	
OIL DRAIN PLUG	35
OIL FILLER FLANGE	5
OIL FILLER PLUG	5
OIL FILTER	2
OIL FILTER CARTRIDGE	4
OIL GAUGE	2
OIL GAUGE GUIDE	2
OIL LEVEL GAUGE	57
OIL PAN	2
OIL PIPING CLAMP	104
OIL PIPING HOSE (CLAMP)	104
OIL PIPING(ACCUMULATOR)	90
OIL PIPING(ARM)	100
OIL PIPING(BLADE)	102
OIL PIPING(BOOM)	99
OIL PIPING(BUCKET)	101
OIL PIPING(CONTROL LH)	93
OIL PIPING(CONTROL RH)	94
OIL PIPING(DELIVERY)	89
OIL PIPING(RETURN)	91
OIL PIPING(S/P)	105
OIL PIPING(SUCTION)	88
OIL PIPING(SWING)	98
OIL PIPING(SWIVEL)	97
OIL PIPING(THIRD LINE HYDRAULIC RETURN)	106
OIL PIPING(TRACK)	103
OIL PIPING(TRAVEL LH)	95
OIL PIPING(TRAVEL RH)	96
OIL PRESSURE SENDING UNIT	1
OIL PUMP	1
OIL SWITCH	1
OIL TANK	57
OUTLET VALVE	60
-P-	
PANEL BOARD	44
PARTS LIST	143
PILOT VALVE[COMPONENT PARTS]	78
	80
PISTON	9
PISTON PIN	9
PISTON PIN BUSH	9
PISTON PUMP	49
PISTON PUMP[COMPONENT PARTS]	50
PISTON RING	9
PLATE PARTITION	134
PUMP HOUSING	49
PUSH ROD	8
-R-	
RADIATOR	26
RADIATOR CAP	27
REAR END PLATE	11
REGULATOR	21
RELIEF VALVE	60
RESERVE TANK	27
RETURN PIPE	91
REVOLUTION SENSOR	4
RING GEAR	11
ROCKER ARM	28
ROCKER ARM SHAFT	28
ROD	60
	84
	121
	122
ROPS	98
	140
ROPS KIT	98
ROTARY JOINT	56
RUBBER CRAWLER	124
RUBBER,BELLOWS	81
	82
-S-	
S/P LEVER	87
SAFETY BELT	138
SAFETY LOCK LEVER	83
SEAT	138
SEAT BELT	138
SEAT[COMPONENT PARTS]	139
SEPARATER[COMPONENT PARTS]	39
	40
SERVICE PORT VALVE	60
	65
SOLENOID	13
	73
SPEED CONTROL LEVER	16
SPEED CONTROL PLATE	16
SPONGE	135

ALPHABETICAL INDEX

MODEL:U17-3ALPHA

PART NAME	PAGE
SPONGE	136
SPOOL SECTION(ARM)	66
SPOOL SECTION(BLADE)	62
SPOOL SECTION(BOOM)	70
SPOOL SECTION(BUCKET)	71
SPOOL SECTION(DOZER)	62
SPOOL SECTION(INLET)	60
	68
SPOOL SECTION(S/P)	65
SPOOL SECTION(SWING)	61
SPOOL SECTION(SWIVEL)	63
SPOOL SECTION(TRAVEL LH)	69
SPOOL SECTION(TRAVEL RH)	67
STARTER	22
STARTER RELAY	43
STARTER SWITCH	44
STARTER[COMPONENT PARTS]	23
STEP	128
SUCTION FILTER	57
SWING BRACKET	113
SWING CYLINDER[COMPONENT PARTS]	111
SWING FRAME	125
SWING LEVER	84
SWING VALVE	60
	61
SWITCH,STARTER	44
SWIVEL BEARING	127
SWIVEL JOINT	56
SWIVEL JOINT SHAFT	56
SWIVEL MOTOR	54
SWIVEL SHUTTLE VALVE	60
SWIVEL VALVE	63
SWIVEL/SWING CHANGE PEDAL	84
-T-	
TAPPET	8
TEMPERATURE SENDING UNIT	27
THERMOSTAT	24
THERMOSTAT COVER	24
TRACK CYLINDER	112
TRACK FRAME	120
TRACK ROLLER	123
TRACK ROLLER SHAFT	123
TRAVEL CONTROL LEVER LH	81
TRAVEL CONTROL LEVER RH	82
-U-	
UNLOADER VALVE	72
UNLOADER VALVE [COMPONENT PARTS]	73
UPPER GASKET KIT	33
-V-	
VALVE GUIDE	3
VALVE PILOT LH	77
VALVE PILOT RH	79
VALVE SPRING	28
VALVE,EXHAUST	28
VALVE,INLET	28

PART NAME	PAGE
-W-	
WATER FLANGE	24
WATER FLANGE GASKET	24
WATER PIPE	24
	27
WATER PUMP	25
WATER PUMP FLANGE	25
WATER PUMP GASKET	25
WATER RETURN HOSE	5
	24
	25
WEIGHT	137
WIRE HARNESS(MAIN)	46
WORK LIGHT	45
-Y-	
YOKE	121

INDEX ALPHABETIQUE

MODELE:U17-3ALPHA

DESIGNATION	PAGE
-A-	
ACCUMULATEUR	90
ALTERNATEUR	20
ALTERNATEUR[PARTIES COMPOSANTES]	21
AMPOULE	45
ANNEAU DE LEVAGE	3
ARBRE A CAMES	8
	12
ARBRE DE GALET D'ASS	123
ARBRE DE LAME	86
ARBRE DE PIGNON FOU	8
AUVENT	140
AVERTISSEUR	43
AXE D'ACCELERATEUR	16
AXE DE CULBUTEUR	28
AXE DE PISTON	9
-B-	
BAGUE DE BIELLE	9
BALANCEMENT CYL.[PARTIES COMPOSANTES]	111
BATAI DE CENTRAGE	120
BIELLE	9
BIELLE METAL	9
BIELLETTE	60
	84
	121
	122
BLOC MOTEUR	1
BOUCHON DE RADIATEUR	27
BOUCHON DE VIDANGE	35
BOUCHON REMPLIS HUILE	5
BOUGIE DE PRECHAUFFAGE	17
BRAS	115
	116
BRAS CYLINDRE[PARTIES COMPOSANTES]	108
BRID DE TUBE	104
BRIDE	5
BRIDE A EAU	24
BRIDE DE POMPE A EAU	25
-C-	
CABLE DE BATTERIE	42
CABLE DE L'ACCELERAT	36
CABLE DE TERRE	42
CABLE PRISE DE TERRE	42
CADRE ANTI RENVERSEMENT	98
CADRE DE PISTE	120
CAOUTCHOUC SOUFFLET	81
	82
CAPOT ARRIERE	133
CAPOT CENTRE	134
CAPOT DROITE	132
CAPOT GAUCHE	131
CAPOT LATERAL	132
CARTER DE DISTRIBUTION	4
CARTER DE POMPE	49
CARTER D'HUILE	2
CARTOUCHE D'HUILE	4
CEINTURE DE MAINTIEN	138

DESIGNATION	PAGE
CHAPE	121
CHASSIS DE CAPOTE	126
CHASSIS PIVOT	125
CHENILLE	124
CHENILLE CYLINDRE	112
CHENILLE DE CAOUTCHOUC	124
CINGLEUR DE GRAISSE	143
CIRCUIT D'HUILE HYD.(REFROIDISSEUR)	92
CIRCUIT HYDRAULIQUE(ACCUMULATEUR)	90
CIRCUIT HYDRAULIQUE(BALANCEMENT)	98
CIRCUIT HYDRAULIQUE(BRAS)	100
CIRCUIT HYDRAULIQUE(CHENILLE)	103
CIRCUIT HYDRAULIQUE(COMMANDE DROITE)	94
CIRCUIT HYDRAULIQUE(COMMANDE GAUCHE)	93
CIRCUIT HYDRAULIQUE(DELIVRANCE)	89
CIRCUIT HYDRAULIQUE(DEPLACEMENT DROITE)	96
CIRCUIT HYDRAULIQUE(DEPLACEMENT GAUCHE)	95
CIRCUIT HYDRAULIQUE(FLECHE)	99
CIRCUIT HYDRAULIQUE(GODET)	101
CIRCUIT HYDRAULIQUE(LAME)	102
CIRCUIT HYDRAULIQUE(PIVOT)	97
CIRCUIT HYDRAULIQUE(RETOUR DIRECT)	106
CIRCUIT HYDRAULIQUE(RETOUR)	91
CIRCUIT HYDRAULIQUE(S/P)	105
CIRCUIT HYDRAULIQUE(SUCCION)	88
CLAPET ANTI-RETOUR	58
	90
CLAPET DE DECHARGE	60
CLE POUR FILTRE	143
CLEF	48
COLLECTEUR D'ADMISSION	29
COLLECTEUR D'ECHAPPEMENT	30
COMBUSTIBLE DE UNITE	41
CONNECTEUR	80
	127
CONTACTEUR A CLE	44
CONTREPOIDS	137
COURONNE DE DEMARREUR	11
COURROIE	20
COUSSIN	41
	42
	77
	104
	125
	132
	134
COUSSINET DE BIELLE	9
COUSSINET DE VILEBREQUIN	9
COUV.THERMOSTAT	24
COUVERCLE D.	130
COUVERCLE DE CULASSE	5
COUVERCLE DE POMPE D'ALIMENTATION	13
COUVERCLE G.	129
CULASSE	3
CULBUTEUR	28
CUVETTE DE BILLES	12
CYLINDRE DE FLECHE[PARTIES COMPOSANTES]	107
CYLINDRE DE GODET[PARTIES COMPOSANTES]	109
-D-	
DECHAPPENENT	60

INDEX ALPHABETIQUE

MODELE:U17-3ALPHA

DESIGNATION	PAGE
DEFLECTEUR	26
DEMARREUR	22
DEMARREUR[PARTIES COMPOSANTES]	23
DETECTEUR DE ROTATION	4
DIODE	47
DISPOSITIF RALENT	13
DISTRIBUTEUR	58
DISTRIBUTEUR[PARTIES COMPOSANTES]	60
DURIT DE RETOUR	91
DURITE DE HYDRAULIC	93
	94
	95
	96
	97
	99
	100
	102
	103
	105
	106
-E-	
ECLAIRAGE DE TRAVAIL	45
ELEMENT DE FILTRE A AIR	31
ELEMENT DE INTEME	31
ELEMENT D'INJECTEUR	18
ELEMENT FILTRANT	37
ENGRE,POMPE D'INJECTION	12
EPONGE	135
	136
ETIQUETTE	31
	141
-F-	
FIL DE BOUGIE PRECHAUFFAGE	17
FILTRE A AIR	31
FILTRE A CARBURANT	37
	41
FILTRE DE ASPIRATION	57
FILTRE D'HUILE	2
FLECHE	114
FLOTTEUR	39
	40
FUSIBLE	47
	143
-G-	
GALET DE CHENILLE	123
GRAISSEUR	98
	107
	108
	109
	110
	111
	114
	115
	116
	117
	119

DESIGNATION	PAGE
GRAISSEUR	121
	122
	125
	127
GUIDE DE JAUGE A HUI	2
GUIDE DE SOUP.D'ADMISS.	3
GUIDE DE SOUP.D'ECHAP	3
GUIDE DE SOUPAPE	3
-H-	
HARNESS DE FIL(PRINCIPAL)	46
-I-	
INTERMEDIAIRE	121
INTERRUPTEUR LIMITEUR	77
ISOLATION	32
	77
	79
	134
	135
	136
-J-	
JAUGE DE NIVEAU	2
JAUGE D'HUILE LEVIER	57
JEU DE CADRE ANTI-RENVERSEMENT	98
JEU DE COUSSINET	10
JEU DE JOINTS INFERIEUR	34
JEU DE JOINTS SUPERIEUR	33
JOINT COUVRE-CULASSE	5
JOINT DE BRIDE	24
JOINT DE CARTER DISTR.	4
JOINT DE COLLECTEUR ADMISSION	29
JOINT DE COLLECTEUR ECHAPMENT	30
JOINT DE COUVERCLE CULASSE	5
JOINT DE CULASSE	3
JOINT DE POMPE A EAU	25
JOINT ROTATIF	56
JUE DE SEGMENTS	9
-L-	
LA TEMPERATURE ENVOYANT L'UNITE	27
LAME	119
LAME CYLINDRE[PARTIES COMPOSANTES]	110
LEVIER A FOURCHE	15
LEVIER D'ACCELERATEUR	36
LEVIER D'ARRET	16
LEVIER D'ARRET DU MOTEUR	13
LEVIER DE BALANCEMENT	84
LEVIER DE COMMANDE DROITE	79
	82
LEVIER DE COMMANDE GAUCHE	77
	81
LEVIER DE COMMANDE(LAME)	86
LEVIER DE DEPLACEMENT DROITE	82
LEVIER DE DEPLACEMENT GAUCHE	81
LEVIER DE S/P	87
LEVIER DE VERROUILLAGE	83

INDEX ALPHABETIQUE

MODELE:U17-3ALPHA

DESIGNATION	PAGE
LEVIER DE VIT-CONTROL	16
LISTE DES PIECES	143
LOGEMENT DU THERMOSTAT	24
LUMIERE DE TRAVAIL	45
-M-	
MAGNETIQUE DE INTERRUPLEUR	23
MAILLON,GODET	117
MALLE	78
	80
MANO CONTACT D'EAU	27
MANO CONTACT D'HUILE	1
MARCHE	128
MARQUE	142
METRE	44
MOTEUR	52
MOTEUR DE BASCULE	54
-P-	
PALIERS DE VILEBREQUIN	7
PANNEAU DE BOAD	44
PEDALE DE CHANGEMENT	84
PIGNON DE CAMES	8
PIGNON DE FOU	8
PIGNON DE VILEBREQUIN	9
PISTON	9
PIVOT/BALANCEMENT PEDALE DE CHANGEMENT	84
PLAQUE APRIERE-TRAIN	11
PLATEALL A POUSSIERE	41
PLATEAU DE LIMITEUR DE VITESSE	16
POIGNEE	74
	81
	82
	86
POIGNEE DE LEVIER	36
	83
POMPE A EAU	25
POMPE A HUILE	1
POMPE D'ALIMENTATION	37
POMPE DE PISTONS	49
POMPE DE PISTONS[PARTIES COMPOSANTES]	50
POMPE D'ENGRENAGE	51
POMPE D'INJECTION	14
PORTE JOINT	7
PORTE-INJECTEUR	17
PORTE-INJECTEUR[PARTIES COMPOSANTES]	18
POULIE DE ENTRAIN VENTILATEUR	20
POULIE DE VENTILATEUR	20
POUSSOIR	8
-R-	
RADIATEUR	26
REGULATEUR	21
REGULATEUR DE VITESSES	15
RELAIS DE DEMARREUR	43
RELAIS DE PRECHAUFFAGE	43
RESERVOIP A HUILE	57
RESERVOIR A CARBURANT	41
RESSORT DE SOUPAPE	28

DESIGNATION	PAGE
ROULEMENT DE BASCULE	127
-S-	
SABLIERE DE CLOISON	134
SECTION DE TIROIR(ADMISSION)	60
	68
SECTION DE TIROIR(BALANCEMENT)	61
SECTION DE TIROIR(BRAS)	66
SECTION DE TIROIR(DEPLACEMENT DROITE)	67
SECTION DE TIROIR(DEPLACEMENT GAUCHE)	69
SECTION DE TIROIR(FLECHE)	70
SECTION DE TIROIR(GODET)	71
SECTION DE TIROIR(LAME)	62
SECTION DE TIROIR(PIVOT)	63
SECTION DE TIROIR(S/P)	65
SECTION DE TIROIR(TRACTEUR)	62
SEPARATEUR[PARTIES COMPOSANTES]	39
	40
SIEGE	138
SIEGE[PARTIES COMPOSANTES]	139
SILENCIEUX	32
SOLENOIDE	13
	73
SOUPAPE D'ADMISSION	28
	60
	68
SOUPAPE DE BASCULE	63
SOUPAPE DE BLANCEMENT	60
	61
SOUPAPE DE BRAS	60
	66
SOUPAPE DE CONTROLE	58
SOUPAPE DE DECHARGER	72
SOUPAPE DE DECHARGER [PARTIES COMPOSANTE	73
SOUPAPE DE DEPLACEMENT D.	60
	67
SOUPAPE DE DEPLACEMENT G.	60
	69
SOUPAPE DE FLECHE	60
	70
SOUPAPE DE GODET	60
	71
SOUPAPE DE LAME	60
	62
SOUPAPE DE PILOTE DROITE	79
SOUPAPE DE PILOTE GAUCHE	77
SOUPAPE DE PILOTE[PARTIES COMPOSANTES]	78
	80
SOUPAPE DE PIVOT NAVETTE	60
SOUPAPE DE SERVICE PORTE	60
	65
SOUPAPE DE TRACTEUR	60
	62
SOUPAPE DE VARIATIO	74
SOUPAPE DE VARIATIO [PARTIES COMPOSANTES	75
SOUPAPE D'ECHAPMENT	28
SUPPORT DE BALANCEMENT	113
SUPPORT DE MOTEUR	6
SUPPORT DE SIEGE	138
SUPPORT DE SILENCIEUX	32
SUPPORT L'ACCELERATE	36

INDEX ALPHABETIQUE

MODELE:U17-3ALPHA

DESIGNATION	PAGE	DESIGNATION	PAGE

-T-

TABLEAU DE BORD····· 44
TAPIS····· 128
THERMOSTAT····· 24
TIGE DE POUSSOIR····· 8
TUBE (ATTACHE)····· 104
TUBE D'ASPIRATEUR····· 5
TUBE DE CARBURANT····· 17
37
38
TUYAU BY-PASS····· 5
24
25
TUYAU D'ADMISSION····· 31
TUYAU DE SUCCION····· 88
TUYAU DE VIDANGE····· 91
TUYAU D'EAU····· 24
27
TUYAU D'INJECTEUR····· 17
TUYAU HYDRAULIQUE(ACCUMULATEUR)····· 90
TUYAU HYDRAULIQUE(BALANCEMENT)····· 98
TUYAU HYDRAULIQUE(DELIVRANCE)····· 89
TUYAU HYDRAULIQUE(GODET)····· 101
TUYAU HYDRAULIQUE(REFROIDISSEUR)····· 92
TUYAU HYDRAULIQUE(RETOUR)····· 91
TUYAU PURGE····· 27

-V-

VASE D'EXPANSION····· 27
VENTILATEUR····· 20
VILEBREQUIN····· 9
VIS DE REGLAGE DE VITESSE····· 13
VITESSES DE BARBOTIN····· 52
VOLANT MOTEUR····· 11

ALPHABETISCH INDEX

MODELL:U17-3ALPHA

BEZEICHNUNG	SEITE
-A-	
ABLASSSCHRAUBE	35
ABLAUFVENTIL	60
ABLEITUNG	42
ABZWFIGVENTIL	72
ABZWFIGVENTIL [EINZEL-TEIL]	73
AENDERUNGSPEDAL	84
ANLASSER	22
ANLASSER[EINZEL-TEIL]	23
ANLASSERRELAIS	43
ANLASSERSCHALTER	44
ANSAUG VENTIL	60
	68
ANSAUGENSCHLAUCH	88
ANSAUGROHR	29
ANSAUGROHRDICHTUNG	29
ANSCHLUSSTEIL	80
	127
ARBEITSSCHINWERFER	45
ARM	115
	116
ARM ZYLINDER[EINZEL-TEIL]	108
ARMATURENBRETT	44
ARMVENTIL	60
	66
AUFKLEBER	31
	141
AUFNAHME-SCHLAUCH	31
AUSAUGEFILTER	57
AUSLASSVENTIL	28
	60
AUSLASSVENTILFUHRUNG	3
AUSLEGER	114
AUSLEGER VENTIL	60
	70
AUSPUFFROHR	30
AUSPUFFROHRDICHTUNG	30
AUSPUFFTOPF	32
-B-	
BATTERIEKABEL	42
BESCHLEUNIGUNGHEBEL	36
BIRNE	45
BOGENRAHMEN	126
BREMSHEBEL	16
-D-	
DECKEL LS	129
DECKEL,LAGERKASTEN	7
DECKELTHERMOSTAT	24
DICHTUNG,WASSERPUMPE	25
DICHTUNGGETRIEBEGEHAUSE	4
DICHTUNGKOPFDECKEL	5
DICHTUNGSSATZ MOTORBLOCK	34
DICHTUNGSSATZ ZYLINDERKOPF	33
DICHTUNGWASSERFLANSCH	24
DIODE	47
DREHEN/SCHWUNG AENDERUNGSPEDAL	84
DREHENVENTIL	63
DREHESTIFTMOTOR	54
DREHGELENKSTUCK	56
DREHZAHLREGLERPLATTE	16
DREHZAHLVERSTELHEBEL	16
DRUCKOELTANK	57
DUESENHALTER	17
DUESENHALTER[EINZEL-TEIL]	18
-E-	
EINHEIT	4
EINLASSVENTIL	28
EINLASSVENTILFUHRUNG	3
EINSPRITZLEITUNG	17
EINSPRITZPUMPE	14
EINSTELLBOLZEN	13
ENDEPLATTE	11
ENTLUFTUNGSROHR	5
-F-	
FAHBEWEGUNGHEBEL LS	81
FAHRBEWEGUNGHEBEL RS	82
FAHREN VENTIL RS	60
	67
FAHRENVENTIL LS	60
	69
FEDERSPEICHER	90
FEUERWAFFEQUETSCHE	143
FILTEREINSATZ	31
	37
FLANSCHPUMPE	25
FREILAUFAPPARAT	13
-G-	
GABELGELENK	121
GABELHEBEL	15
GETRIEBEGEHAEUSE	4
GETRIEBEPUMPE	51
GETRIEBEZAHNRAD	12
GEWICHT	137
GLUEHKERZE	17
GLUEHKERZEKORD	17
GOSSEN-SCHLAUCH	91
GRIFF	74
	81
	82
	86
GRIFFBESCHLEUNIGER	36
	83
GUMMI,BLASEBALG	81
	82
GUMMILAUFKETTEN	124
-H-	
HANDGASKABEL	36
HANDGASTRAEGER	36
HAUPTLAGERGEHAEUSE	7
HEBEL VON SCHLOSS	83
HEBEL,S/P	87

ALPHABETISCH INDEX

MODELL:U17-3ALPHA

BEZEICHNUNG	SEITE
HEBELANTRIED LS	81
HEBELANTRIED RS	82
HUPE	43
HYDRAULIK-KREISLAUF(AKKUMULATOR)	90
HYDRAULIK-KREISLAUF(BEFREITUNG)	89
HYDRAULIK-KREISLAUF(KUEBEL)	101
HYDRAULIK-KREISLAUF(OELKUEHLER)	92
HYDRAULIK-KREISLAUF(RUECKSTORM)	91
HYDRAULIK-KREISLAUF(SCHWUNG)	98
HYDRAULIKLEITUNG(AKKUMULATOR)	90
HYDRAULIKLEITUNG(ARM)	100
HYDRAULIKLEITUNG(AUSLEGER)	99
HYDRAULIKLEITUNG(BEFREITUNG)	89
HYDRAULIKLEITUNG(DREHEN)	97
HYDRAULIKLEITUNG(FAHREN LS)	95
HYDRAULIKLEITUNG(FAHREN RS)	96
HYDRAULIKLEITUNG(KONTROLL LS)	93
HYDRAULIKLEITUNG(KONTROLL RS)	94
HYDRAULIKLEITUNG(KUEBEL)	101
HYDRAULIKLEITUNG(PLANIERSCHILD)	102
HYDRAULIKLEITUNG(RUECKLAUFLEITUNG)	106
HYDRAULIKLEITUNG(RUECKSTORM)	91
HYDRAULIKLEITUNG(S/P)	105
HYDRAULIKLEITUNG(SCHWUNG)	98
HYDRAULIKLEITUNG(SPUR)	103
HYDRAULIKROHR	92
-I-	
INNENELEMENT	31
-K-	
KABELERDUNG	42
KABELGESCHIRR(HAUPT)	46
KABINENHAUBE	140
KIPPHEBEL	28
KIPPHEBELACHSE	28
KISSEN	41 42 77 104 125 132 134
KOLBEN	9
KOLBENBOLZEN	9
KOLBENBOLZENBUCHSE	9
KOLBENPUMPE	49
KOLBENPUMPE[EINZEL-TEIL]	50
KOLBENRING	9
KONTROLLHEBEL LS	77
KONTROLLHEBEL RS	79
KONTROLLHEBEL(PLANIERSCHILD)	86
KONTROLLVENTIL	58
KONTROLLVENTIL[EINZEL-TEIL]	60
KRAFTSOFFPUMPEDECKEL	13
KRAFTSTOFFBEHAELTER	41
KRAFTSTOFFILTER	37 41
KRAFTSTOFFPUMPE	37
KRAFTSTOFFROHR	17
KRAFTSTOFFROHR	37 38
KUEBELVENTIL	60 71
KUEHLER	26
KUEHLERHAUBE	132
KUEHLER-KAPPE	27
KURBELANTRIEBSTEIL	9
KURBELGEHAEUSE	1
KURBELWELLE	9
-L-	
LAGER,DREHEN	127
LAGERSATZ	10
LAGERSCHALE	9
LAMPE	45
LAUFKETTEN	124
LAUFROLLEN	123
LEERLAUFGETRIEB	8
LUFTFILTER	31
LUFTLEITBLECH	26
-M-	
MAGNETZUENDSCHALTER	23
MARKIERUNG	142
MAT	128
MESSER	119
MESSERWELLE	86
METALLTEIL	9
MOTOR	52
MOTORABSTELLHEBEL	13
MOTOR-ANKERHAKEN	3
MOTORHAUBE LS	131
MOTORHAUBE RS	132
MOTORHAUBE ZENTRUM	134
MOTORTRAEGER	6
-N-	
NO CKENZAHNRAD	8
NOCKENWELLE	8 12
-O-	
OEL LEITUNG (KLAMMER)	104
OEL LEITUNG KLAMMER	104
OEL LEITUNG(ANSAUGEN)	88
OEL MISST FUEHRER	2
OELDRUCKSCHALTER	1
OELEINFUELLSSTOPFEN	5
OELFILTER	2
OELFILTERFLANSCH	5
OELFILTERPATRONE	4
OELMESSER	2
OEL-MESS-STABHEBEL	57
OELPUMPE	1
OELWANNE	2
OLMESSSTAB	2

ALPHABETISCH INDEX

MODELL:U17-3ALPHA

BEZEICHNUNG	SEITE
-P-	
PLANIERSCHILD ZYLINDER[EINZEL-TEIL]	110
PLANIERSCHILDVENTIL	60
	62
PLEUELSTANGE	9
PUMPENGEHAEUSE	49
-R-	
RAHMEN VON DREHEN	125
RAHMEN ZENTRIER	120
REGELUNGSVENTIL	58
REGELUNGSVENTILFEDER	52
REGLER	15
REGLERHEBEL	16
REGLER-KUGELGEHAEUSE	12
REGULATOR	21
RELAIS	43
RESERVEBEHAELTER	27
RIEMEN	20
RIEMNSCHEIBE	20
ROHR-HYDRAULISCHER	93
	94
	95
	96
	97
	99
	100
	102
	103
	105
	106
RUECKLEITUNG	91
-S-	
SCHALLDAEMPFER	32
	77
	79
	134
	135
	136
SCHAUMGUMMI	135
SCHLEUSSEL	48
SCHMIERNIPPEL	98
	107
	108
	109
	110
	111
	114
	115
	116
	117
	119
	121
	122
	125
	127
SCHUTZGUERTEL	138
SCHWAMM	136

BEZEICHNUNG	SEITE
SCHWIMMER	39
	40
SCHWINGPENDELVERKEHRDREHEN	60
SCHWINGUNGMOTOR	54
SCHWUNG ZYLINDER	111
SCHWUNGAUSLEGER	113
SCHWUNGRAD	11
SCHWUNGSHEBEL	84
SCHWUNGVENTIL	60
	61
SENSOR	41
SEPARATOT[EINZEL-TEIL]	39
	40
SERVICE PORT VENTIL	60
	65
SICHERUNG	47
	143
SITZ	138
SITZ[EINZEL-TEIL]	139
SITZTRAGER	138
SOLENOID	13
	73
SPANNRAD	121
SPERRVENTIL	58
	90
SPULENSEKTION(ANSAUG)	60
	68
SPULENSEKTION(ARM)	66
SPULENSEKTION(AUSLEGER)	70
SPULENSEKTION(DREHEN)	63
SPULENSEKTION(FAHREN LS)	69
SPULENSEKTION(FAHREN RS)	67
SPULENSEKTION(KUEBEL)	71
SPULENSEKTION(PLANIERSCHILD)	62
SPULENSEKTION(S/P)	65
SPULENSEKTION(SCHWUNG)	61
SPUR ZYLINDER	112
SPURRAHMEN	120
STAUBSICHERPLATTE	41
STEUERVERKLEIDUNG	44
STIEFEL	78
	80
STOSSEL	8
STOSSELSTANGE	8
-T-	
TEILLISTE	143
TEMPERATURFEUHLER	27
THERMOSTAT	24
THERMOSTAT-UNTERBRINGUNG	24
TRAEGERAUSPUFFTOPF	32
TRITT	128
-V-	
VENTILATOR	20
VENTILATORSCHEIBE	20
VENTILDREHZAHL	74
VENTILDREHZAHL [EINZEL-TEIL]	75
VENTIL-FEDER	28
VENTILFUEHRER	3

ALPHABETISCH INDEX

MODELL:U17-3ALPHA

BEZEICHNUNG	SEITE

VERBINDUNGSSTUECK····· 117
VORDUSENVENTIL LS····· 77
VORDUSENVENTIL RS····· 79
VORDUSENVENTIL[EINZEL-TEIL]····· 78
80

-W-

WASSERFLANSCH····· 24
WASSERPUMPE····· 25
WASSERROHR····· 5
24
25
27
WECHSELSTROMMASCHINE····· 20
WECHSELSTROMMASCHINE [EINZEL-TIEL]····· 21
WELLE····· 60
84
121
122
WELLE,FREILAUFGETRIEBE····· 8
WELLELAUFROLLEN····· 123

-Z-

ZAEHLER····· 44
ZAHNKRANZ····· 11
ZYLINDER,AUSLEGER[EINZEL-TEIL]····· 107
ZYLINDERKOPF····· 3
ZYLINDERKOPFDECKEL····· 5
ZYLINDERKOPFDICHTUNG····· 3

0001 CRANK CASE
BLOC MOTEUR
KURBELGEHAEUSE

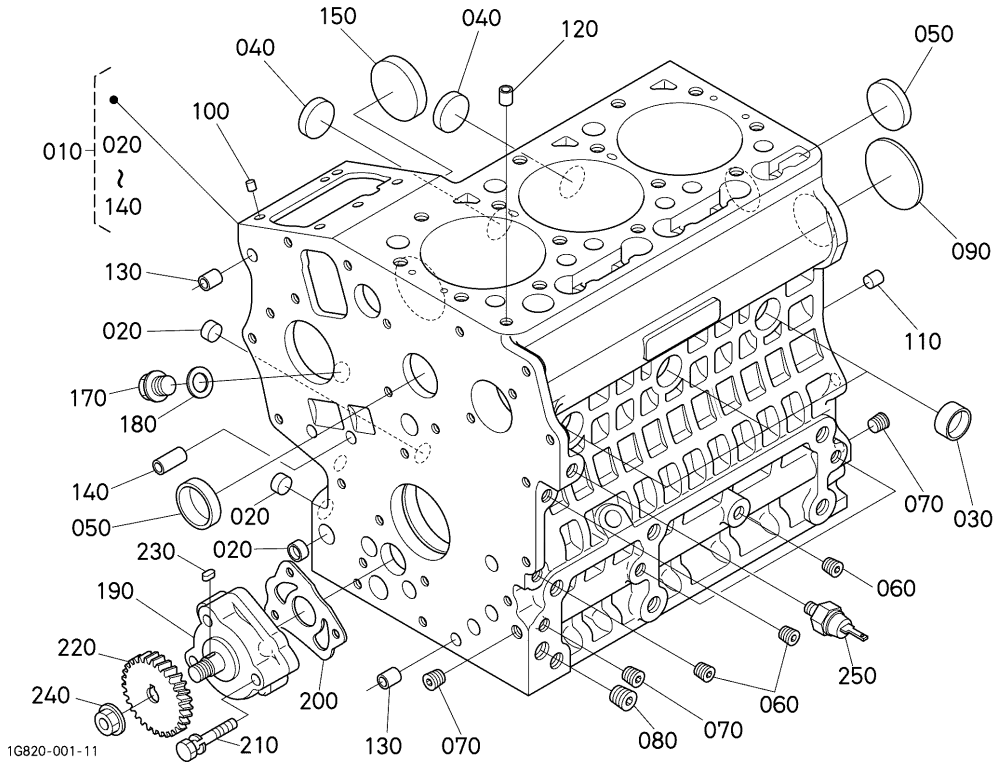

A:D902-BH-1

REF.No. POS.No. BILD-Nr.	PART No. REFERENCE BESELL-Nr.	PART NAME	DESIGNATION	BEZEICHNUNG	Q'TY/S.No. Q'TE/No.S. STUECK/S.Nr. A	B	I.C.	REMARKS REMARQUES BEMERKUNGEN
010	1G470-0101-9	COMP.CRANKCASE	BLOC MOTEUR COMPLET	KOMP.KURBELGEHAEUSE	1	-		
020	16851-9626-0	CAP,SEALING	PASTILLE	STOEPSEL,ABDICHTUNG	3	-		
030	16851-9627-0	CAP,SEALING	PASTILLE	STOEPSEL,ABDICHTUNG	3	-		
040	06311-85025	CAP,SEALING	PASTILLE	STOEPSEL,ABDICHTUNG	2	-		
050	15451-9627-0	CAP,SEALING	PASTILLE	STOEPSEL,ABDICHTUNG	2	-		
060	15261-9601-0	PLUG	BOUCHON	STOPFEN	5	-		
070	15521-9602-0	PLUG	BOUCHON	STOPFEN	3	-		
080	15521-9603-0	PLUG	BOUCHON	STOPFEN	1	-		
090	15261-9616-0	PLUG,EXPANSION	BOUCHON EXPANSIBLE	STOEPSEL,AUSDEHNUNG	1	-		
100	05012-00508	PIN,STRAIGHT	GOUPILLE CYLINDLIQUE	ZYLINDERSTIFT	2	-		
110	05012-00814	PIN,STRAIGHT	GOUPILLE CYLINDLIQUE	ZYLINDERSTIFT	2	-		
120	15221-3365-0	PIN,PIPE	GICLEUR	ROHRSTIFT	1	-		
130	15231-3396-0	PIN,PIPE	GICLEUR	ROHRSTIFT	2	-		
140	17331-5919-0	PIN,PIPE	GICLEUR	ROHRSTIFT	2	-		
150	16851-1621-2	COVER,FUEL CAMSHAFT	COUV.ARBRE A CAMES	DECKELNOCKENWELLE	1	-		
160	----	BLANK	BLANC	LEERE SPALTE	-	-		
170	06311-55020	PLUG	BOUCHON	STOPFEN	1	-		
180	04717-01320	WASHER,WITH RUBBER	JOINT EN CAOUTCHOUC	GUMMIUNTERLAGE	1	-		
190	16851-3501-2	ASSY PUMP,OIL	ENS.POMPE A HUILE	GRP.OELPUMPE	1	-		
200	16851-3515-2	GASKET,OIL PUMP NA	JOINT POMPE A HUILE	DICHTUNG,OELPUMPE	1	-		
210	15841-9105-0	BOLT	VIS	BOLZEN	3	-		
220	15841-3566-0	GEAR,OIL PUMP DRIVE	PIGNON ENTRAIN.POMPE	GETRIEBE	1	-		
230	05712-00408	KEY,FEATHER	CLAVETTE	KEIL	1	-		
240	02783-50100	NUT,FLANGE	ECROU A EMBASE	FLANSCHEN-MUTTER	1	-		
250	1A024-3901-0	SWITCH,OIL	MANO-CONTACT D'HUILE	OELDRUCKSCHALTER	1	-		

⟷ Interchangeable; ≠ not interchangeable; ⟵ new for old; ⟶ old for new

0002 OIL PAN
CARTER D'HUILE
OELWANNE

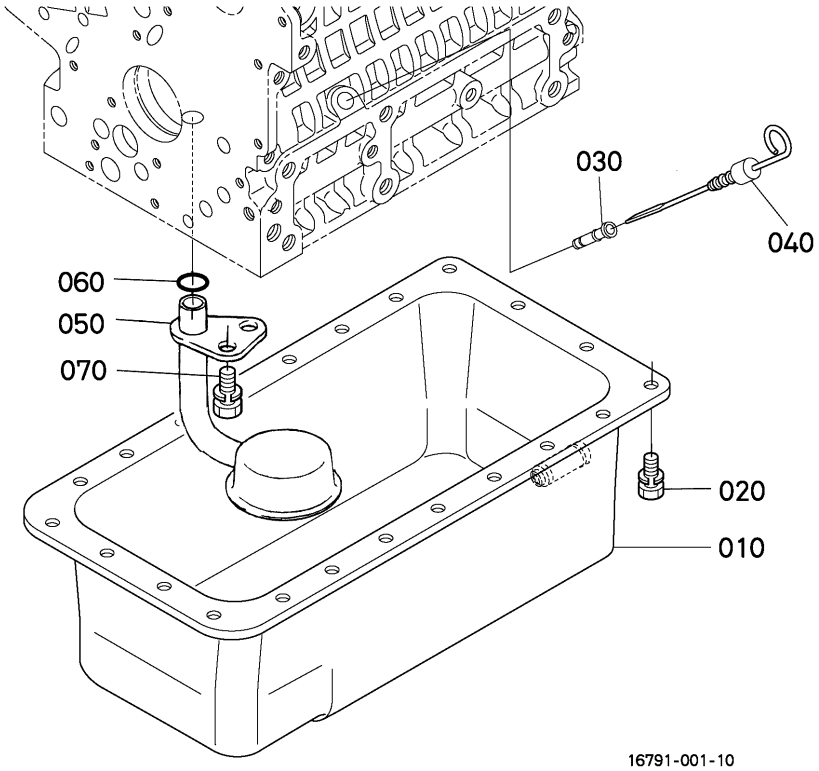

A:D902-BH-1

REF.No. POS.No. BILD-Nr.	PART No. REFERENCE BESELL-Nr.	PART NAME	DESIGNATION	BEZEICHNUNG	Q'TY/S.No. Q'TE/No.S. STUECK/S.Nr. A	B	I.C.	REMARKS REMARQUES BEMERKUNGEN
010	16791-0150-0	COMP.OIL PAN	CARTER D'HUILE COMP.	KOMP.OELWANNE	1	-		
020	01023-50614	BOLT	VIS	BOLZEN	22	-		
030	17456-3642-0	GUIDE,OIL GAUGE	GUIDE	FUEHRUNG,OEL-MEBSTAB	1	-		
040	16829-3641-0	GAUGE,OIL	JAUGE D'HUILE	OELMESSSTAB	1	-		
050	16851-3211-0	FILTER,OIL	FILTRE D'HUILE	OELFILTER	1	-		
060	04814-00160	O RING	JOINT TORIQUE	O RING	1	-		
070	01123-60814	BOLT	VIS	BOLZEN	1	-		

⟷ Interchangeable; ≠ not interchangeable; ⟵ new for old; ⟶ old for new

0003 CYLINDER HEAD
CULASSE
ZYLINDERKOPF

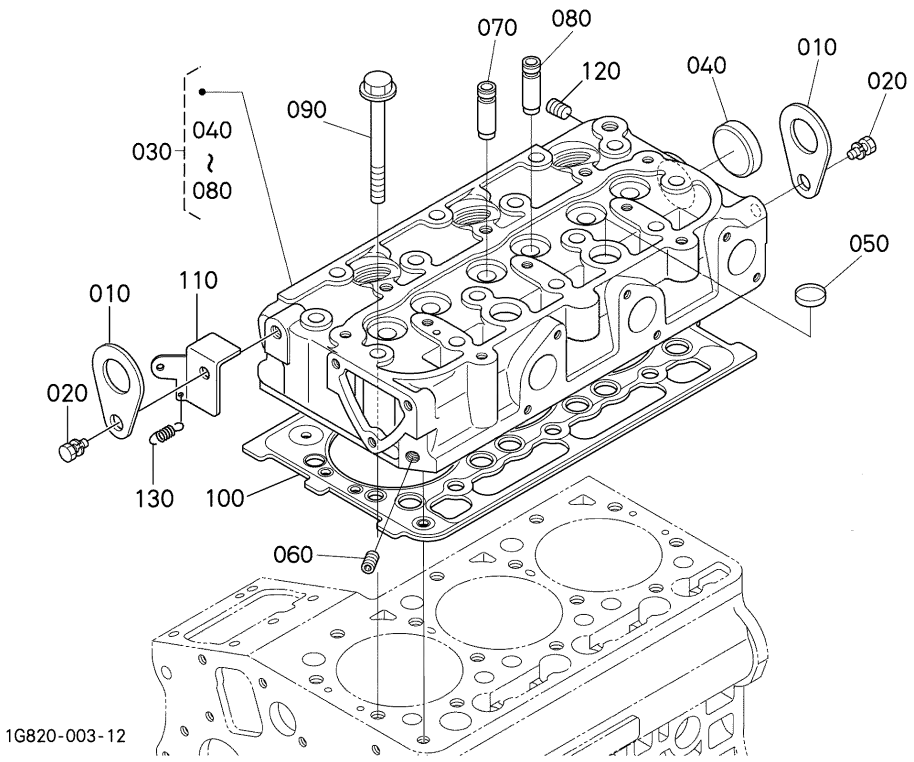

A:D902-BH-1

REF.No. POS.No. BILD-Nr.	PART No. REFERENCE BESELL-Nr.	PART NAME	DESIGNATION	BEZEICHNUNG	Q'TY/S.No. Q'TE/No.S. STUECK/S.Nr. A	B	I.C.	REMARKS REMARQUES BEMERKUNGEN
010	15221-0175-0	HOOK,ENGINE	ANNEAU DE LEVAGE	MOTOR-ANKERHAKEN	2	-		
020	01123-60816	BOLT	VIS	BOLZEN	2	-		
030	1G962-0304-5	COMP.CYLINDER HEAD	CULASSE COMPLET	KOMP.ZYLINDERKOPF	1	-		
040	15321-9626-0	CAP,SEALING	PASTILLE	STOEPSEL,ABDICHTUNG	1	-		
050	15261-0337-0	CAP,SEALING	PASTILLE	STOEPSEL,ABDICHTUNG	2	-		
060	15261-9601-0	PLUG	BOUCHON	STOPFEN	1	-		
070	15841-1354-0	GUIDE,INLET VALVE	GUIDE SOUP.D'ADMISS.	EINLASSVENTILFUHRUNG	3	-		
080	15841-1356-0	GUIDE,EXHAUST VALVE	GUIDE SOUP.D'ECHAP.	AUSLASSVENTILFUHRUNG	3	-		
090	14601-0345-0	BOLT,CYLINDER HEAD	VIS DE CYLINDRE	ZYLINDERKOPFSCHRAUBE	14	-		
100	1G962-0331-3	GASKET,CYLINDER HEAD	JOINT DE CULASSE	ZYLINDERKOPFDICHTUNG	1	-		
110	16667-5769-2	STAY	SUPPORT	STREBE	1	-		
120	15841-9602-0	PLUG	BOUCHON	STOPFEN	1	-		
130	19837-5792-0	SPRING,RETURN	RESSORT DE RAPPEL	RUECKZUGFEDER	1	-		

⟷ Interchangeable; ≠ not interchangeable; ⟵ new for old; ⟶ old for new

0004 GEAR CASE
CARTER DE DISTRIBUTION
GETRIEBEGEHAEUSE

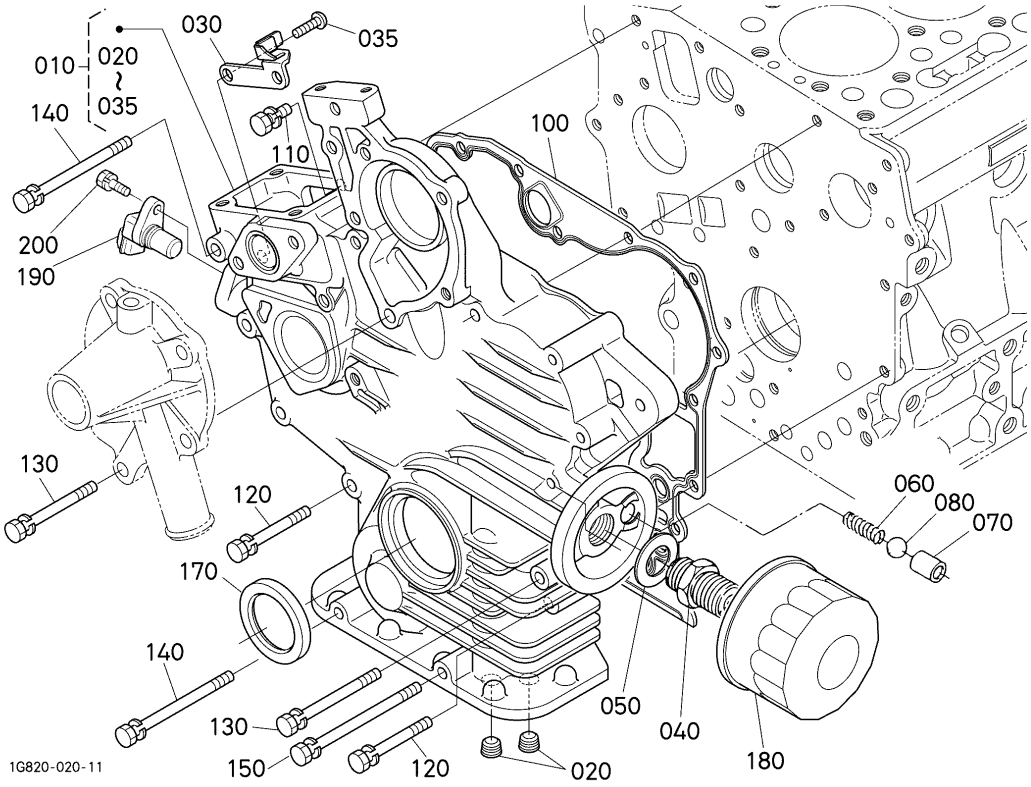

A:D902-BH-1

REF.No. POS.No. BILD-Nr.	PART No. REFERENCE BESELL-Nr.	PART NAME	DESIGNATION	BEZEICHNUNG	Q'TY/S.No. Q'TE/No.S. STUECK/S.Nr. A	B	I.C.	REMARKS REMARQUES BEMERKUNGEN
010	1G820-0402-4	COMP.CASE,GEAR	CARTER DISTR.COMP.	KMP.GETRIEBEGEHAEUSE	1	-		
020	15521-9603-0	PLUG	BOUCHON	STOPFEN	2	-		
030	1G820-5628-2	STAY,START SPRING	SUPPORT DE RESSORT	STARTERFEDERSTREBE	1	-		
035	16861-9331-0	SCREW	VIS	SCHRAUBE	2	-		
040	15241-3229-0	JOINT,PIPE	RACCORD DE TUYAU	VERBINDUNGSSTUECK	1	-		
050	15841-9401-0	WASHER,PLAIN	RONDELLE FREIN	SCHEIBE	1	-		
060	16851-3695-0	SPRING	RESSORT	FRUEHLING	1	-		
070	15841-3693-0	SEAT,VALVE	SIEGE DE SOUPAPE	SITZ,VENTIL	1	-		
080	07715-03211	BALL	BILLE	KUGEL	1	-		
090	----	BLANK	BLANC	LEERE SPALTE	-	-		
100	1G820-0413-0	GASKET,GEAR CASE	JOINT	DICHTUNGGETRIEBEGEH.	1	-		
110	01023-50618	BOLT	VIS	BOLZEN	1	-		
120	01023-60650	BOLT	VIS	BOLZEN	9	-		
130	15841-9101-0	BOLT	VIS	BOLZEN	2	-		
140	01023-50680	BOLT	VIS	BOLZEN	2	-		
150	01023-50690	BOLT	VIS	BOLZEN	1	-		
160	----	BLANK	BLANC	LEERE SPALTE	-	-		
170	15877-0414-0	SEAL,OIL	BAGUE JOINT	OELDICHTUNGSRING	1	-		
180	HH150-3243-0	CARTRIDGE,OIL FILTER	CARTOUCHE FILTRANTE	OELFILTERPATRONE	1	-		
190	T1060-3227-0	SENSOR,REVOLUTION	DETECTEUR	EINHEIT	1	-		
200	01023-50616	BOLT	VIS	BOLZEN	1	-		

⟷ Interchangeable; ≠ not interchangeable; ⟵ new for old; ⟶ old for new

0005 HEAD COVER
COUVRE-CULASSE
ZYLINDERKOPF-DECKEL

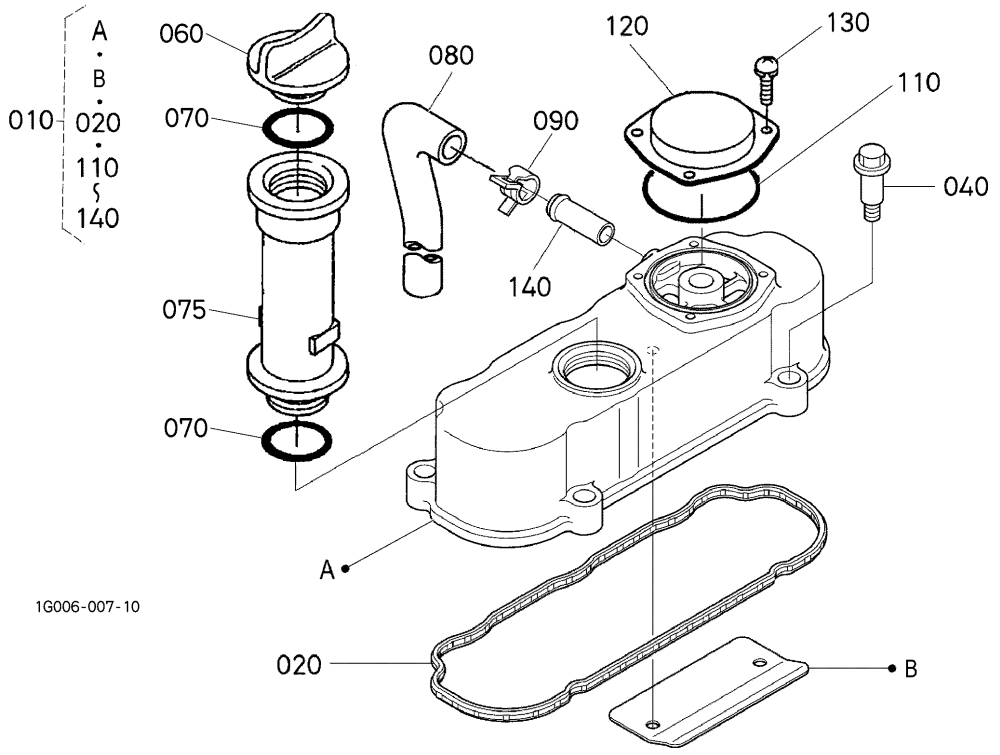

A:D902-BH-1

REF.No. POS.No. BILD-Nr.	PART No. REFERENCE BESELL-Nr.	PART NAME	DESIGNATION	BEZEICHNUNG	Q'TY/S.No. Q'TE/No.S. STUECK/S.Nr. A	B	I.C.	REMARKS REMARQUES BEMERKUNGEN
010	1G962-1450-3	ASSY COVER,CYL.HEAD	ENS.COUVERCLE	ZYLINDERKOPFHAUBE	1	-		
020	1G962-1452-2	GASKET,HEAD COVER	JOINT COUVRE-CULASSE	DICHTUNG,KOPFDECKEL	1	-		
030	----	BLANK	BLANC	LEERE SPALTE	-	-		
040	1G911-9102-2	BOLT	VIS	BOLZEN	4	-		
050	----	BLANK	BLANC	LEERE SPALTE	-	-		
060	E9151-3314-0	PLUG,OIL FILLER	BOUCHON,REMPLIS.H/L	OELEINFUELLSSTOPFEN	1	-		
070	04814-50300	O RING	JOINT TORIQUE	O RING	2	-		
075	16822-3311-0	FLANGE,OIL FILLER	BRIDE DE REMPLISSAGE	EINFUELLSFLANSCH	1	-		
080	1G460-0551-0	TUBE,BREATHER	TUYAU DE REINFLARD	ENTLUFTUNGSROHR	1	-		
090	09318-88125	CLAMP,HOSE	COLLIER DE DURITE	SCHLAUCHBINDER	1	-		
100	----	BLANK	BLANC	LEERE SPALTE	-	-		
110	1A021-0543-0	O RING,BREATHER	JOINT TORIQUE	O RING	1	-		
120	1G742-0512-0	COVER,BREATHER	COUVERCLE ASPIRATEUR	ENTLUEFTERDECKEL	1	-		
130	03024-50510	SCREW,WITH WASHER	VIS	SCHRAUBE	4	-		
140	16241-7337-0	PIPE,WATER RETURN	TUYAU RETOUR D'EAU	WASSERROHR	1	-		

⟷ Interchangeable; ≠ not interchangeable; ⟵ new for old; ⟶ old for new

0030 ENGINE BRACKET
CONSOLE DE MOTEUR
MOTOR TRAEGER

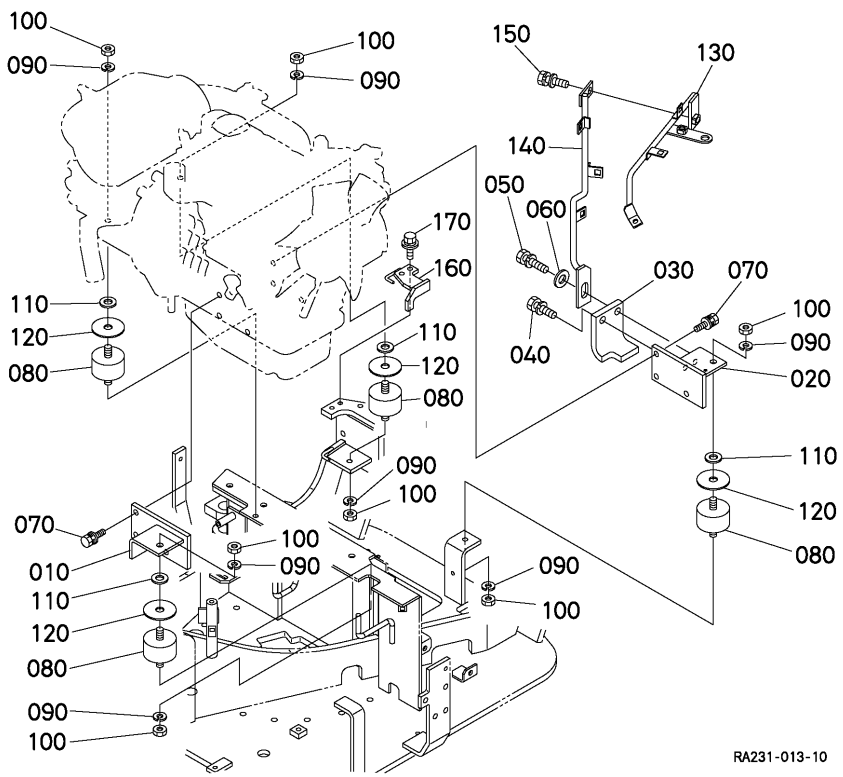

A:U17-3ALPHA

REF.No. POS.No. BILD-Nr.	PART No. REFERENCE BESELL-Nr.	PART NAME	DESIGNATION	BEZEICHNUNG	Q'TY/S.No. Q'TE/No.S. STUECK/S.Nr. A	B	I.C.	REMARKS REMARQUES BEMERKUNGEN
010	RA231-4211-0	BRACKET,ENGINE	CONSOLE,ENGIN	TRAEGER,MOTOR	1	-		
020	RA231-4212-0	BRACKET,ENGINE	CONSOLE,ENGIN	TRAEGER,MOTOR	1	-		
030	RA221-4213-3	STOPPER	ARRET	STOPFEN	1	-		
040	01133-61020	BOLT	VIS	BOLZEN	1	-		
050	01133-61025	BOLT	VIS	BOLZEN	1	-		
060	53582-5356-0	WASHER,CHAIN SHAFT	RONDELLE	SCHEIBE	1	-		
070	01133-61025	BOLT	VIS	BOLZEN	6	-		
080	68051-4216-0	CUSHION,RUBBER	COUSSIN	BUFFER,GUMMI	4	-		
090	04512-60100	WASHER,SPRING	RONDELLE GROWER	FEDERRING	8	-		
100	02118-60100	NUT	ECROU	MUTTER	8	-		
110	04013-60100	WASHER,PLAIN	RONDELLE FREIN	SCHEIBE	4	-		
120	RC101-4217-0	COVER,RUBBER SEAT	COUVERCLE	DECKEL	4	-		
130	RA231-4214-0	GUIDE,HARNESS	GUIDE	FUEHRUNG	1	-		
140	RA231-4215-2	GUIDE,HARNESS	GUIDE	FUEHRUNG	1	-		
150	01125-60816	BOLT	VIS	BOLZEN	1	-		
160	RA231-4217-0	STOPPER	ARRET	STOPFEN	1	-		
170	01135-61025	BOLT	VIS	BOLZEN	2	-		

⟷ Interchangeable; ≠ not interchangeable; ⟵ new for old; ⟶ old for new

0100 MAIN BEARING CASE
PALIERS DE VILEBREQUIN
HAUPTLAGERGEHAEUSE

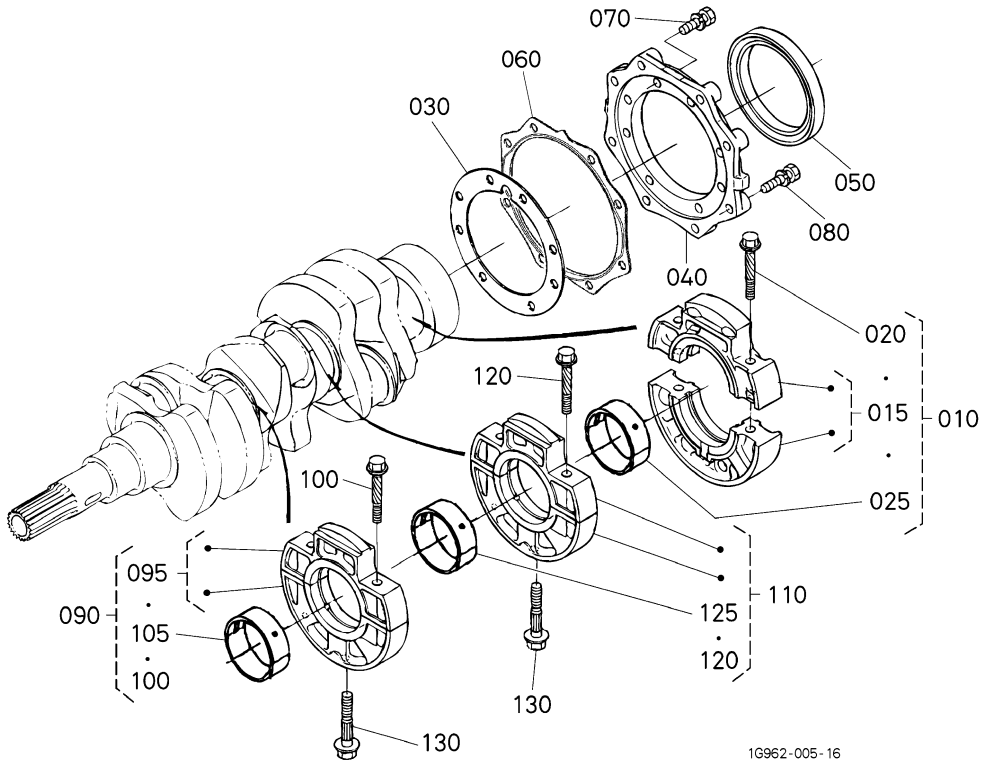

A:D902-BH-1

REF.No. POS.No. BILD-Nr.	PART No. REFERENCE BESELL-Nr.	PART NAME	DESIGNATION	BEZEICHNUNG	Q'TY/S.No. Q'TE/No.S. STUECK/S.Nr. A	B	I.C.	REMARKS REMARQUES BEMERKUNGEN
010	1G460-0709-0	ASSY BRG.CASE,WHEEL	ENS.PALIER VILEBREQ.	GRP.LAGERGEHAEUSE	1	-		
015	1G460-0409-0	ASSY CASE,MAIN BRG.	ENS.PALIER VILEBREQ.	GRP.LAGERGEHAEUSE	1	-		
020	1G460-0454-0	BOLT,BEARING CASE	VIS	BOLZEN,LAGERKASTEN	2	-		
025	1G460-2382-0	ASSY METAL,CRANKSHA.	ENS.COUSSINET DE VI.	GRP.METALLTEIL	1	-		STD SET
025	1G460-2393-0	ASSY METAL,CRANKSHA.	ENS.COUSSINET DE VI.	GRP.METALLTEIL	1	-		-0.20mm SET
025	1G460-2395-0	ASSY METAL,CRANKSHA.	ENS.COUSSINET DE VI.	GRP.METALLTEIL	1	-		-0.40mm SET
030	15852-0436-0	GASKET,BEARING CASE	JOINT CART.DE RLMT	DICHTUNG,LAGER	1	-		
040	15841-0481-5	COVER,BEARING CASE	PORTE JOINT	DECKEL,LAGERKASTEN	1	-		
050	1G460-0446-0	SEAL,OIL	BAGUE JOINT	OELDICHTUNGSRING	1	-		
060	15841-0482-3	GASKET,CASE COVER	JOINT DE CARTER FOU	DICHTUNG GEHAEUSEDEC	1	-		
070	01023-50620	BOLT	VIS	BOLZEN	8	-		
080	01023-50622	BOLT	VIS	BOLZEN	8	-		
090	1G460-0704-0	ASSY BRG.CASE,MAIN	ENS.PALIER VILEBREQ.	GRP.LAGERGEHAEUSE	1	-		
095	1G460-0404-0	ASSY CASE,MAIN BRG.	ENS.PALIER VILEBREQ.	GRP.LAGERGEHAEUSE	1	-		
100	1G460-0454-0	BOLT,BEARING CASE	VIS	BOLZEN,LAGERKASTEN	2	-		
105	1G460-2383-0	ASSY METAL,CRANKSHA.	ENS.COUSSINET DE VI.	GRP.METALLTEIL	1	-		STD SET
105	1G460-2394-0	ASSY METAL,CRANKSHA.	ENS.COUSSINET DE VI.	GRP.METALLTEIL	1	-		-0.20mm SET
105	1G460-2396-0	ASSY METAL,CRANKSHA.	ENS.COUSSINET DE VI.	GRP.METALLTEIL	1	-		-0.40mm SET
110	1G962-0705-0	ASSY BRG.CASE,MAIN	ENS.PALIER VILEBREQ.	GRP.LAGERGEHAEUSE	1	-		
120	1G460-0454-0	BOLT,BEARING CASE	VIS	BOLZEN,LAGERKASTEN	2	-		
125	1G460-2383-0	ASSY METAL,CRANKSHA.	ENS.COUSSINET DE VI.	GRP.METALLTEIL	1	-		STD SET
125	1G460-2394-0	ASSY METAL,CRANKSHA.	ENS.COUSSINET DE VI.	GRP.METALLTEIL	1	-		-0.20mm SET
125	1G460-2396-0	ASSY METAL,CRANKSHA.	ENS.COUSSINET DE VI.	GRP.METALLTEIL	1	-		-0.40mm SET
130	15841-0456-2	BOLT,BEARING CASE	VIS	BOLZEN,LAGERKASTEN	2	-		

⟷ Interchangeable; ≠ not interchangeable; ⟵ new for old; ⟶ old for new

0101 CAMSHAFT AND IDLE GEAR SHAFT
ARBRE A CAMES ET ARBRE DE PIGNON INTERMEDIAIRE
NOCKENWELLE UND FREILAUFGETRIEBEWELLE

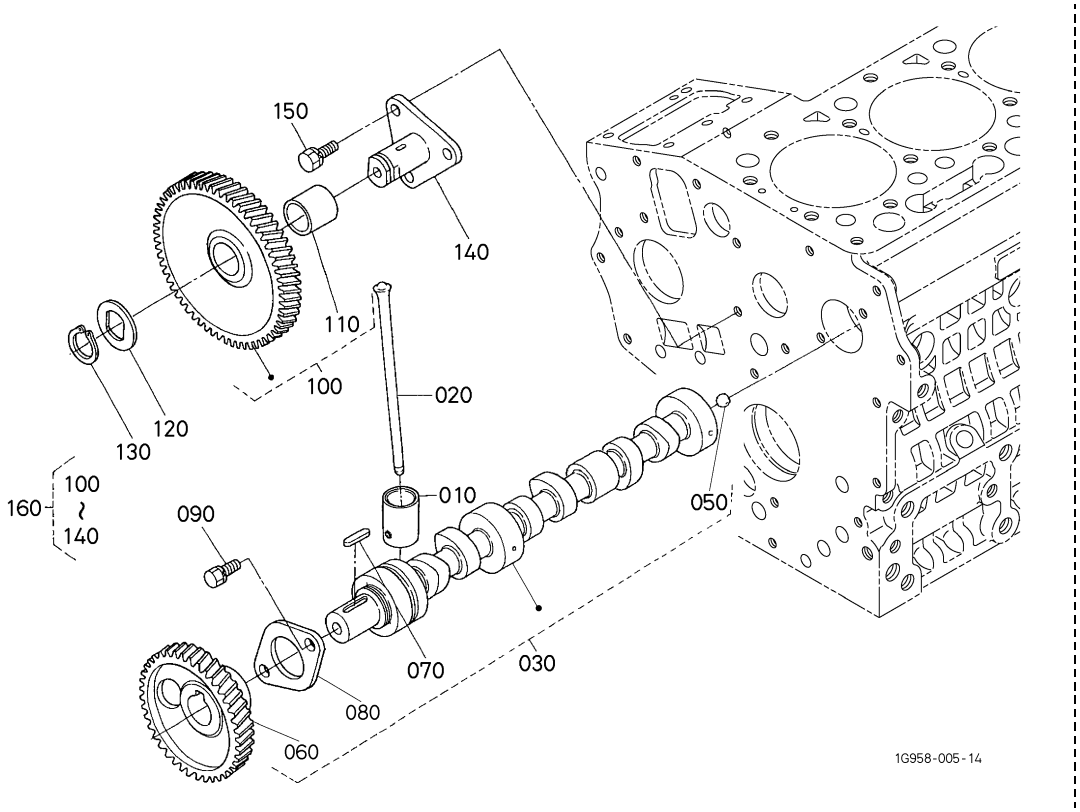

A:D902-BH-1

REF.No. POS.No. BILD-Nr.	PART No. REFERENCE BESELL-Nr.	PART NAME	DESIGNATION	BEZEICHNUNG	Q'TY/S.No. Q'TE/No.S. STUECK/S.Nr. A	B	I.C.	REMARKS REMARQUES BEMERKUNGEN
010	16851-1555-2	TAPPET	POUSSOIR	STOSSEL	6	-		
020	16851-1511-0	PUSH ROD	TIGE DE POUSSOIR	STOSSELSTANGE	6	-		
030	1G962-1601-5	ASSY CAMSHAFT	ENS.ARBRE A CAMES	GRP.NOCKENWELLE	1	-		
040	----	BLANK	BLANC	LEERE SPALTE	-	-		
050	07715-00401	BALL	BILLE	KUGEL	1	-		
060	16864-1651-0	GEAR,CAM	PIGNON	ZAHNRAD	1	-		
070	05712-00518	KEY,FEATHER	CLAVETTE	KEIL	1	-		
080	15841-1627-0	STOPPER,CAMSHAFT	BOUCHON ARBRE A CAME	NOCKENWELLESPERRPLA.	1	-		
090	01023-50612	BOLT	VIS	BOLZEN	2	-		
100	15875-2401-3	COMP.GEAR,IDLE	PIGNON FOU COMP.	KOMP.LEERLAUFGETRIEB	1	-		
110	15875-2428-2	BUSH	BAGUE	BUCHSE	1	-		
120	15875-2437-0	COLLAR,IDLE GEAR	COLLIER DE PIGNONF.	HUELSELEERLAUFGETRI.	1	-		
130	15875-2432-0	RING,SNAP	BAGUE ELASTIQUE	VERSCHLUSSRING	1	-		
140	15875-2425-0	SHAFT,IDLE GEAR	ARBRE DE PIGNON FOU	WELLE,FREILAUFGETR.	1	-		
150	01023-50614	BOLT	VIS	BOLZEN	3	-		
160	15875-9934-0	ASSY GEAR,IDLE SER/V	PIGNON,INTERMEDIAIRE	GRP. LEERGANG	1	-		

⟷ Interchangeable; ≠ not interchangeable; ⟵ new for old; ⟶ old for new

0102 PISTON AND CRANKSHAFT
PISTON ET VILEBREQUIN
KOLBEN UND KURBELWELLE

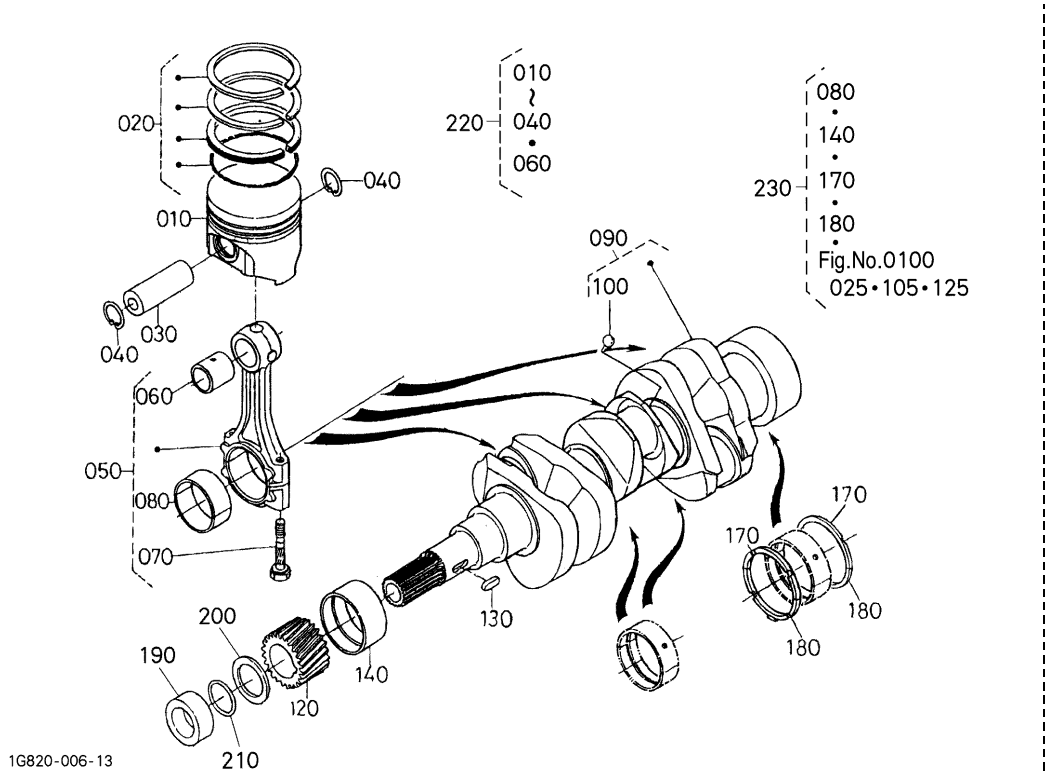

A:D902-BH-1

REF.No. POS.No. BILD-Nr.	PART No. REFERENCE BESELL-Nr.	PART NAME	DESIGNATION	BEZEICHNUNG	Q'TY/S.No. Q'TE/No.S. STUECK/S.Nr. A	B	I.C.	REMARKS REMARQUES BEMERKUNGEN
010	1G826-2111-2	PISTON	PISTON	KOLBEN	3	-		STD
010	1G826-2190-2	PISTON	PISTON	KOLBEN	3	-		+0.25mm
020	1G460-2105-0	ASSY PISTON RING	ENS.SEGMENT	GRP.KOLBENRING	3	-		STD
020	1G460-2109-0	ASSY PISTON RING	ENS.SEGMENT	GRP.KOLBENRING	3	-		+0.25mm
030	16871-2131-0	PIN,PISTON	AXE DE PISTON	KOLBENBOLZEN	3	-		
040	15261-2133-0	CIR CLIP,PISTON PIN	CIRCLIP	SEEGERING	6	-		
050	16851-2201-5	ASSY ROD,CONNECTING	ENS.BIELLE	TRIEBSTANGE KOMP	3	-		
060	16851-2198-2	BUSH,PISTON PIN	BAGUE DE BIELLE	BUCHSE,KOLBENSTIFT	3	-		
070	16851-2214-0	BOLT,CONNECTING ROD	VIS DE BIELLE	BOLZEN	6	-		
080	16851-2232-0	METAL,CRANKPIN M	COUSSINET DE BIELLE	METALLTEIL	3	-		STD SET
080	15861-2297-0	METAL,CRANKPIN	COUSSINET DE BIELLE	METALLTEIL	3	-		-0.20mm SET
080	15861-2298-0	METAL,CRANKPIN	COUSSINET DE BIELLE	METALLTEIL	3	-		-0.40mm SET
090	1G962-2301-2	COMP.CRANKSHAFT	VILEBREQUIN COMPLET	KOMP.KURBELWELLE	1	-		
100	07715-03207	BALL	BILLE	KUGEL	3	-		
110	----	BLANK	BLANC	LEERE SPALTE	-	-		
120	15841-2411-0	GEAR,CRANK	PIGNON	ZAHNRAD	1	-		
130	05712-00515	KEY,FEATHER	CLAVETTE	KEIL	1	-		
140	1G460-2347-0	METAL,CRANKSHAFT	COUSSINET DE VILEBR.	METALLTEIL	1	-		STD
140	1G460-2391-0	METAL,CRANKSHAFT	COUSSINET DE VILEBR.	METALLTEIL	1	-		-0.20mm
140	1G460-2392-0	METAL,CRANKSHAFT	COUSSINET DE VILEBR.	METALLTEIL	1	-		-0.40mm
150	----	BLANK	BLANC	LEERE SPALTE	-	-		
160	----	BLANK	BLANC	LEERE SPALTE	-	-		
170	15261-2353-0	METAL,SIDE	COUSSINET DE LATERAL	METALLSEITENRING	2	-		STD
170	15261-2395-0	METAL,SIDE	COUSSINET DE LATERAL	METALLSEITENRING	2	-		+0.20mm
170	15261-2396-0	METAL,SIDE	COUSSINET DE LATERAL	METALLSEITENRING	2	-		+0.40mm
180	15261-2354-3	METAL,SIDE	COUSSINET DE LATERAL	METALLSEITENRING	2	-		STD
180	15261-2397-3	METAL,SIDE	COUSSINET DE LATERAL	METALLSEITENRING	2	-		+0.20mm
180	15261-2398-3	METAL,SIDE	COUSSINET DE LATERAL	METALLSEITENRING	2	-		+0.40mm
190	15841-2325-0	COLLAR,CRANKSHAFT	COLLIER VILEBREQUIN	HALSRING	1	-		
200	15881-2331-0	SLINGER,OIL	DEFLECTEUR D'HUILE	OELFANGRING	1	-		

⟷ Interchangeable; ≠ not interchangeable; ⟵ new for old; ⟶ old for new

0102 PISTON AND CRANKSHAFT
PISTON ET VILEBREQUIN
KOLBEN UND KURBELWELLE

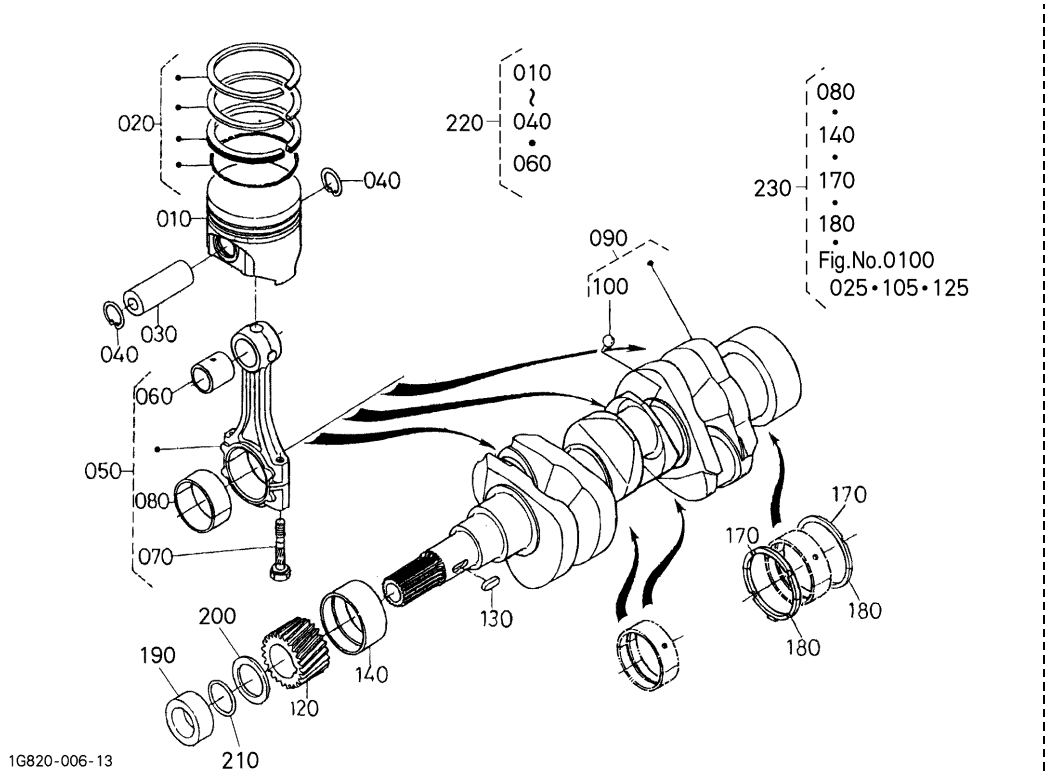

A:D902-BH-1

REF.No. POS.No. BILD-Nr.	PART No. REFERENCE BESELL-Nr.	PART NAME	DESIGNATION	BEZEICHNUNG	Q'TY/S.No. Q'TE/No.S. STUECK/S.Nr. A	B	I.C.	REMARKS REMARQUES BEMERKUNGEN
210	04814-16220	O RING	JOINT TORIQUE	O RING	1	–		
220	1G826-2177-0	KIT PISTON	ENS.PISTON	GRP.KOLBEN	3	–		STD
220	1G826-2178-0	KIT PISTON	ENS.PISTON	GRP.KOLBEN	3	–		+0.25mm
230	1G962-2375-2	KIT METAL,ENGINE	JEU DE COUSSINET	LAGERSATZ	1	–		STD
230	1G962-2376-2	KIT METAL,ENGINE	JEU DE COUSSINET	LAGERSATZ	1	–		+0.20mm/-0.20mm
230	1G962-2377-2	KIT METAL,ENGINE	JEU DE COUSSINET	LAGERSATZ	1	–		+0.40mm/-0.40mm

⟷ Interchangeable; ≠ not interchangeable; ⟵ new for old; ⟶ old for new

0103 FLYWHEEL
VOLANT MOTEUR
SCHWUNGRAD

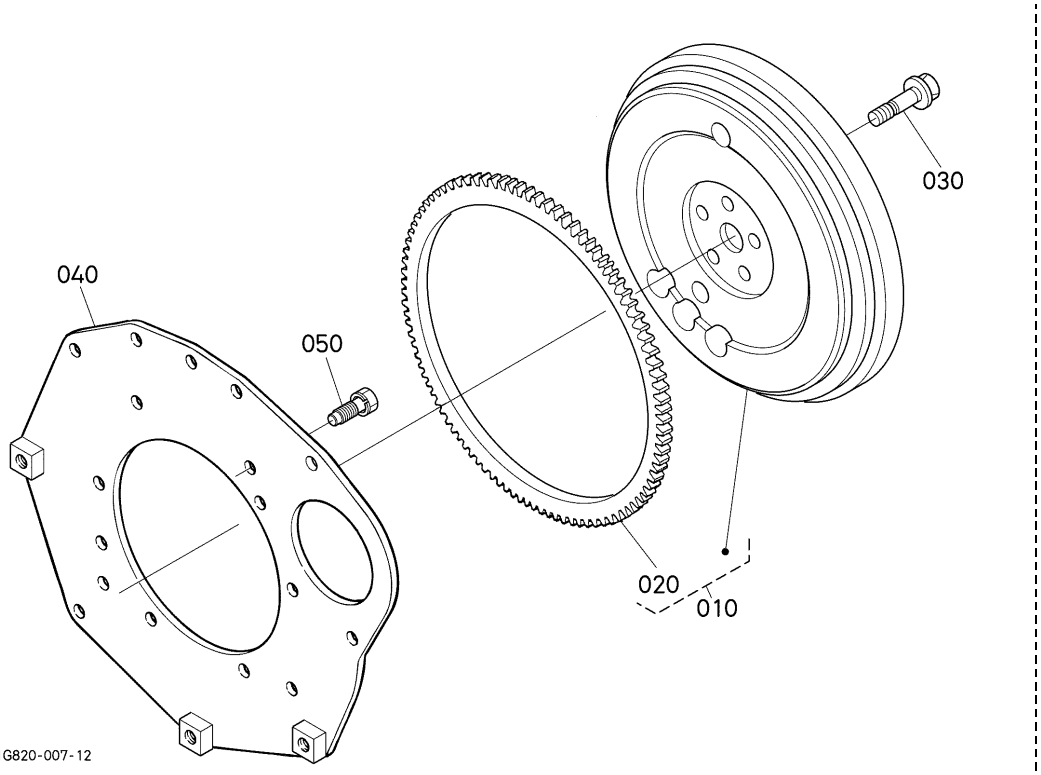

A:D902-BH-1

REF.No. POS.No. BILD-Nr.	PART No. REFERENCE BESELL-Nr.	PART NAME	DESIGNATION	BEZEICHNUNG	Q'TY/S.No. Q'TE/No.S. STUECK/S.Nr. A	B	I.C.	REMARKS REMARQUES BEMERKUNGEN
010	16825-2501-0	COMP.FLYWHEEL	VOLANT MOTEUR COMP.	KOMP.SCHWUNGRAD	1	-		
020	16851-6382-2	GEAR,RING	COURONNE DE DEMARRE.	ZAHNKRANZ	1	-		
030	15852-2516-0	BOLT,FLYWHEEL	VIS DE VOLANT	BOLZEN,SCHWUNGRAD	5	-		
040	16867-0462-0	PLATE,REAR END	PLAQUE ARRIERE-TRAIN	PLATTE	1	-		
050	16871-9101-0	BOLT	VIS	BOLZEN	8	-		

⟷ Interchangeable; ≠ not interchangeable; ⟵ new for old; ⟶ old for new

0105 FUEL CAMSHAFT AND GOVERNOR SHAFT
ARBRE A CAMES DE CARBURANT ET ARBRE REGULATEUR
KRAFTSTOFF-NOCKENWELLE UND DRUCKREGLERWELLE

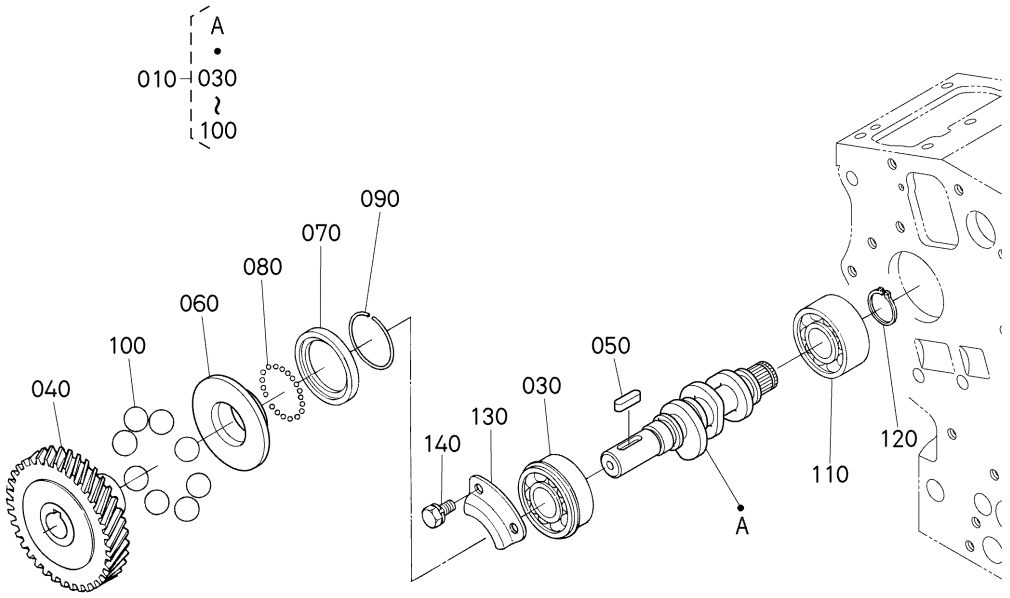

A:D902-BH-1

REF.No. POS.No. BILD-Nr.	PART No. REFERENCE BESELL-Nr.	PART NAME	DESIGNATION	BEZEICHNUNG	Q'TY/S.No. Q'TE/No.S. STUECK/S.Nr. A	B	I.C.	REMARKS REMARQUES BEMERKUNGEN
010	16871-1602-0	ASSY CAMSHAFT,FUEL	ENS.ARBRE A CAMES	GRP.NOCKENWELLE	1	-		
020	----	BLANK	BLANC	LEERE SPALTE	-	-		
030	08153-06203	BEARING,BALL	ROULEMENT A BILLES	KUGELLAGER	1	-		
040	16851-5115-0	GEAR,INJECTION PUMP	ENGRE.POMPE D'INJEC.	GETRIEBEZAHNRAD	1	-		
050	05712-00515	KEY,FEATHER	CLAVETTE	KEIL	1	-		
060	15841-5545-2	SLEEVE,GOVERNOR	BAGUE DE REGULATEUR	REGLERMUFFE	1	-		
070	15841-5569-0	CASE,GOVERNOR BALL	CUVETTE DE BILLES	REGLER-KUGELGEHAUSE	1	-		
080	07715-00801	BALL	BILLE	KUGEL	32	-		
090	15261-5547-0	CIR-CLIP,GOV. SLEEVE	JONC D'ARRET	SPRENGRING	1	-		
100	07715-03217	BALL	BILLE	KUGEL	8	-		
110	16871-9730-0	BEARING,BALL	ROULEMENT A BILLES	KUGELLAGER	1	-		
120	04612-00170	CIR CLIP,EXTERNAL	CIRCLIP	SPRENGRING,AUSSEN	1	-		
130	15841-1632-0	STOPPER,FUEL.C/SHAFT	BOUCHON	STOPFENNOCKENWELLE	1	-		
140	01023-50612	BOLT	VIS	BOLZEN	2	-		

⟷ Interchangeable; ≠ not interchangeable; ⟵ new for old; ⟶ old for new

0201 STOP SOLENOID
SOLENOIDE D'ARRET
ABSTELLSOLENOID

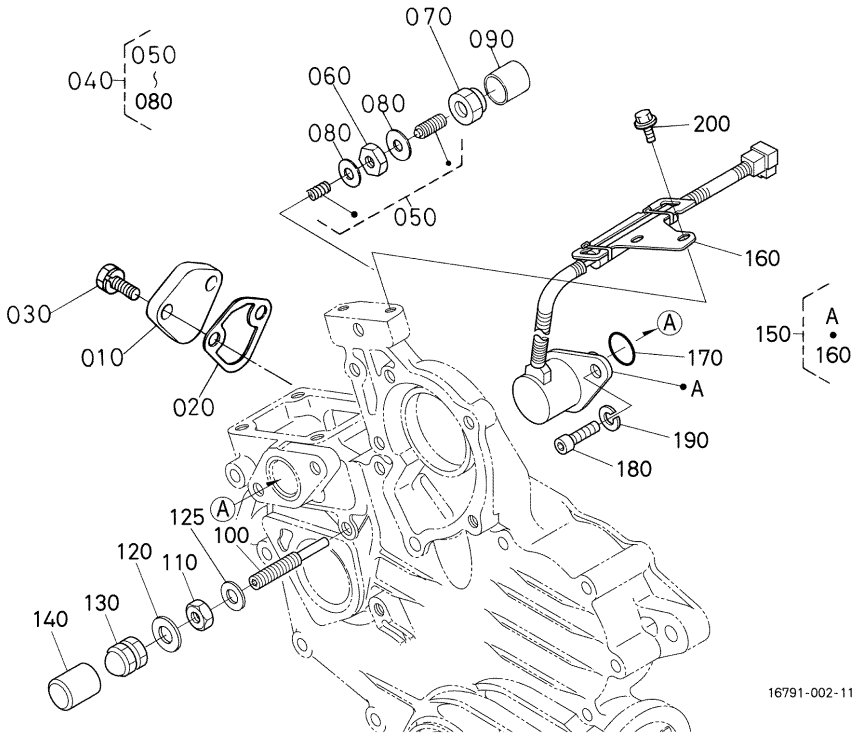

A:D902-BH-1

REF.No. POS.No. BILD-Nr.	PART No. REFERENCE BESELL-Nr.	PART NAME	DESIGNATION	BEZEICHNUNG	Q'TY/S.No. Q'TE/No.S. STUECK/S.Nr. A	B	I.C.	REMARKS REMARQUES BEMERKUNGEN
010	15852-5285-0	COVER	COUVERCLE	DECKEL	1	-		
020	16264-5214-0	GASKET,FUEL PUMP	JOINT DE POMP.CARB.	DICHTUNG,PUMPE	1	-		
030	01023-50616	BOLT	VIS	BOLZEN	2	-		
040	15841-5409-2	ASSY APPARATUS,IDLE	DISPOSITIF,RALENTI.	GRP.FREILAUFAPPARAT	1	-		
050	15841-5410-0	ASSY BOLT,ADJUSTMENT	ENS.BOULON AU POINT	GRP.BOLZENFEINEINST.	1	-		
060	15261-9202-0	NUT	ECROU	MUTTER	1	-		
070	15841-5422-0	NUT	ECROU	MUTTER	1	-		
080	15021-3366-0	GASKET	JOINT	DICHTUNGSPLATTE	2	-		
090	15841-5427-0	CAP	BOUCHON	KAPPE	1	-		
100	15841-5412-3	BOLT,ADJUSTING	VIS REGLAGE	EINSTELLBOLZEN	1	-		
110	15841-9202-0	NUT	ECROU	MUTTER	1	-		
120	15601-9665-0	GASKET	JOINT	DICHTUNGSPLATTE	1	-		
125	1G021-9665-0	GASKET	JOINT	DICHTUNGSPLATTE	1	-		
130	15841-9233-0	NUT	ECROU	MUTTER	1	-		
140	16221-5442-0	CAP	BOUCHON	KAPPE	1	-		
150	1G820-6002-2	ASSY SOLENOID	ENS.SOLENOID	DRAHTSPULE,KOMP	1	-		
160	1G820-6017-0	STAY,COIL COMMANDER	SUPPORT COMMANDEUR	STREBE	1	-		
170	04814-06310	O RING	JOINT TORIQUE	O RING	1	-		
180	01311-10616	BOLT,HEX-SOC-HD	VIS	BOLZEN	2	-		
190	04512-60060	WASHER,SPRING	RONDELLE GROWER	FEDERRING	2	-		
200	01754-50612	BOLT,FLANGE	VIS DE BUTEE	FLANSCHEN-BOLZEN	2	-		

⟷ Interchangeable; ≠ not interchangeable; ⟵ new for old; ⟶ old for new

0202 INJECTION PUMP
POMPE D'INJECTION
EINSPRITZENPUMPE

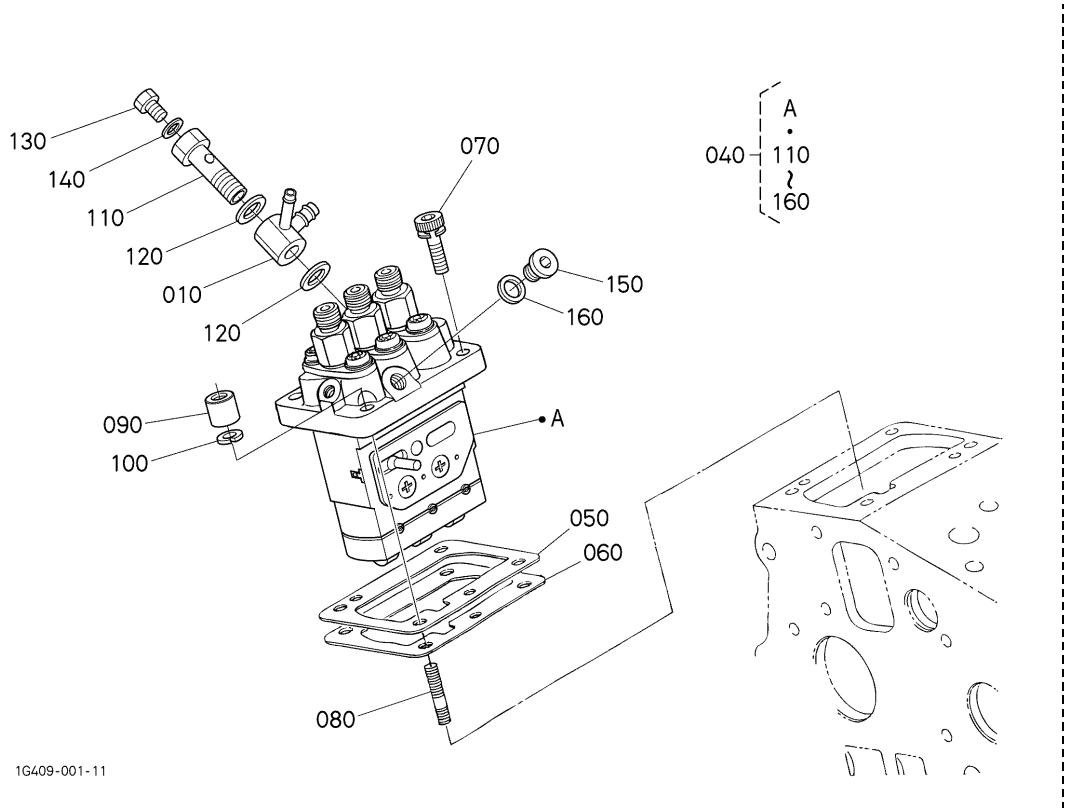

A:D902-BH-1

REF.No. POS.No. BILD-Nr.	PART No. REFERENCE BESELL-Nr.	PART NAME	DESIGNATION	BEZEICHNUNG	Q'TY/S.No. Q'TE/No.S. STUECK/S.Nr. A	B	I.C.	REMARKS REMARQUES BEMERKUNGEN
010	16809-9568-0	JOINT	RACCORD	SCHALTUNG	1	-		
020	----	BLANK	BLANC	LEERE SPALTE	-	-		
030	----	BLANK	BLANC	LEERE SPALTE	-	-		
040	1G006-5101-0	ASSY PUMP,INJECTION	ENS.POMPE INJECTION	GRP.EINSPRITZPUMPE	1	-		
050	1G700-5220-0	SHIM,INJECTION PUMP	CALE,POMPE INJECTION	ABSTANDSSCHEIBE	1	-		0.175mm
050	16006-5209-2	SHIM,INJECTION PUMP	CALE,POMPE INJECTION	ABSTANDSSCHEIBE	1	-		0.200mm
050	16006-5211-2	SHIM,INJECTION PUMP	CALE,POMPE INJECTION	ABSTANDSSCHEIBE	1	-		0.250mm
060	16006-5212-2	SHIM,INJECTION PUMP	CALE,POMPE INJECTION	ABSTANDSSCHEIBE	1	-		0.300mm
060	1G700-5216-0	SHIM,INJECTION PUMP	CALE,POMPE INJECTION	ABSTANDSSCHEIBE	1	-		0.350mm
070	16871-9106-0	BOLT,HEX-SOC-HD	VIS	BOLZEN	2	-		
080	15841-9150-0	STUD	GOUJON	STEHBOLZEN	2	-		
090	15841-9232-0	NUT	ECROU	MUTTER	2	-		
100	04512-60060	WASHER,SPRING	RONDELLE GROWER	FEDERRING	2	-		
110	15841-5132-0	SCREW,HOLLOW	VIS	SCHRAUBE	1	-		
120	15841-9665-0	GASKET	JOINT	DICHTUNGSPLATTE	2	-		
130	15841-5135-0	SCREW	VIS	SCHRAUBE	1	-		
140	15841-9666-0	GASKET	JOINT	DICHTUNGSPLATTE	1	-		
150	16030-9601-0	PLUG	BOUCHON	STOPFEN	1	-		
160	15861-9665-0	GASKET	JOINT	DICHTUNGSPLATTE	1	-		

⟷ Interchangeable; ≠ not interchangeable; ⟵ new for old; ⟶ old for new

0204 GOVERNOR
REGULATEUR DE VITESSES
REGLER

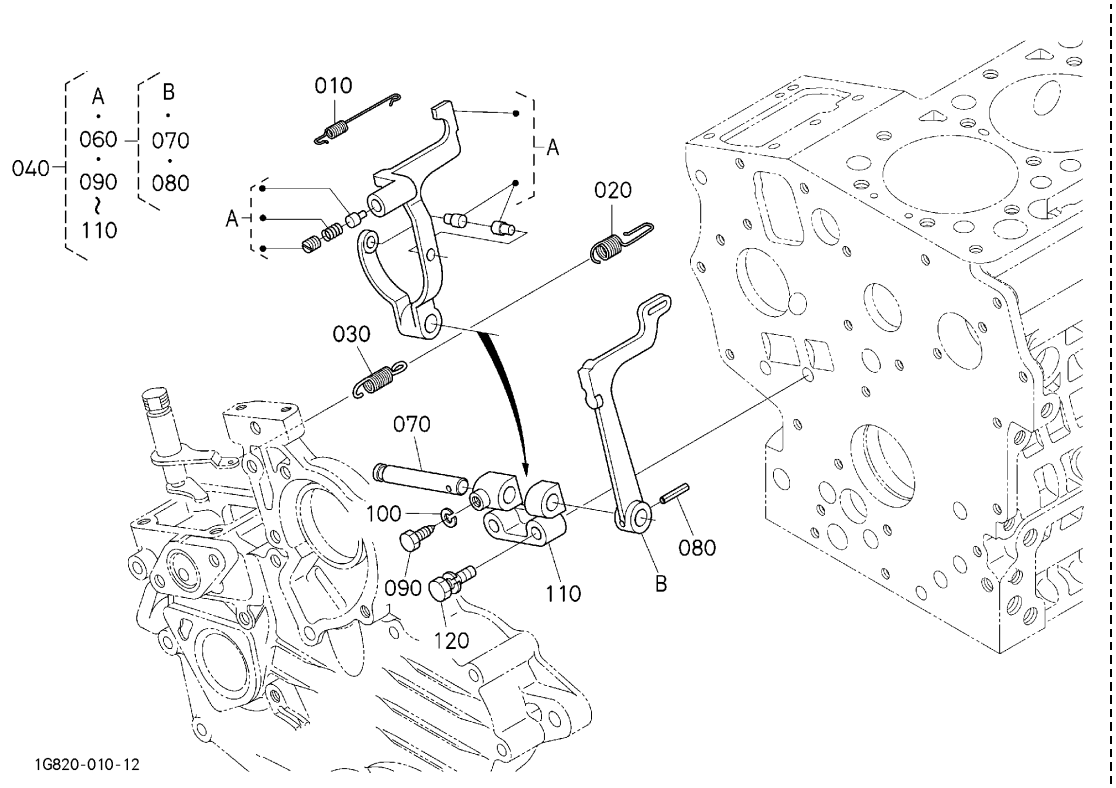

A:D902-BH-1

REF.No. POS.No. BILD-Nr.	PART No. REFERENCE BESELL-Nr.	PART NAME	DESIGNATION	BEZEICHNUNG	Q'TY/S.No. Q'TE/No.S. STUECK/S.Nr. A	B	I.C.	REMARKS REMARQUES BEMERKUNGEN
010	1G820-5648-2	SPRING,START	RESSORT DE SURCHARGE	STARTFRUEHLING	1	-		
020	16864-5641-0	SPRING,GOVERNOR	RESSORT DE REGULATEU	REGLERFEDER	1	-		
030	16864-5642-0	SPRING,GOVERNOR	RESSORT DE REGULATEU	REGLERFEDER	1 <=8PZ999	-		ORDER BY REF.No.030 NEW PART
030	16864-5642-2	SPRING,GOVERNOR	RESSORT DE REGULATEU	REGLERFEDER	1 >=8QQ001	-	←	
040	1G820-5605-4	ASSY LEVER,FORK	ENS.LEVIER A FOURCHE	GRP.GABELHEBEL	1	-		
050	----	BLANK	BLANC	LEERE SPALTE	-	-		
060	17563-5606-0	ASSY LEVER,FORK	ENS.LEVIER A FOURCHE	GRP.GABELHEBEL	1	-		
070	15841-5615-0	SHAFT,FORK LEVER	ARBRE DE FOUR-LEVIER	GABELHEBELWELLE	1	-		
080	05411-00318	PIN,SPRING	GOUPILLE-RESSORT	STIFT,FRUEHLING	1	-		
090	15261-6641-0	BOLT	VIS	BOLZEN	1	-		
100	04512-60050	WASHER,SPRING	RONDELLE GROWER	FEDERRING	1	-		
110	15841-5623-0	HOLDER,FORK LEVER	SUPP.FOUR-LEVIER	GABELHEBEL-HALTER	1	-		
120	01023-50635	BOLT	VIS	BOLZEN	2	-		

↔ Interchangeable; ≠ not interchangeable; ← new for old; → old for new

0205 SPEED CONTROL PLATE
PLAQUE DE VITESSE-CONTROLE
GESCHWINDIGKEITS-REGLERPLATTE

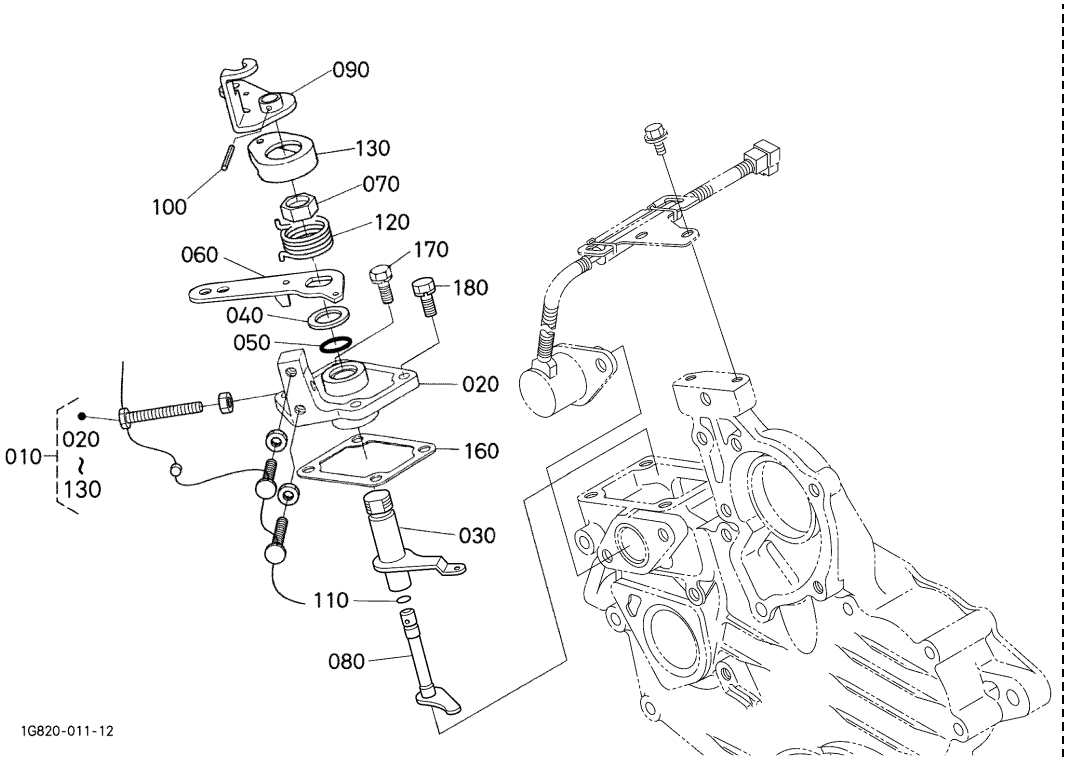

A:D902-BH-1

REF.No. POS.No. BILD-Nr.	PART No. REFERENCE BESELL-Nr.	PART NAME	DESIGNATION	BEZEICHNUNG	Q'TY/S.No. Q'TE/No.S. STUECK/S.Nr. A	B	I.C.	REMARKS REMARQUES BEMERKUNGEN
010	1G820-5700-4	COMP.PLATE,SPEED CO.	ENS.PLATEAU DE COMP.	GRP.UMLAFREGLERPLAT.	1	-		
020	15841-5711-2	PLATE,SPEED CONTROL	PLAQUE,VITE-CONTROLE	UMLAUFREGLERPLATTE	1	-		
030	1G820-5611-2	LEVER,GOVERNOR	LEVIER DE REGULAT.	REGLERHEBEL	1	-		
040	19280-5724-0	COLLAR	COLLIER	HUELSE	1	-		
050	04814-10160	O RING	JOINT TORIQUE	O RING	1	-		
060	1G639-5715-0	LEVER,SPEED CONTROL	LEVIER DE VIT-CONTR.	DREHZAHLVERSTELHEBEL	1	-		
070	16866-9201-0	NUT,SPEED CONTROL	EUROU,VITE-CONTROLE	MUTTERDREHZAHLREGLER	1	-		
080	1G820-5774-3	SHAFT,LEVER	ARBRE D'ARRET MOTEUR	HEBELWELLE	1	-		
090	16851-5772-4	LEVER,ENGINE STOP	LEVIER D'ARRET	MOTOR-STOPHEBEL	1	-		
100	05411-00314	PIN,SPRING	GOUPILLE-RESSORT	STIFT,FRUEHLING	1	-		
110	04814-10070	O RING	JOINT TORIQUE	O RING	1	-		
120	16878-5792-0	SPRING,RETURN	RESSORT DE RAPPEL	RUECKZUGFEDER	1	-		
130	16866-5730-2	CAP	BOUCHON	KAPPE	1	-		
140	----	BLANK	BLANC	LEERE SPALTE	-	-		
150	----	BLANK	BLANC	LEERE SPALTE	-	-		
160	15841-5721-2	GASKET,CONTROL PLATE	JOINT,PLAQUE CONTR.	DICHTUNG	1	-		
170	01023-50618	BOLT	VIS	BOLZEN	2	-		
180	16871-9105-0	BOLT	VIS	BOLZEN	2	-		

⟷ Interchangeable; ≠ not interchangeable; ⟵ new for old; ⟶ old for new

0206 NOZZLE HOLDER AND GLOW PLUG
PORTE-INJECTEUR ET BOUGIE DE PRECHAUFFAGE
DUESENHALTER UND GLUEHKERZE

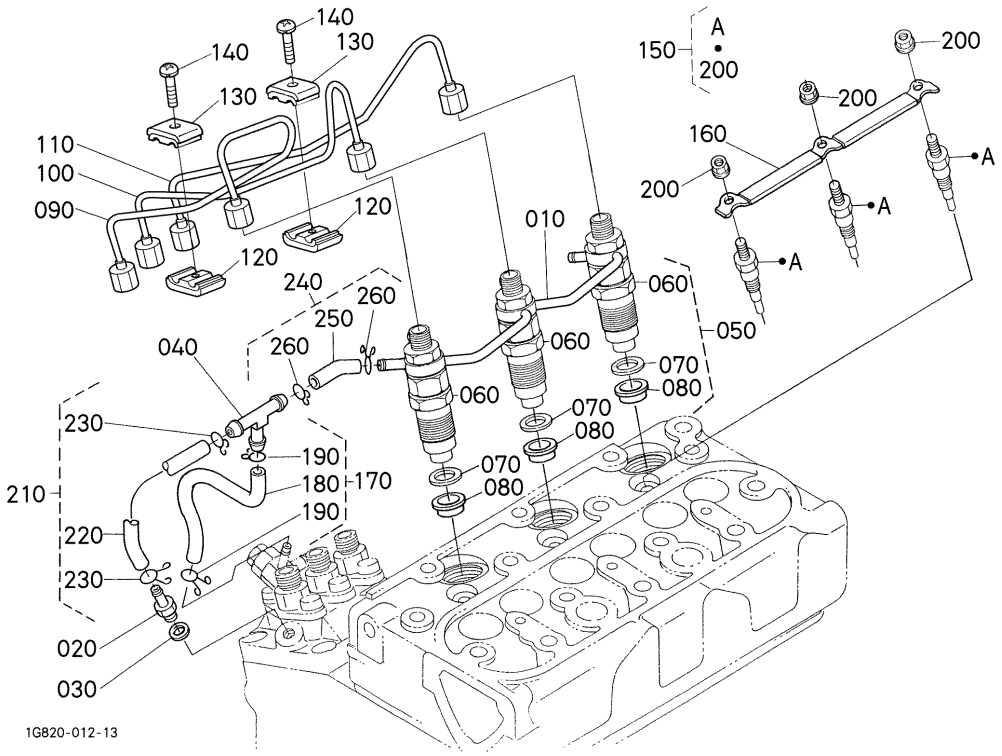

A:D902-BH-1

REF.No. POS.No. BILD-Nr.	PART No. REFERENCE BESELL-Nr.	PART NAME	DESIGNATION	BEZEICHNUNG	Q'TY/S.No. Q'TE/No.S. STUECK/S.Nr. A	B	I.C.	REMARKS REMARQUES BEMERKUNGEN
010	1G962-4250-0	ASSY PIPE,OVER FLOW	ENS.TUYAU TROP-PLEIN	GRP.UEBERLAUFROHR	1	-		
020	15841-5136-0	SCREW,AIR BLEEDER	VIS DE AIR-AVICLTEUR	SCHRAUBE	1	-		
030	15601-9665-0	GASKET	JOINT	DICHTUNGSPLATTE	1	-		
040	1G065-4236-0	JOINT,T-PIPE	RACCORD DE TUYAU	VERBINDUNGSSTUECK	1	-		
050	16001-5390-0	KIT HOLDER,NOZZLE	ENS.PORTE-INJECTEUR	GRP.DUESENHALTER	3	-		
060	16001-5300-0	ASSY HOLDER,NOZZLE	ENS.PORTE-INJECTEUR	GRP.DUESENHALTER	3	-		
070	15841-5362-2	GASKET	JOINT	DICHTUNGSPLATTE	3	-		
080	19077-5365-0	SEAL,HEAT	JOINT DE CHALEUR	DICHTUNG	3	-		
090	1G460-5371-2	PIPE,INJECTION	TUYAU D'INJECTEUR	EINSPRITZROHR	1	-		
100	1G460-5372-3	PIPE,INJECTION	TUYAU D'INJECTEUR	EINSPRITZROHR	1	-		
110	1G962-5373-2	PIPE,INJECTION	TUYAU D'INJECTEUR	EINSPRITZROHR	1	-		
120	15841-5385-0	CLAMP,PIPE	COLLIER DE TUYAU	ROHRKLEMME	2	-		
130	15841-5386-0	CLAMP,PIPE	COLLIER DE TUYAU	ROHRKLEMME	2	-		
140	03024-50520	SCREW,WITH WASHER	VIS	SCHRAUBE	2	-		
150	16851-6551-2	GLOW PLUG	BOUGIE,PRE-CHAUFFAGE	GLUEHSTOEPSEL	3	-		
160	1G962-6556-0	CORD,GLOW PLUG	FILDEBOUG.PRECHAUFF.	GLUEHKERZEKORD	1	-		
170	16809-4250-0	ASSY TUBE,FUEL	ENS.TUYAU CARBURANT	GRP.KRAFTSTOFFROHR	1	-		
180	09661-40130	TUBE,FUEL	TUYAU	KRAFTSTOFFROHR	1	-		
190	14971-4275-0	CLIP,PIPE	ATTACHE	ROHRKLEMME	2	-		
200	02761-50040	NUT,FLANGE	ECROU A EMBASE	FLANSCHEN-MUTTER	3	-		
210	16809-4203-0	ASSY TUBE,FUEL	ENS.TUYAU CARBURANT	GRP.KRAFTSTOFFROHR	1	-		
220	09661-40085	TUBE,FUEL	TUYAU	KRAFTSTOFFROHR	1	-		
230	14971-4275-0	CLIP,PIPE	ATTACHE	ROHRKLEMME	2	-		
240	16809-4202-0	ASSY TUBE,FUEL	ENS.TUYAU CARBURANT	GRP.KRAFTSTOFFROHR	1	-		
250	09661-40040	TUBE,FUEL	TUYAU	KRAFTSTOFFROHR	1	-		
260	14971-4275-0	CLIP,PIPE	ATTACHE	ROHRKLEMME	2	-		

⟷ Interchangeable; ≠ not interchangeable; ⟵ new for old; ⟶ old for new

0207 NOZZLE HOLDER (COMPONENT PARTS)
PORTE-INJECTEUR (PARTIES COMPOSANTES)
DUESENHALTER (EINZEL-TEIL)

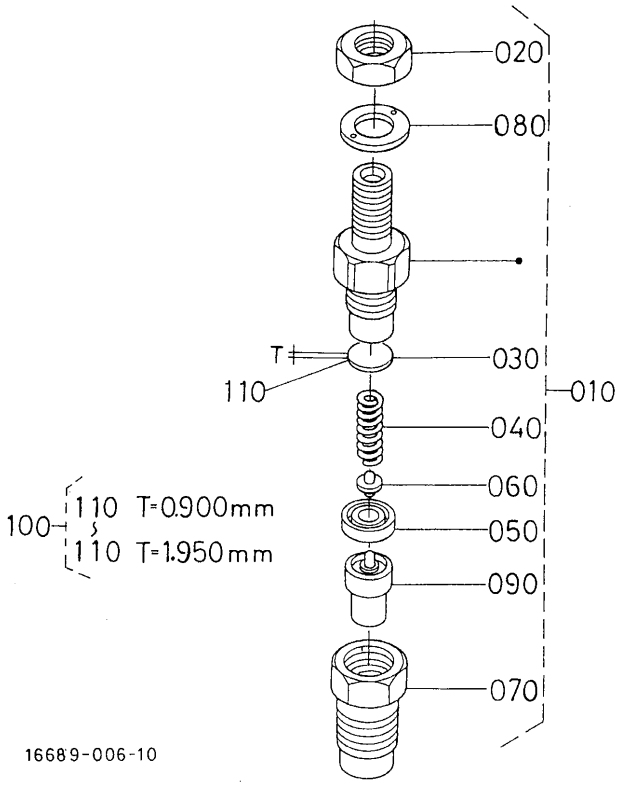

A:D902-BH-1

REF.No. POS.No. BILD-Nr.	PART No. REFERENCE BESELL-Nr.	PART NAME	DESIGNATION	BEZEICHNUNG	Q'TY/S.No. Q'TE/No.S. STUECK/S.Nr. A	B	I.C.	REMARKS REMARQUES BEMERKUNGEN
010	16001-5300-0	ASSY HOLDER,NOZZLE	ENS.PORTE-INJECTEUR	GRP.DUESENHALTER	3	-		
020	15841-9203-0	NUT	ECROU	MUTTER	3	-		
030	15841-5323-0	WASHER,ADJUSTING	RONDELLE DE REGLAGE	EINSTELLSCHEIBE	3	-		0.900mm
040	15841-5317-0	SPRING,NOZZLE	RESSORT D'INJECTEUR	FEDER	3	-		
050	15841-5335-0	PIECE,DISTANCE	CALE DE BLOCAGE	DISTANZSCHEIBE	3	-		
060	15841-5316-0	PUSH ROD	TIGE DE POUSSOIR	STOSSELSTANGE	3	-		
070	16475-5328-0	NUT,NOZZLE	ECROU D'INJECTEUR	MUTTER	3	-		
080	15841-9404-0	WASHER	RONDELLE	SCHEIBE	3	-		
090	16851-5361-0	PIECE,NOZZLE	ELEMENT D'INJECTEUR	DUESENSTUECK	3	-		
100	15841-9810-0	ASSY WASHER,ADJUST	ENS.RONDELLE	GRP.EINSTELLSCHEIBE	3	-		OPTION
110	15841-5323-0	WASHER,ADJUSTING	RONDELLE DE REGLAGE	EINSTELLSCHEIBE	3	-		0.900mm
110	15841-9851-0	WASHER,ADJUSTING	RONDELLE DE REGLAGE	EINSTELLSCHEIBE	3	-		0.925mm
110	15841-9852-0	WASHER,ADJUSTING	RONDELLE DE REGLAGE	EINSTELLSCHEIBE	3	-		0.950mm
110	15841-9853-0	WASHER,ADJUSTING	RONDELLE DE REGLAGE	EINSTELLSCHEIBE	3	-		0.975mm
110	15841-9854-0	WASHER,ADJUSTING	RONDELLE DE REGLAGE	EINSTELLSCHEIBE	3	-		1.000mm
110	15841-9855-0	WASHER,ADJUSTING	RONDELLE DE REGLAGE	EINSTELLSCHEIBE	3	-		1.025mm
110	15841-9856-0	WASHER,ADJUSTING	RONDELLE DE REGLAGE	EINSTELLSCHEIBE	3	-		1.050mm
110	15841-9857-0	WASHER,ADJUSTING	RONDELLE DE REGLAGE	EINSTELLSCHEIBE	3	-		1.075mm
110	15841-9858-0	WASHER,ADJUSTING	RONDELLE DE REGLAGE	EINSTELLSCHEIBE	3	-		1.100mm
110	15841-9859-0	WASHER,ADJUSTING	RONDELLE DE REGLAGE	EINSTELLSCHEIBE	3	-		1.125mm
110	15841-9860-0	WASHER,ADJUSTING	RONDELLE DE REGLAGE	EINSTELLSCHEIBE	3	-		1.150mm
110	15841-9861-0	WASHER,ADJUSTING	RONDELLE DE REGLAGE	EINSTELLSCHEIBE	3	-		1.175mm
110	15841-9862-0	WASHER,ADJUSTING	RONDELLE DE REGLAGE	EINSTELLSCHEIBE	3	-		1.200mm
110	15841-9863-0	WASHER,ADJUSTING	RONDELLE DE REGLAGE	EINSTELLSCHEIBE	3	-		1.225mm
110	15841-9864-0	WASHER,ADJUSTING	RONDELLE DE REGLAGE	EINSTELLSCHEIBE	3	-		1.250mm
110	15841-9865-0	WASHER,ADJUSTING	RONDELLE DE REGLAGE	EINSTELLSCHEIBE	3	-		1.275mm
110	15841-9866-0	WASHER,ADJUSTING	RONDELLE DE REGLAGE	EINSTELLSCHEIBE	3	-		1.300mm
110	15841-9867-0	WASHER,ADJUSTING	RONDELLE DE REGLAGE	EINSTELLSCHEIBE	3	-		1.325mm
110	15841-9868-0	WASHER,ADJUSTING	RONDELLE DE REGLAGE	EINSTELLSCHEIBE	3	-		1.350mm
110	15841-9869-0	WASHER,ADJUSTING	RONDELLE DE REGLAGE	EINSTELLSCHEIBE	3	-		1.375mm

⟷ Interchangeable; ≠ not interchangeable; ⟵ new for old; ⟶ old for new

0207 NOZZLE HOLDER (COMPONENT PARTS)
PORTE-INJECTEUR (PARTIES COMPOSANTES)
DUESENHALTER (EINZEL-TEIL)

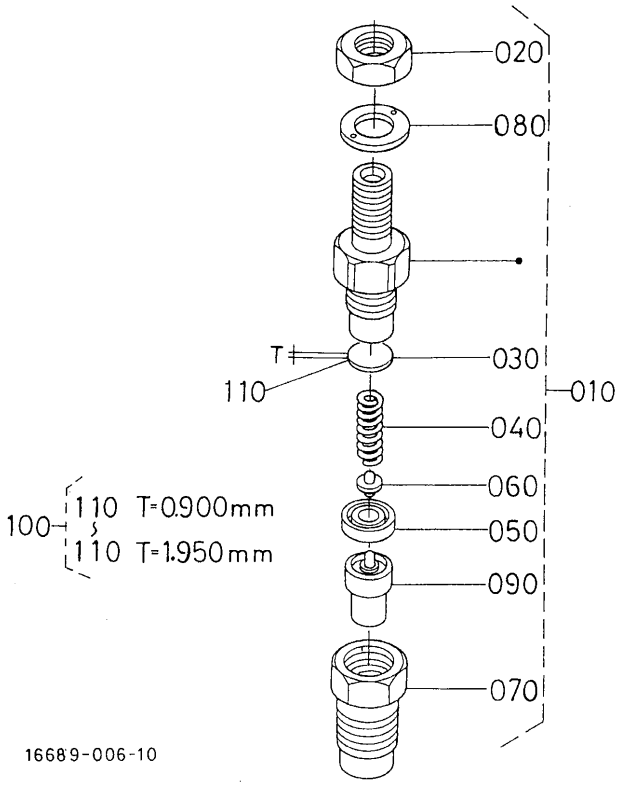

A:D902-BH-1

REF.No. POS.No. BILD-Nr.	PART No. REFERENCE BESELL-Nr.	PART NAME	DESIGNATION	BEZEICHNUNG	Q'TY/S.No. Q'TE/No.S. STUECK/S.Nr. A	B	I.C.	REMARKS REMARQUES BEMERKUNGEN
110	15841-9870-0	WASHER,ADJUSTING	RONDELLE DE REGLAGE	EINSTELLSCHEIBE	3	-		1.400mm
110	15841-9871-0	WASHER,ADJUSTING	RONDELLE DE REGLAGE	EINSTELLSCHEIBE	3	-		1.425mm
110	15841-9872-0	WASHER,ADJUSTING	RONDELLE DE REGLAGE	EINSTELLSCHEIBE	3	-		1.450mm
110	15841-9873-0	WASHER,ADJUSTING	RONDELLE DE REGLAGE	EINSTELLSCHEIBE	3	-		1.475mm
110	15841-9874-0	WASHER,ADJUSTING	RONDELLE DE REGLAGE	EINSTELLSCHEIBE	3	-		1.500mm
110	15841-9875-0	WASHER,ADJUSTING	RONDELLE DE REGLAGE	EINSTELLSCHEIBE	3	-		1.525mm
110	15841-9876-0	WASHER,ADJUSTING	RONDELLE DE REGLAGE	EINSTELLSCHEIBE	3	-		1.550mm
110	15841-9877-0	WASHER,ADJUSTING	RONDELLE DE REGLAGE	EINSTELLSCHEIBE	3	-		1.575mm
110	15841-9878-0	WASHER,ADJUSTING	RONDELLE DE REGLAGE	EINSTELLSCHEIBE	3	-		1.600mm
110	15841-9879-0	WASHER,ADJUSTING	RONDELLE DE REGLAGE	EINSTELLSCHEIBE	3	-		1.625mm
110	15841-9880-0	WASHER,ADJUSTING	RONDELLE DE REGLAGE	EINSTELLSCHEIBE	3	-		1.650mm
110	15841-9881-0	WASHER,ADJUSTING	RONDELLE DE REGLAGE	EINSTELLSCHEIBE	3	-		1.675mm
110	15841-9882-0	WASHER,ADJUSTING	RONDELLE DE REGLAGE	EINSTELLSCHEIBE	3	-		1.700mm
110	15841-9883-0	WASHER,ADJUSTING	RONDELLE DE REGLAGE	EINSTELLSCHEIBE	3	-		1.725mm
110	15841-9884-0	WASHER,ADJUSTING	RONDELLE DE REGLAGE	EINSTELLSCHEIBE	3	-		1.750mm
110	15841-9885-0	WASHER,ADJUSTING	RONDELLE DE REGLAGE	EINSTELLSCHEIBE	3	-		1.775mm
110	15841-9886-0	WASHER,ADJUSTING	RONDELLE DE REGLAGE	EINSTELLSCHEIBE	3	-		1.800mm
110	15841-9887-0	WASHER,ADJUSTING	RONDELLE DE REGLAGE	EINSTELLSCHEIBE	3	-		1.825mm
110	15841-9888-0	WASHER,ADJUSTING	RONDELLE DE REGLAGE	EINSTELLSCHEIBE	3	-		1.850mm
110	15841-9889-0	WASHER,ADJUSTING	RONDELLE DE REGLAGE	EINSTELLSCHEIBE	3	-		1.875mm
110	15841-9890-0	WASHER,ADJUSTING	RONDELLE DE REGLAGE	EINSTELLSCHEIBE	3	-		1.900mm
110	15841-9891-0	WASHER,ADJUSTING	RONDELLE DE REGLAGE	EINSTELLSCHEIBE	3	-		1.925mm
110	15841-9892-0	WASHER,ADJUSTING	RONDELLE DE REGLAGE	EINSTELLSCHEIBE	3	-		1.950mm

⟷ Interchangeable; ≠ not interchangeable; ⟵ new for old; ⟶ old for new

0413 ALTERNATOR
ALTERNATEUR
WECHSELSTROMMASCHINE

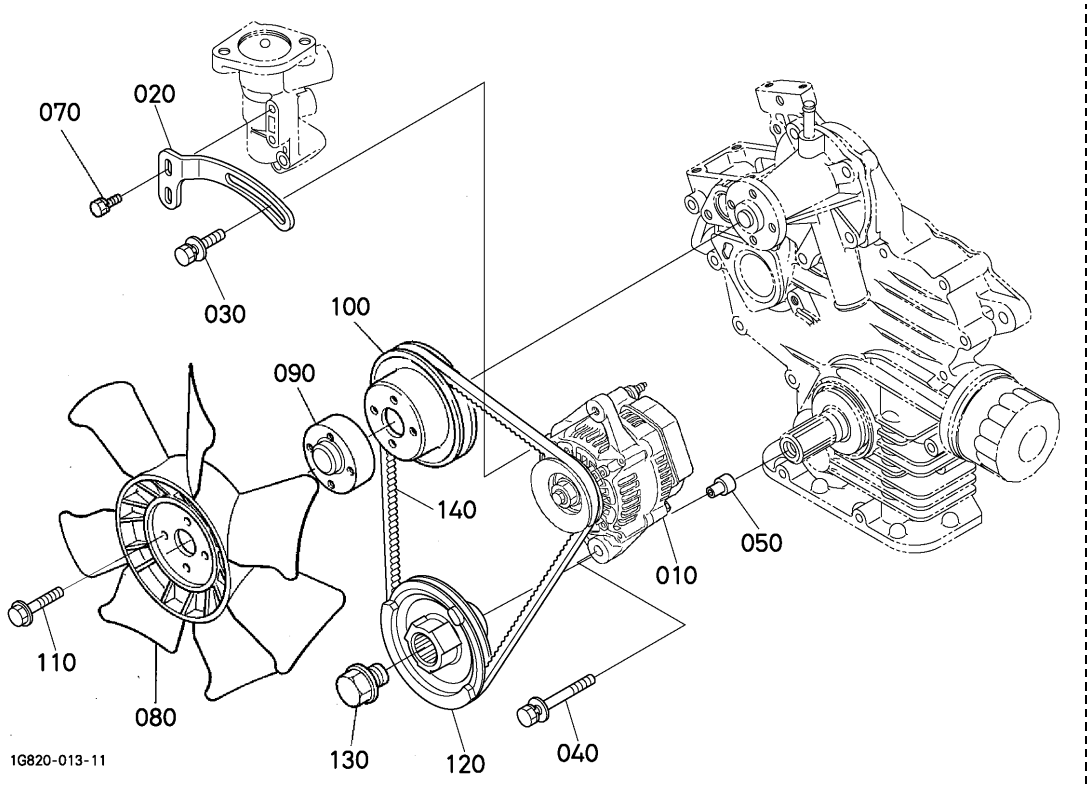

A:D902-BH-1

REF.No. POS.No. BILD-Nr.	PART No. REFERENCE BESELL-Nr.	PART NAME	DESIGNATION	BEZEICHNUNG	Q'TY/S.No. Q'TE/No.S. STUECK/S.Nr. A	B	I.C.	REMARKS REMARQUES BEMERKUNGEN
010	16241-6401-2	ASSY ALTERNATOR	ALTERNATEUR COMPLET	GRP.WECHSELSTROMDYN.	1	-		
020	16826-6442-0	STAY,ALTERNATOR	SUPPORT DE ALTERNAT.	DYNAMOSTANGE	1	-		
030	16871-9103-0	BOLT	VIS	BOLZEN	1	-		
040	01125-50860	BOLT	VIS	BOLZEN	1	-		
050	19837-6437-4	COLLAR	COLLIER	HUELSE	1	-		
060	----	BLANK	BLANC	LEERE SPALTE	-	-		
070	01023-50616	BOLT	VIS	BOLZEN	2	-		
080	16204-7411-0	FAN	VENTILATEUR	VENTILATOR	1	-		
090	1G820-7415-0	COLLAR,FAN	COLLIER	VENTILATORHUELSE	1	-		
100	15841-7425-0	PULLEY,FAN	POULIE VENTILATEUR	VENTILATORSCHEIBE	1	-		
110	01754-50640	BOLT,FLANGE	VIS DE BUTEE	FLANSCHEN-BOLZEN	4	-		
120	16875-7428-0	PULLEY,FAN DRIVE	POULIE ENTRAIN.VENT.	RIEMENSCHEIBE	1	-		
130	15881-9103-0	BOLT	VIS	BOLZEN	1	-		
140	1G820-9701-0	BELT,FAN	COURROIE VENTILATEUR	VENTILATOR-RIEMEN	1	-		

⟷ Interchangeable; ≠ not interchangeable; ⟵ new for old; ⟶ old for new

0414 ALTERNATOR (COMPONENT PARTS)
ALTERNATEUR (PARTIES COMPOSANTES)
WECHSELSTROMMASCHINE (EINZEL-TEIL)

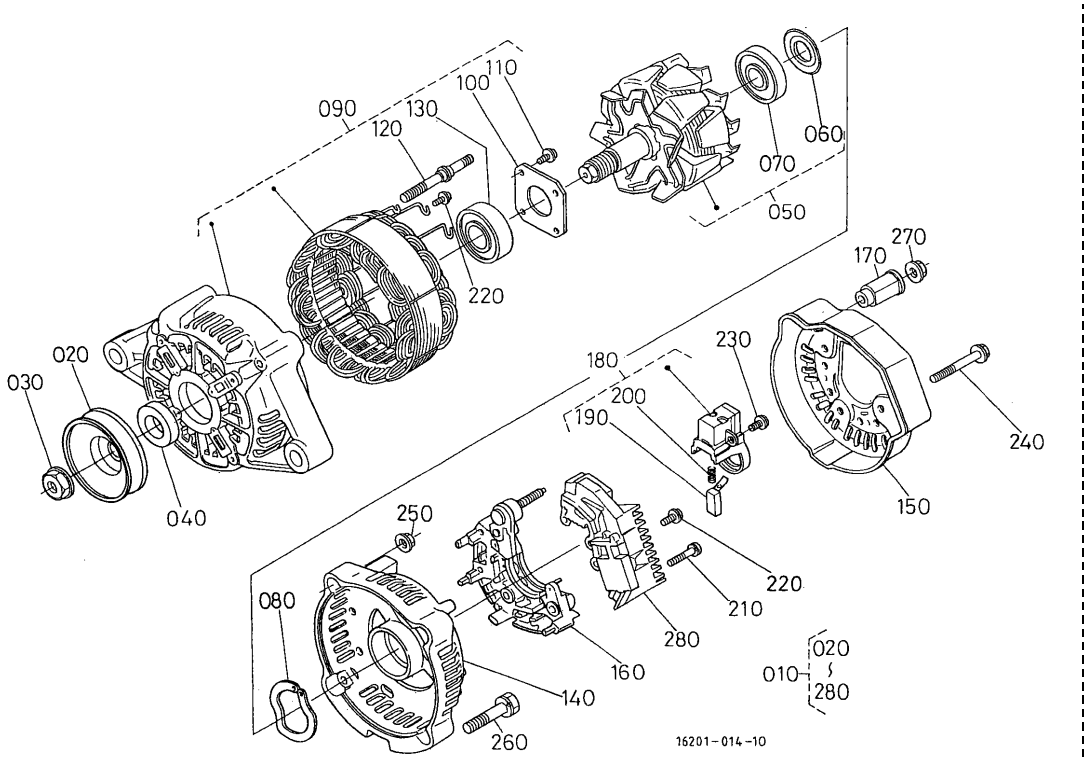

A:D902-BH-1

REF.No. POS.No. BILD-Nr.	PART No. REFERENCE BESELL-Nr.	PART NAME	DESIGNATION	BEZEICHNUNG	Q'TY/S.No. Q'TE/No.S. STUECK/S.Nr. A	B	I.C.	REMARKS REMARQUES BEMERKUNGEN
010	16241-6401-2	ASSY ALTERNATOR	ALTERNATEUR COMPLET	GRP.WECHSELSTROMDYN.	1	-		
020	15881-6411-0	PULLEY,DYNAMO	POULIE D'ALTERNATEUR	RIEMENSCHEIBE,DYNAMO	1	-		
030	15881-9201-0	NUT	ECROU	MUTTER	1	-		
040	15881-6415-0	COLLAR	COLLIER	HUELSE	1	-		
050	66436-6404-0	ROTOR	ROTOR	ROTOR	1	-		
060	15881-6480-0	COVER,BEARING	COUVERCLE	DECKEL	1	-		
070	16652-6477-0	BEARING,BALL	ROULEMENT A BILLES	KUGELLAGER	1	-		
080	15881-6481-0	WASHER,THRUST	RONDELLE DE BUTEE	DRUCKSCHEIBE	1	-		
090	66436-6402-0	FRAME,DRIVE END	BATI	ANTRIEBSRAHMEN	1	-		
100	15881-6471-0	PLATE,RETAINER	PLAQUE RETENUE	HALTEPLATTE	1	-		
110	15881-9301-0	SCREW,ROUND HEAD	VIS A TETE RONDE	RUNDKOPFSCHRAUBE	4	-		
120	15881-6426-0	BOLT,THROUGH	VIS,PASSANT	DURCHGEHENDERBOLZEN	2	-		
130	16652-6478-0	BEARING,BALL	ROULEMENT A BILLES	KUGELLAGER	1	-		
140	16231-6406-0	FRAME,END	BATI	RAHMEN	1	-		
150	16231-6423-0	COVER,END	PALIER ARRIERE	DECKEL	1	-		
160	16241-6485-0	ASSY RECTIFIER	REDRESSEUR	MONT.GLEICHRICHTER	1	-		
170	16241-6490-0	BUSH,INSULATION	BAGUE ISOLANTE	BUCHSE	1	-		
180	16652-6431-0	HOLDER,BRUSH	PORTE-BALAI	BUERSTEN HALTER	1	-		
190	15881-6409-0	BRUSH	PATTE D'ATTACHE	BUERSTE	2	-		
200	15881-6433-0	SPRING,BRUSH	RESSORT DE BALAI	SCHLEIFBUERSTENFEDER	2	-		
210	15881-9302-0	SCREW,ROUND HEAD	VIS A TETE RONDE	RUNDKOPFSCHRAUBE	2	-		
220	15881-9303-0	SCREW,ROUND HEAD	VIS A TETE RONDE	RUNDKOPFSCHRAUBE	6	-		
230	15881-9304-0	SCREW,ROUND HEAD	VIS A TETE RONDE	RUNDKOPFSCHRAUBE	1	-		
240	15881-9104-0	BOLT	VIS	BOLZEN	3	-		
250	15881-9202-0	NUT	ECROU	MUTTER	2	-		
260	15881-9105-0	BOLT	VIS	BOLZEN	2	-		
270	14182-9203-0	NUT	ECROU	MUTTER	1	-		
280	1K531-6460-2	ASSY REGULATOR	REGULATEUR	REGULATOR	1	-		

⟷ Interchangeable; ≠ not interchangeable; ⟵ new for old; ⟶ old for new

0416 STARTER DEMARREUR ANLASSER

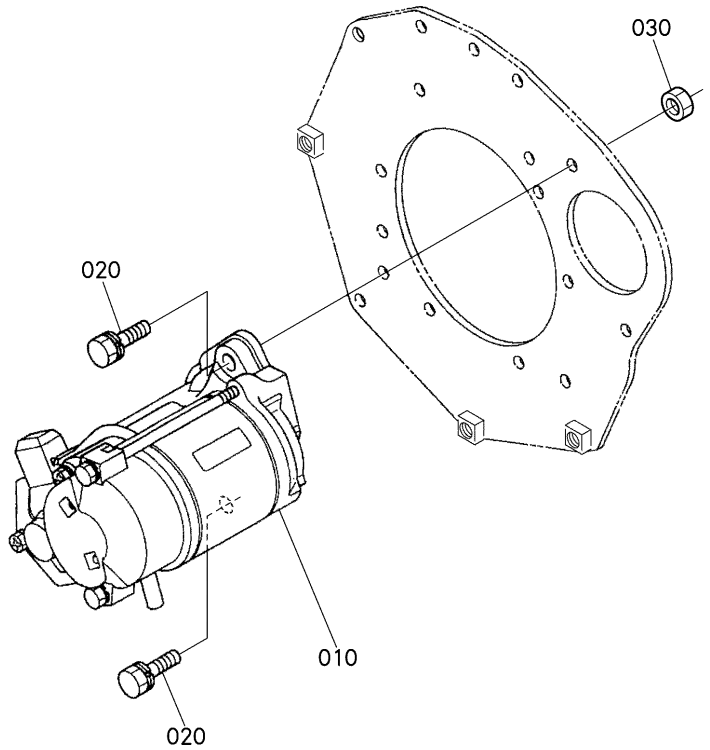

A:D902-BH-1

REF.No. POS.No. BILD-Nr.	PART No. REFERENCE BESELL-Nr.	PART NAME	DESIGNATION	BEZEICHNUNG	Q'TY/S.No. Q'TE/No.S. STUECK/S.Nr. A	B	I.C.	REMARKS REMARQUES BEMERKUNGEN
010	19269-6301-0	ASSY STARTER	ENS.DEMARREUR	GRP.ANLASSER	1	-		
020	01123-50830	BOLT	VIS	BOLZEN	2	-		
030	02156-50080	NUT	ECROU	MUTTER	2	-		

⟷ Interchangeable; ≠ not interchangeable; ⟵ new for old; ⟶ old for new

0417 STARTER (COMPONENT PARTS)
DEMARREUR (PARTIES COMPOSANTES)
ANLASSER (EINZEL-TEIL)

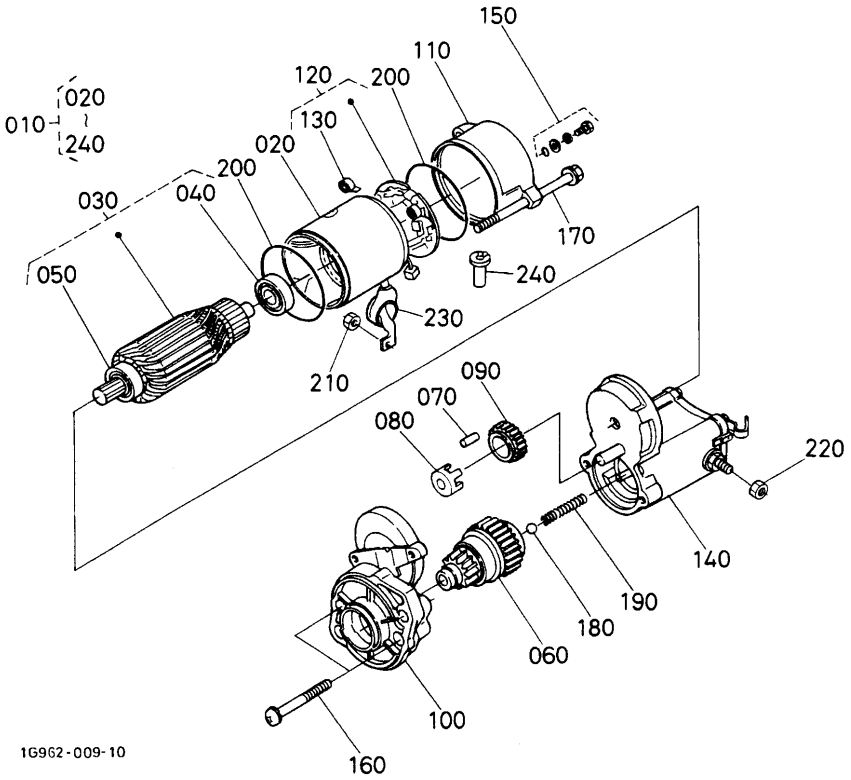

A:D902-BH-1

REF. No. POS. No. BILD-Nr.	PART No. REFERENCE BESELL-Nr.	PART NAME	DESIGNATION	BEZEICHNUNG	Q'TY/S. No. Q'TE/No. S. STUECK/S. Nr. A	B	I. C.	REMARKS REMARQUES BEMERKUNGEN
010	19269-6301-0	ASSY STARTER	ENS. DEMARREUR	GRP. ANLASSER	1	-		
020	11197-6308-0	ASSY YOKE	ENS. CHAPE	GRP. GABELGELENK	1	-		
030	11197-6307-0	ASSY ARMATURE	ENS. ARMATURE	GRP. ARMATUR	1	-		
040	11460-6353-0	BEARING	ROULEMENT	LAGER	1	-		
050	11460-6350-0	BEARING	ROULEMENT	LAGER	1	-		
060	16611-6304-0	CLUTCH, OVER RUNNING	EMBRAYAGE A INERTIE	AUFLAUFKUPPLUNG	1	-		
070	19212-6310-0	ROLLER	ROULEAU	ROLLE	5	-		
080	11460-6311-0	RETAINER	SUPPORT	HALTESCHEIBE	1	-		
090	11460-6327-0	GEAR	ENGRENAGE	GETRIEBE	1	-		
100	16611-6303-0	FRAME, DRIVE END	BATI	ANTRIEBSRAHMEN	1	-		
110	17341-6320-0	FRAME, END	BATI	RAHMEN	1	-		
120	11197-6338-0	ASSY HOLDER, BRUSH	ENS. SUPPORT	GRP. BUERSTENHALTER	1	-		
130	15401-6339-0	SPRING, BRUSH	RESSORT DE BALAI	SCHLEIFBUERSTENFEDER	4	-		
140	16285-6302-0	ASSY SWITCH, MAGNETIC	ENS. INTERRUPTEUR	GRP. MAGNETSCHALTER	1	-		
150	15511-6376-0	ASSY BOLT	ENS. VIS	GRP. BOLZEN	2	-		
160	11460-9331-0	BOLT	VIS	BOLZEN	2	-		
170	11197-6332-0	BOLT	VIS	BOLZEN	2	-		
180	19212-9713-0	BALL	BILLE	KUGEL	1	-		
190	11460-6312-0	SPRING	RESSORT	FRUEHLING	1	-		
200	15511-9666-0	O RING	JOINT TORIQUE	O RING	2	-		
210	13963-9201-0	NUT, HEXAGON	ECROU HEXAGONAL	MUTTER	1	-		
220	16285-9201-0	NUT, HEXAGON	ECROU HEXAGONAL	MUTTER	1	-		
230	11173-6313-0	COVER, TERMINAL	COUVERCLE	DECKEL	1	-		
240	16285-6357-0	PIPE, DRAIN	TUYAU DE DRAINAGE	DRANLEITUNG	1	-		

⟷ Interchangeable; ≠ not interchangeable; ⟵ new for old; ⟶ old for new

0500 WATER FLANGE AND THERMOSTAT
BRIDE A EAU ET THERMOSTAT
WASSERFLANSCH UND THERMOSTAT

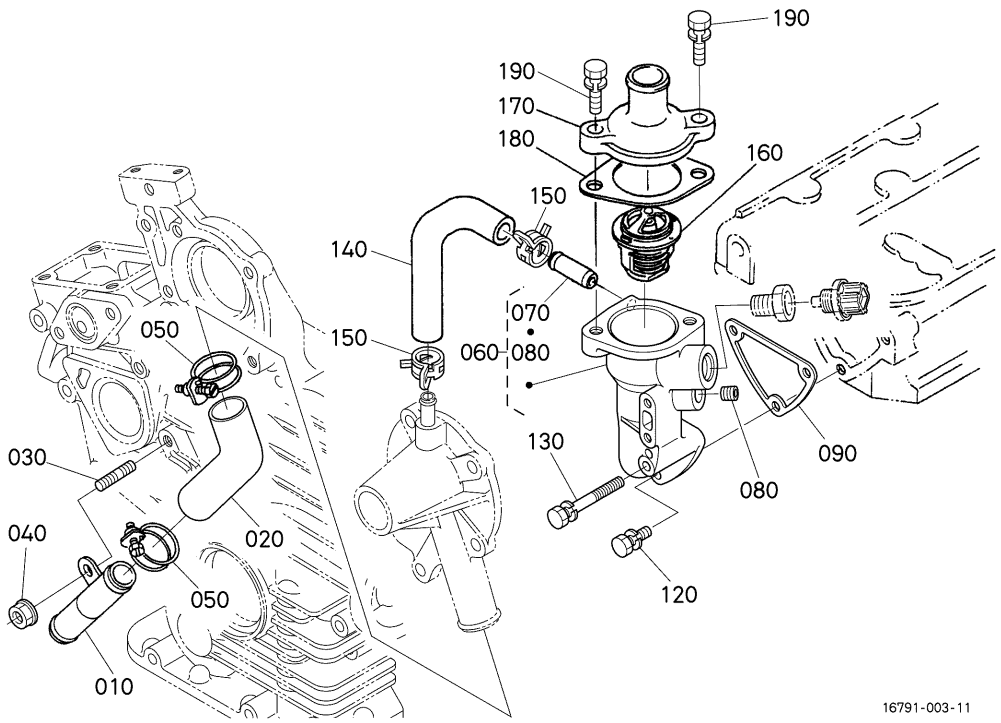

A:D902-BH-1

REF.No. POS.No. BILD-Nr.	PART No. REFERENCE BESELL-Nr.	PART NAME	DESIGNATION	BEZEICHNUNG	Q'TY/S.No. Q'TE/No.S. STUECK/S.Nr. A	B	I.C.	REMARKS REMARQUES BEMERKUNGEN
010	15841-7286-0	PIPE,WATER	TUYAU D'EAU	WASSERROHR	1	-		
020	15841-7287-0	PIPE,WATER	TUYAU D'EAU	WASSERROHR	1	-		
030	15841-9151-0	STUD	GOUJON	STEHBOLZEN	1	-		
040	02751-50060	NUT,FLANGE	ECROU A EMBASE	FLANSCHEN-MUTTER	1	-		
050	15841-7296-0	BAND,PIPE	COLLIER DE TUYAU	ROHRBAND	2	-		
060	1E051-7270-2	COMP.FLANGE,WATER	BRIDE A EAU COMPLET	KOMP.FLANSCH	1	-		
070	16241-7337-0	PIPE,WATER RETURN	TUYAU RETOUR D'EAU	WASSERROHR	1	-		
080	15841-9602-0	PLUG	BOUCHON	STOPFEN	1	-		
090	15841-7292-3	GASKET,WATER FLANGE	JOINT DE BRIDE A EAU	DICHTUNGWASSERFLANS.	1	-		
100	----	BLANK	BLANC	LEERE SPALTE	-	-		
110	----	BLANK	BLANC	LEERE SPALTE	-	-		
120	01023-50616	BOLT	VIS	BOLZEN	2	-		
130	01023-60650	BOLT	VIS	BOLZEN	1	-		
140	16809-7335-0	PIPE,WATER RETURN	TUYAU RETOUR D'EAU	WASSERROHR	1	-		
150	16241-7336-0	BAND,PIPE	COLLIER DE TUYAU	ROHRBAND	2	-		
160	19434-7301-4	ASSY THERMOSTAT	THERMOSTAT COMP.	GRP.THERMOSTAT	1	-		
170	1E051-7326-0	COVER,THERMOSTAT	COUV.DE THERMOSTAT	DECKEL,THERMOSTAT	1	-		
180	16221-7327-0	GASKET,THERMOSTAT	JOINT	DICHTUNG	1	-		
190	01123-50825	BOLT	VIS	BOLZEN	2	-		

⟷ Interchangeable; ≠ not interchangeable; ⟵ new for old; ⟶ old for new

0501 WATER PUMP
POMPE A EAU
WASSERPUMPE

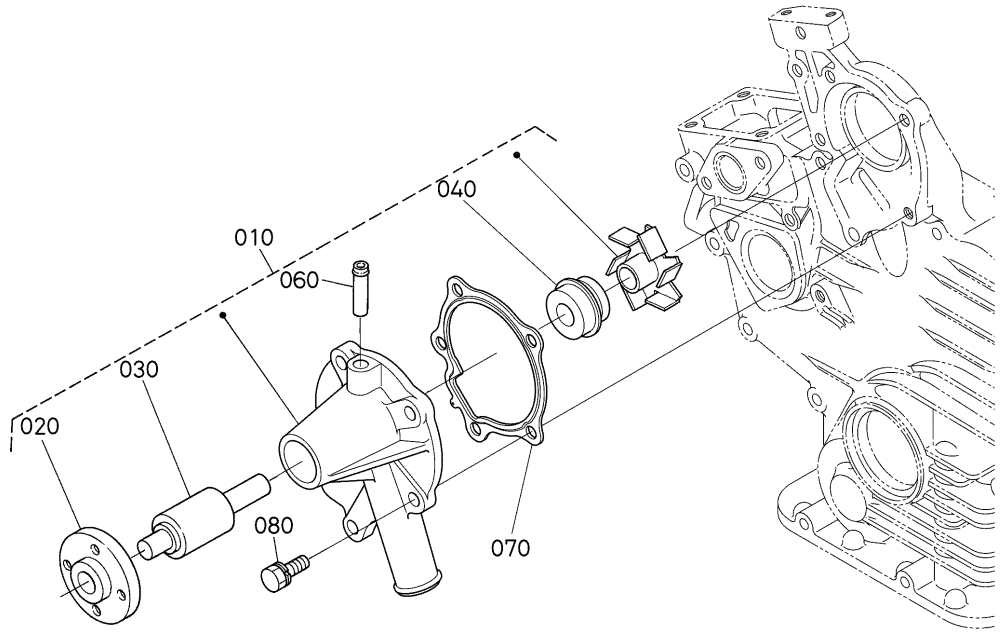

1G820-016-15

A:D902-BH-1

REF.No. POS.No. BILD-Nr.	PART No. REFERENCE BESELL-Nr.	PART NAME	DESIGNATION	BEZEICHNUNG	Q'TY/S.No. Q'TE/No.S. STUECK/S.Nr. A	B	I.C.	REMARKS REMARQUES BEMERKUNGEN
010	1G820-7303-0	ASSY PUMP,WATER	ENS.POMPE A EAU	GRUPPE WASSERPUMPE	1	-		
020	15852-7352-0	FLANGE,WATER PUMP	BRIDE DE POMPE A EAU	FLANSCH, PUMPE	1	-		
030	15852-7355-0	BEARING	ROULEMENT	LAGER	1	-		
040	15481-7305-0	ASSY SEAL,MECHANICAL	ENS.JOINT MECANIQUE	GRP.MECH.DICHTUNG	1	-		
050	----	BLANK	BLANC	LEERE SPALTE	-	-		
060	15852-7334-0	PIPE,WATER RETURN	TUYAU RETOUR D'EAU	WASSERROHR	1	-		
070	16851-7343-0	GASKET,WATER PUMP	JOINT DE POMPE A EAU	DICHTUNG,WASSERPUMPE	1	-		
080	01023-50622	BOLT	VIS	BOLZEN	4	-		

⟷ Interchangeable; ≠ not interchangeable; ⟵ new for old; ⟶ old for new

0511 RADIATOR RADIATEUR KUEHLER

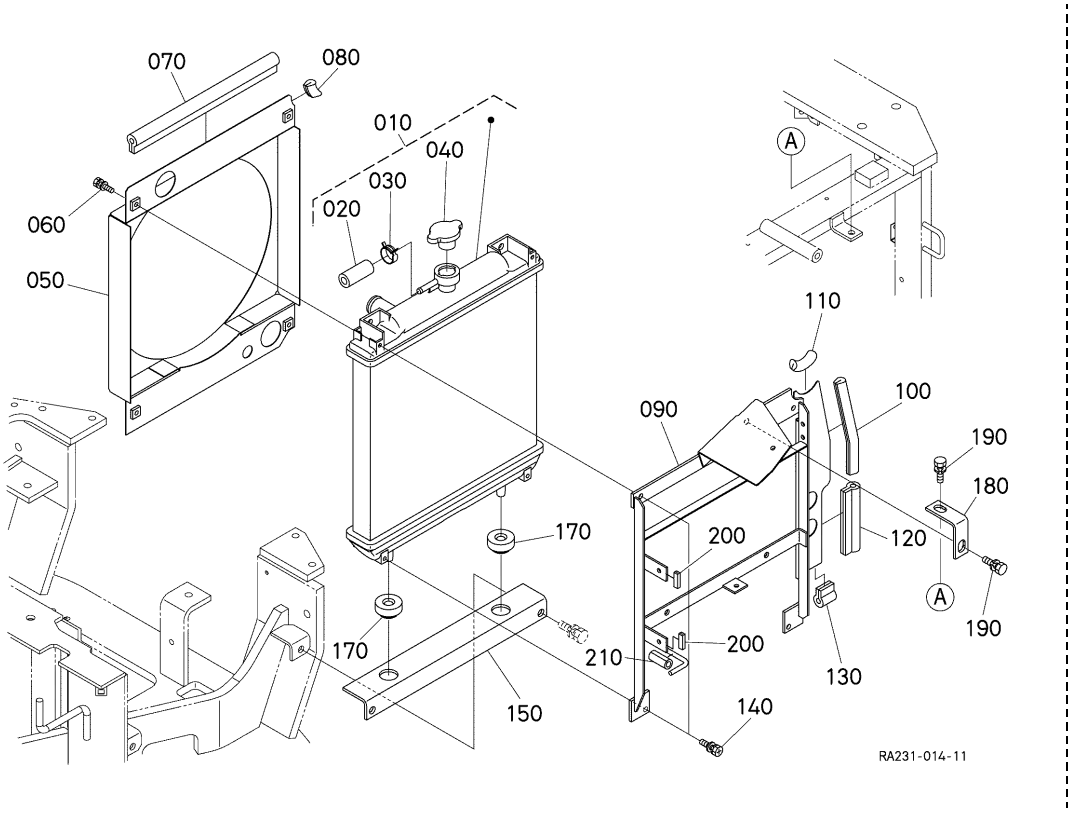

A:U17-3ALPHA

REF.No. POS.No. BILD-Nr.	PART No. REFERENCE BESELL-Nr.	PART NAME	DESIGNATION	BEZEICHNUNG	Q'TY/S.No. Q'TE/No.S. STUECK/S.Nr. A	B	I.C.	REMARKS REMARQUES BEMERKUNGEN
010	RA221-4230-0	ASSY RADIATOR	ENS.RADIATEUR	GRP.KUEHLER	1	-		
020	RC411-4239-0	CAP	BOUCHON	KAPPE	1	-		
030	RC411-4251-0	CLAMP	ATTACHE	KLAMMER	1	-		
040	RC411-4254-0	CAP	BOUCHON	KAPPE	1	-		
050	RA228-4238-0	SHROUD,FAN	DEFLECTEUR DE VENTIL	LUFTLEITBLECH	1	-		
060	01205-60620	BOLT	VIS	BOLZEN	4	-		
070	RP821-4239-0	TRIM	EQUILIBRAGE	TRIMM	1	-		
080	RP301-4234-0	GROMMET	GRUMMET	GUMMITUELLE	1	-		
090	RA231-4237-0	BRACKET,OIL COOLER	SUPPORT,REFR.D'HUILE	HALTER	1 <=10118	-		ORDER BY REF.No.090 NEW PART
090	RA231-4237-3	BRACKET,OIL COOLER	SUPPORT,REFR.D'HUILE	HALTER	1 >=10119	-	←	
100	68311-4238-0	GROMMET	GRUMMET	GUMMITUELLE	1	-		
110	68748-4253-0	GROMMET	GRUMMET	GUMMITUELLE	1	-		
120	RC411-4127-0	TRIM	EQUILIBRAGE	TRIMM	1	-		
130	RC411-4128-0	TRIM	EQUILIBRAGE	TRIMM	1	-		
140	01205-60616	BOLT	VIS	BOLZEN	4	-		
150	RA221-4231-0	BRACKET,RADIATOR	CONSOLE DE RADIATEUR	TRAGACHSEKUEHLER	1	-		
160	----	BLANK	BLANC	LEERE SPALTE	-	-		
170	6C040-5858-0	CUSHION,RADIATOR	COUSSIN	KISSEN	2	-		
180	RA231-4236-0	STAY,RADIATOR	SUPPORT DE RADIATEUR	ANKER,KUHLER	1	-		
190	01125-60818	BOLT	VIS	BOLZEN	2	-		
200	T1060-3070-0	TRIM	EQUILIBRAGE	TRIMM	2	-		
210	3C581-6748-0	TUBE,BRAKE PIPE	TUYAU	SCHLAUCH	1 >=10119	-		

↔ Interchangeable; ≠ not interchangeable; ← new for old; → old for new

0513 WATER PIPE
TUYAU D'EAU
WASSERROHR

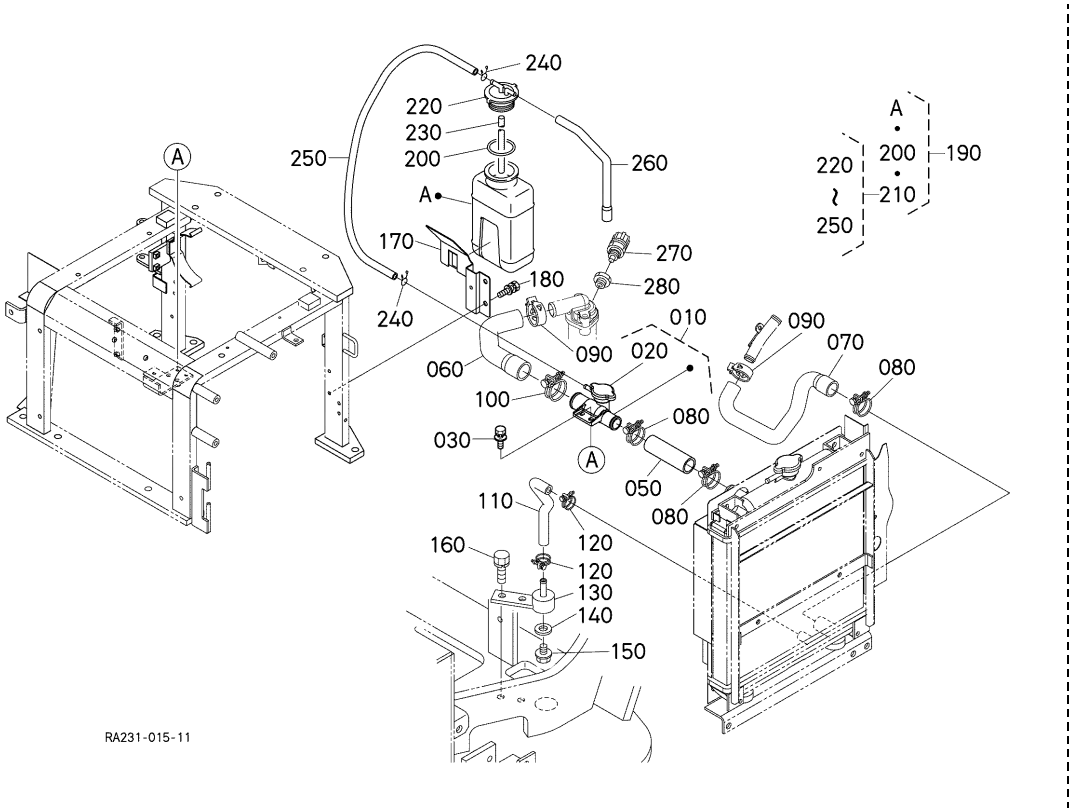

A:U17-3ALPHA

REF.No. POS.No. BILD-Nr.	PART No. REFERENCE BESELL-Nr.	PART NAME	DESIGNATION	BEZEICHNUNG	Q'TY/S.No. Q'TE/No.S. STUECK/S.Nr. A	B	I.C.	REMARKS REMARQUES BEMERKUNGEN
010	RC411-4231-0	ASSY CAP	ENS.BOUCHON	GRP.VERSCHLUSS	1	-		
020	17214-7202-0	ASSY CAP,RADIATOR	BOUCHON COMPLET	KUEHLERVERSCHLUSS	1	-		
030	01027-50616	BOLT	VIS	BOLZEN	2	-		
040	----	BLANK	BLANC	LEERE SPALTE	-	-		
050	RA231-4232-0	HOSE	TUYAU	SCHLAUCH	1	-		
060	RA221-4233-0	HOSE	TUYAU	SCHLAUCH	1	-		
070	RA221-4234-0	HOSE	TUYAU	SCHLAUCH	1	-		
080	09318-89039	CLAMP,HOSE	COLLIER DE DURITE	SCHLAUCHBINDER	3	-		
090	RA021-4271-0	CLAMP,HOSE	COLLIER DE DURITE	SCHLAUCHBINDER	2	-		
100	09318-89045	CLAMP,HOSE	COLLIER DE DURITE	SCHLAUCHBINDER	1	-		
110	RA221-4235-0	HOSE,DRAIN	TUYAU PURGE	SCHLAUCH	1	-		
120	33860-0459-0	CLIP,PIPE	ATTACHE	ROHRKLEMME	2	-		
130	RP821-4231-0	JOINT,DRAIN	RACCORD	SHALTUNG	1	-		
140	04717-01000	WASHER,WITH RUBBER	JOINT EN CAOUTCHOUC	GUMMIUNTERLAGE	1	-		
150	06331-45010	PLUG	BOUCHON	STOPFEN	1	-		
160	01133-61018	BOLT	VIS	BOLZEN	2	-		
170	RA221-4248-3	STAY,RESERVE TANK	SUPPORT DE VASE D'E.	STEREBE	1	-		
180	01125-60816	BOLT	VIS	BOLZEN	2	-		
190	RA221-4240-0	ASSY TANK,RESERVE	ENS.VASE D'EXPANSION	GRP.TANK	1	-		
200	37410-8863-0	O RING	JOINT TORIQUE	O RING	1	-		
210	RA221-4250-0	ASSY CAP	ENS.BOUCHON	GRP.VERSCHLUSS	1	-		
220	37410-8864-0	CAP	BOUCHON	KAPPE	1	-		
230	37410-8865-0	HOSE	TUYAU	SCHLAUCH	1	-		
240	37410-8868-0	CLIP	ATTACHE	SCHELLE	2	-		
250	RP312-7093-0	HOSE	TUYAU	SCHLAUCH	1	-		
260	RA111-4243-0	HOSE,DRAIN	TUYAU PURGE	SCHLAUCH	1	-		
270	T1063-6566-0	SENSOR,THERMO	DETECTEUR	EINHEIT	1	-		
280	RB238-4921-0	PIPE JOINT,THERMO.	RACCORD DE TUYAU	ROHRSCHALTUNG	1	-		

⟷ Interchangeable; ≠ not interchangeable; ⟵ new for old; ⟶ old for new

0600 VALVE AND ROCKER ARM
SOUPAPES ET CULBUTEURS
VENTIL UND KIPPENARM

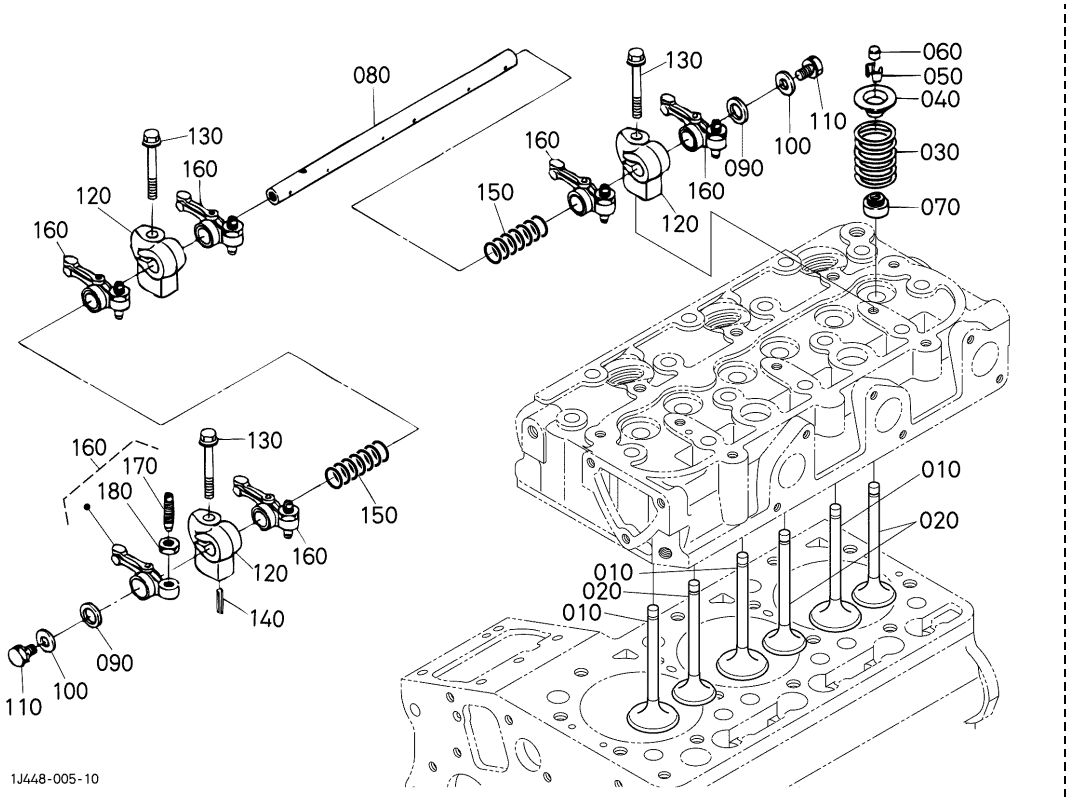

A:D902-BH-1

REF.No. POS.No. BILD-Nr.	PART No. REFERENCE BESELL-Nr.	PART NAME	DESIGNATION	BEZEICHNUNG	Q'TY/S.No. Q'TE/No.S. STUECK/S.Nr. A	B	I.C.	REMARKS REMARQUES BEMERKUNGEN
010	1G687-1311-0	VALVE,INLET	SOUPAPE D'ADMISSION	EINLASSVENTIL	3	-		
020	1G687-1312-0	VALVE,EXHAUST	SOUPAPE D'ECHAPMENT	AUSLASSVENTIL	3	-		
030	14601-1324-0	SPRING,VALVE	RESSORT DE SOUPAPE	VENTIL-FEDER	6	-		
040	14601-1333-0	RETAINER,SPRING	ARRETOIR DE RESSORT	HALTBUEGEL,FEDER	6	-		
050	14601-1336-0	COLLET,VALVE SPRING	DEMI CLAVETTE	KLEMMSCHEIBE	6	-		SET
060	16851-1328-0	CAP,VALVE	CHAPEAU DE SOUPAPE	VENTILKAPPE	6	-		
070	11420-1315-0	SEAL,VALVE STEM	JOINT DE SOUPAPE	VENTILDICHTUNG	6	-		
080	1G962-1426-2	SHAFT,ROCKER ARM	ARBRE DE CULBUTEUR	KIPPHEBELWELLE	1	-		
090	16871-1443-0	WASHER	RONDELLE	SCHEIBE	2	-		
100	15841-9402-2	WASHER,PLAIN	RONDELLE FREIN	SCHEIBE	2	-		
110	01023-50610	BOLT	VIS	BOLZEN	2	-		
120	1G460-1435-0	BRACKET,ROCKER ARM	SUPPORT DE CULBUTEUR	KIPPHEBELHALTER	3	-		
130	01754-50640	BOLT,FLANGE	VIS DE BUTEE	FLANSCHEN-BOLZEN	3	-		
140	05411-00420	PIN,SPRING	GOUPILLE-RESSORT	STIFT,FRUEHLING	1	-		
150	1G460-1431-2	SPRING,ROCKER ARM	RESSORT	FRUEHLING	2	-		
160	15841-1403-0	ASSY ROCKER ARM	ENS.CULBUTEURS	GRP.KIPPHEBEL	6	-		
170	15841-1423-0	SCREW,ADJUSTING	VIS DE REGLAGE	STELLSCHRAUBE	6	-		
180	14601-1424-0	NUT	ECROU	MUTTER	6	-		

⟷ Interchangeable; ≠ not interchangeable; ⟵ new for old; ⟶ old for new

0610 INLET MANIFOLD
COLLECTEUR D'ADMISSION
ANSAUGENLEITUNG

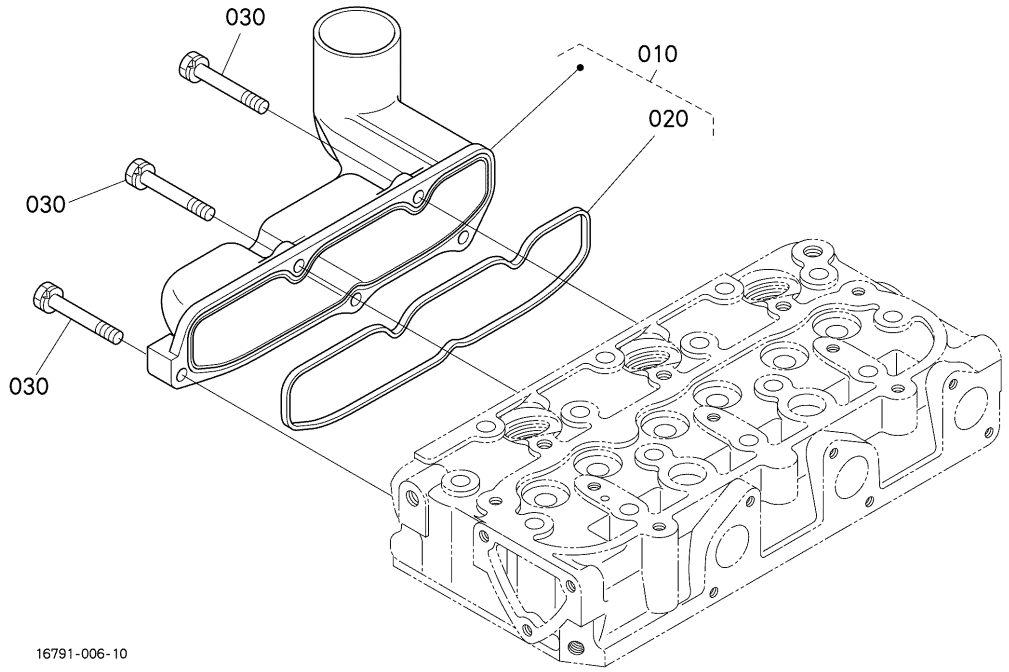

A:D902-BH-1

REF.No. POS.No. BILD-Nr.	PART No. REFERENCE BESELL-Nr.	PART NAME	DESIGNATION	BEZEICHNUNG	Q'TY/S.No. Q'TE/No.S. STUECK/S.Nr. A	B	I.C.	REMARKS REMARQUES BEMERKUNGEN
010	1G470-1177-0	ASSY MANIFOLD,INLET	ENS.COLLECTEUR D'AD.	GRP.ANSAUG-ROHRKRUE.	1	-		
020	1G962-1182-0	GASKET,IN-MANIFOLD	JOINT DE COLL.ADM.	DICHTUNG ANSAUGROHR	1	-		
030	01023-50625	BOLT	VIS	BOLZEN	5	-		

⟷ Interchangeable; ≠ not interchangeable; ⟵ new for old; ⟶ old for new

0612 EXHAUST MANIFOLD
COLLECTEUR D'ECHAPPEMENT
AUSPUFFRUMMER

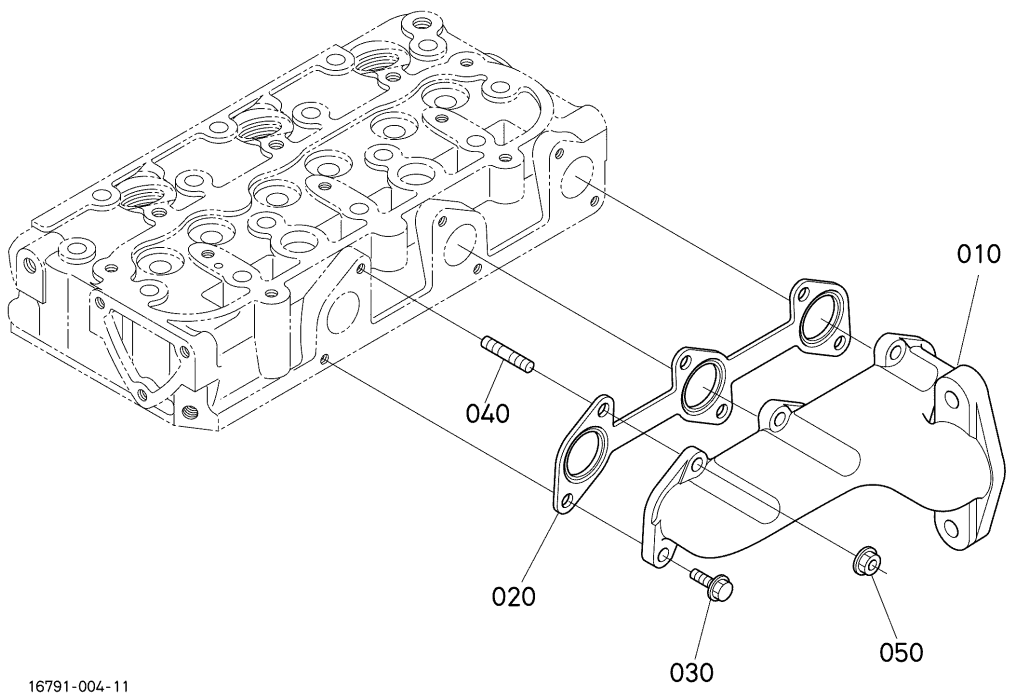

A:D902-BH-1

REF.No. POS.No. BILD-Nr.	PART No. REFERENCE BESELL-Nr.	PART NAME	DESIGNATION	BEZEICHNUNG	Q'TY/S.No. Q'TE/No.S. STUECK/S.Nr. A	B	I.C.	REMARKS REMARQUES BEMERKUNGEN
010	16791-1231-0	MANIFOLD,EXHAUST	COLLECTEUR D'ECHAPP.	AUSPUFFROHR	1	-		
020	1G962-1235-0	GASKET,EX-MANIFOLD	JOINT DE COLL.ECHAP.	DICHTUNG,AUSPUFFPOHR	1	-		
030	01759-50616	BOLT,UBS	VIS	BOLZEN	3	-		
040	01513-50618	STUD	GOUJON	STEHBOLZEN	3	-		
050	02756-50060	NUT,UBS	ECROU	MUTTER	3	-		

⟷ Interchangeable; ≠ not interchangeable; ⟵ new for old; ⟶ old for new

0614 AIR CLEANER
FILTRE A AIR
LUFTREINHEIT

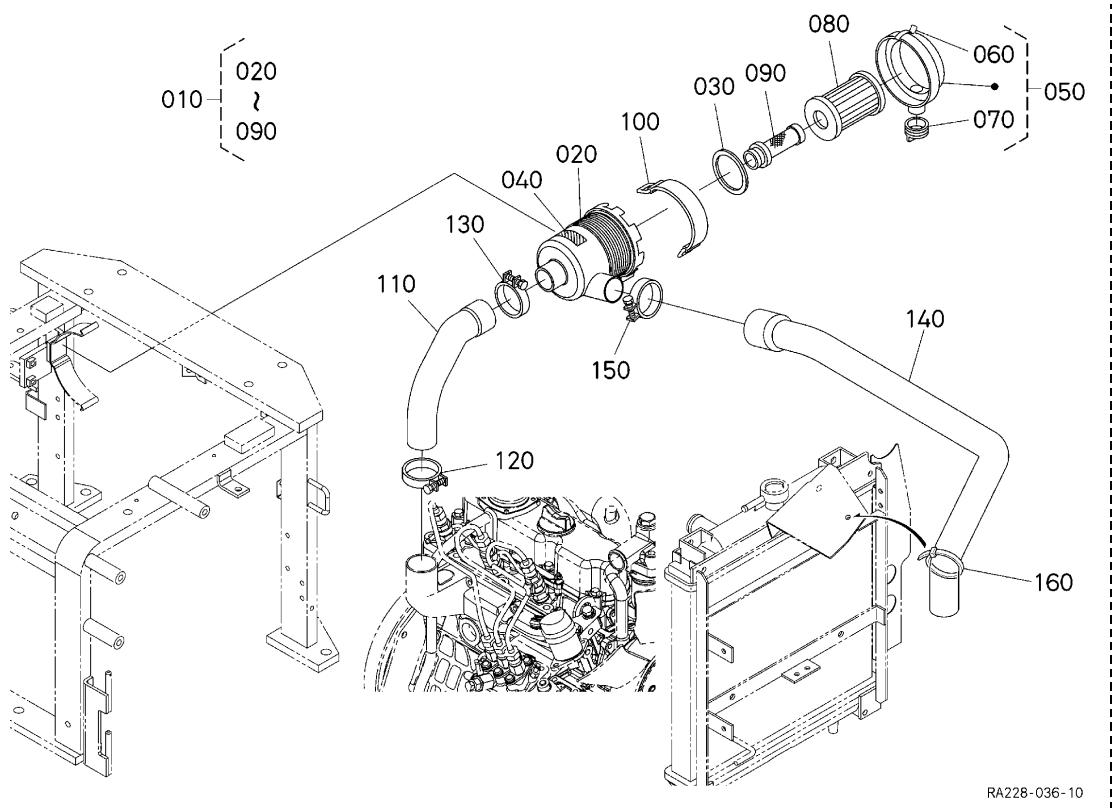

A:U17-3ALPHA

REF.No. POS.No. BILD-Nr.	PART No. REFERENCE BESELL-Nr.	PART NAME	DESIGNATION	BEZEICHNUNG	Q'TY/S.No. Q'TE/No.S. STUECK/S.Nr. A	B	I.C.	REMARKS REMARQUES BEMERKUNGEN
010	RA221-4220-0	ASSY CLEANER,AIR	ENS.FILTRE A AIR	GRP.LUFTFILTER	1	-		
020	6A100-8252-0	BODY,AIR CLEANER	CORPS DE FILTER AIR	LUFTFILTERKOEPER	1	-		
030	6A100-8253-0	GASKET	JOINT	DICHTUNGSPLATTE	1	-		
040	67980-8262-0	LABEL,CAUTION	ETIQUETTE	AUFKLEBER	1	-		
050	6A100-8255-0	ASSY COVER,A/C	ENS.COUVERCLE F/A	GRP.ABDECKUNG	1	-		
060	6A100-8257-0	SPRING	RESSORT	FRUEHLING	2	-		
070	67980-8258-0	VALVE,UNLOADER	SOUPAPE DE DERIVATIO	VENTIL	1	-		
080	6C060-9941-0	ASSY ELEMENT	ENS.ELEMENT	FILTEREINSATZ	1	-		
090	32721-5824-2	ELEMENT,INNER	ELEMENT DE INTEME	INNENELEMENT	1	-		
100	67401-5429-0	BAND,AIR CLEANER	SANGLE	LUFTFILTERBAND	1	-		
110	RA221-4222-0	HOSE,INLET	TUYAU D'ADMISSION	SCHLAUCH	1	-		
120	15261-1172-0	BAND,PIPE	COLLIER DE TUYAU	ROHRBAND	1	-		
130	15221-1172-0	BAND,PIPE	COLLIER DE TUYAU	ROHRBAND	1	-		
140	RA221-4223-0	HOSE,INLET	TUYAU D'ADMISSION	SCHLAUCH	1	-		
150	15221-1172-0	BAND,PIPE	COLLIER DE TUYAU	ROHRBAND	1	-		
160	59700-4145-0	CLAMP	ATTACHE	KLAMMER	1	-		

⟷ Interchangeable; ≠ not interchangeable; ⟵ new for old; ⟶ old for new

0616 MUFFLER SILENCIEUX AUSPUFFTOPF

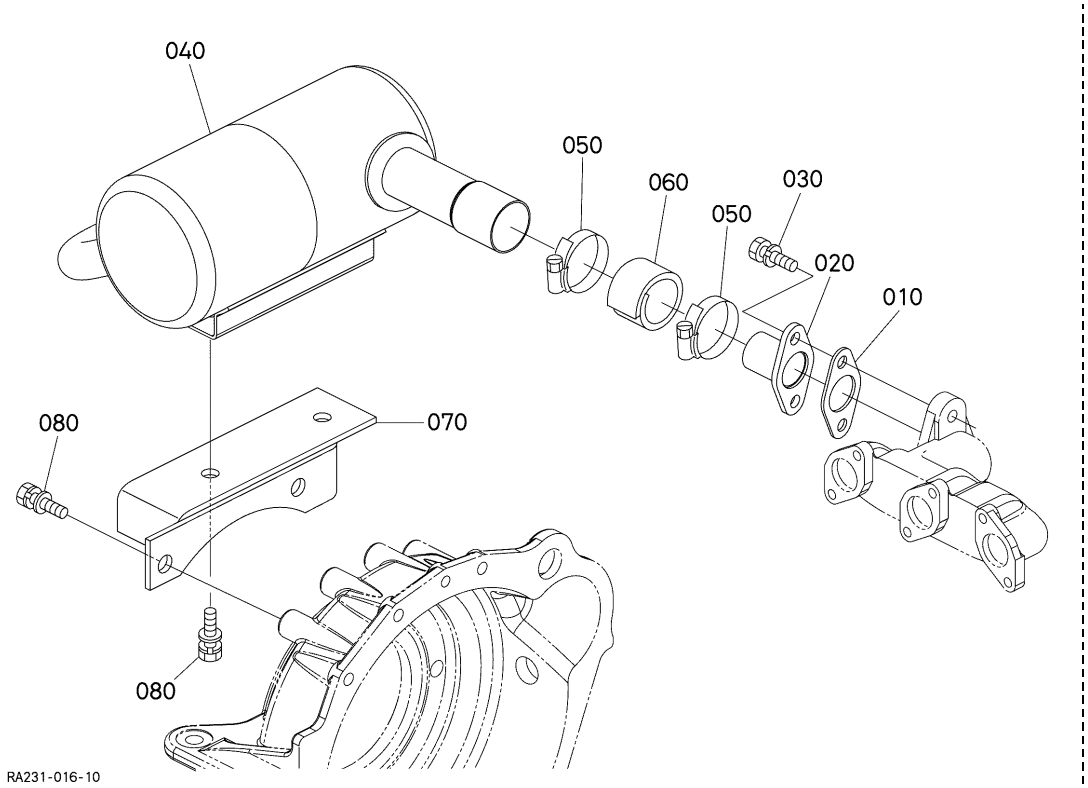

A:U17-3ALPHA

REF.No. POS.No. BILD-Nr.	PART No. REFERENCE BESELL-Nr.	PART NAME	DESIGNATION	BEZEICHNUNG	Q'TY/S.No. Q'TE/No.S. STUECK/S.Nr. A	B	I.C.	REMARKS REMARQUES BEMERKUNGEN
010	15313-1237-0	GASKET,NA	JOINT	DICHTUNGSPLATTE	1	-		
020	RA221-4246-0	FLANGE,MUFFLER	BRIDE DE SILENCIEUX	FLANSCH	1	-		
030	01133-61025	BOLT	VIS	BOLZEN	2	-		
040	RA228-4244-2	MUFFLER	SILENCIEUX	AUSPUFFTOPF	1	-		
050	68311-7283-0	CLAMP,HOSE	COLLIER DE DURITE	SCHLAUCHBINDER	2	-		
060	RD201-4183-2	INSULATION,HEAT	ISOLATION THERMIQUE	HITZE-ISOLATION	1	-		
070	RA231-4242-2	BRACKET,MUFFLER	SUPPORT	TRAEGER,AUSPUFFTOPF	1	-		
080	01135-61020	BOLT	VIS	BOLZEN	4	-		

⟷ Interchangeable; ≠ not interchangeable; ⟵ new for old; ⟶ old for new

090001 UPPER GASKET KIT
JEU DE JOINTS SUPERIEUR
OBERDICHTUNG-GERAET

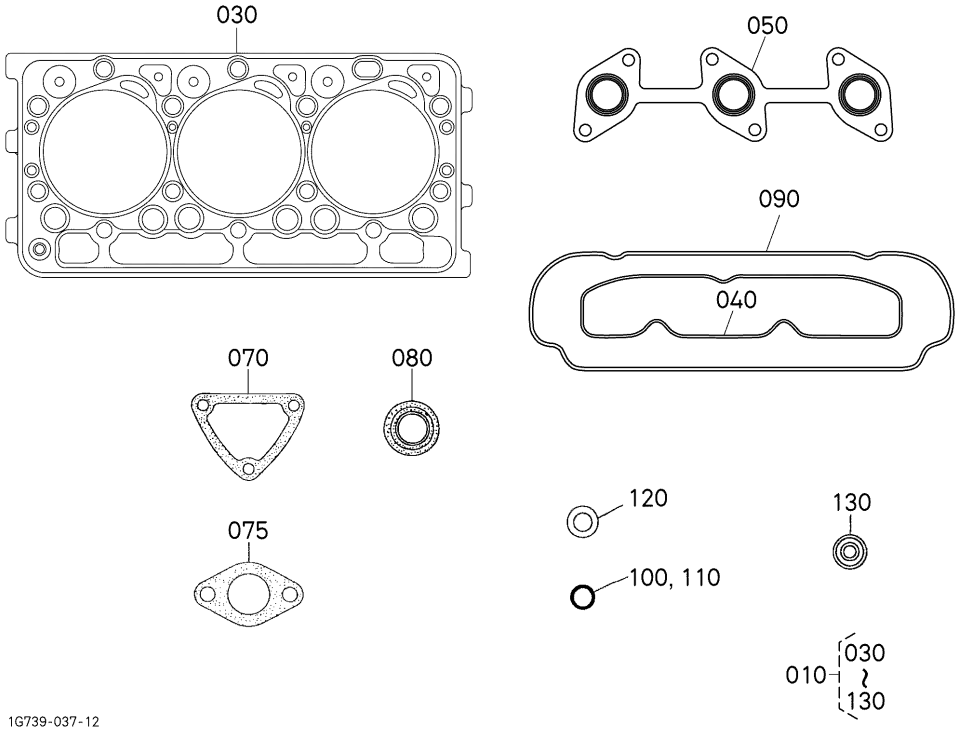

A:D902-BH-1

REF.No. POS.No. BILD-Nr.	PART No. REFERENCE BESELL-Nr.	PART NAME	DESIGNATION	BEZEICHNUNG	Q'TY/S.No. Q'TE/No.S. STUECK/S.Nr. A	B	I.C.	REMARKS REMARQUES BEMERKUNGEN
010	1G470-9935-4	KIT GASKET,UPPER	JEU DE JOINTS SUPER.	OBERDICHTUNGENTAS.	1	-		
020	----	BLANK	BLANC	LEERE SPALTE	-	-		
030	1G962-0331-3	GASKET,CYLINDER HEAD	JOINT DE CULASSE	ZYLINDERKOPFDICHTUNG	1	-		
040	1G962-1182-0	GASKET,IN-MANIFOLD	JOINT DE COLL.ADM.	DICHTUNG ANSAUGROHR	1	-		
050	1G962-1235-0	GASKET,EX-MANIFOLD	JOINT DE COLL.ECHAP.	DICHTUNG,AUSPUFFPOHR	1	-		
060	----	BLANK	BLANC	LEERE SPALTE	-	-		
070	15841-7292-3	GASKET,WATER FLANGE	JOINT DE BRIDE A EAU	DICHTUNGWASSERFLANS.	1	-		
075	16221-7327-0	GASKET,THERMOSTAT	JOINT	DICHTUNG	1	-		
080	11420-1315-0	SEAL,VALVE STEM	JOINT DE SOUPAPE	VENTILDICHTUNG	6	-		
090	1G962-1452-2	GASKET,HEAD COVER	JOINT COUVRE-CULASSE	DICHTUNG,KOPFDECKEL	1	-		
100	1A021-0543-0	O RING,BREATHER	JOINT TORIQUE	O RING	1	-		
110	04814-50300	O RING	JOINT TORIQUE	O RING	1	-		
120	15841-5362-2	GASKET	JOINT	DICHTUNGSPLATTE	3	-		
130	19077-5365-0	SEAL,HEAT	JOINT DE CHALEUR	DICHTUNG	3	-		

⟷ Interchangeable; ≠ not interchangeable; ⟵ new for old; ⟶ old for new

090002 LOWER GASKET KIT
JEU DE JOINTS INFERIEUR
UNTERDICHTUNG-GERAET

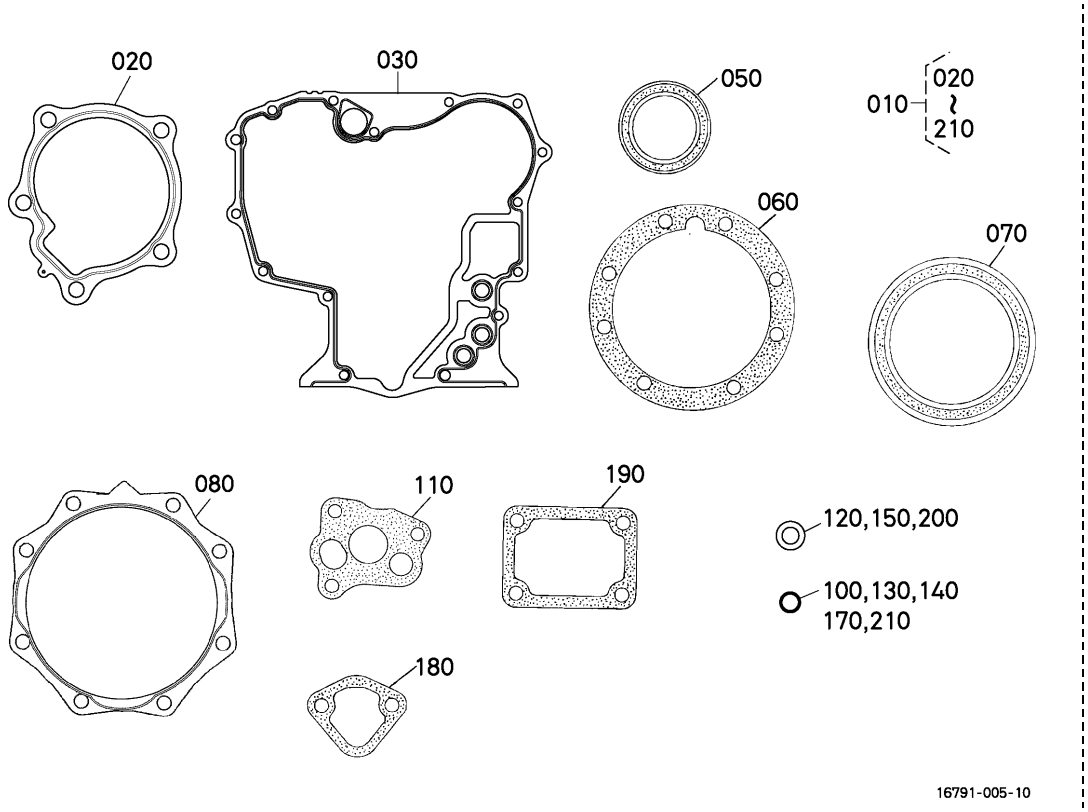

A:D902-BH-1

REF.No. POS.No. BILD-Nr.	PART No. REFERENCE BESELL-Nr.	PART NAME	DESIGNATION	BEZEICHNUNG	Q'TY/S.No. Q'TE/No.S. STUECK/S.Nr. A	B	I.C.	REMARKS REMARQUES BEMERKUNGEN
010	16791-9936-0	KIT GASKET,LOWER	JEU DE JOINTS INFER.	UNTERDICHTUNGENTASC.	1	-		
020	16851-7343-0	GASKET,WATER PUMP	JOINT DE POMPE A EAU	DICHTUNG,WASSERPUMPE	1	-		
030	1G820-0413-0	GASKET,GEAR CASE	JOINT	DICHTUNGGETRIEBEGEH.	1	-		
040	----	BLANK	BLANC	LEERE SPALTE	-	-		
050	15877-0414-0	SEAL,OIL	BAGUE JOINT	OELDICHTUNGSRING	1	-		
060	15852-0436-0	GASKET,BEARING CASE	JOINT CART.DE RLMT	DICHTUNG,LAGER	1	-		
070	1G460-0446-0	SEAL,OIL	BAGUE JOINT	OELDICHTUNGSRING	1	-		
080	15841-0482-3	GASKET,CASE COVER	JOINT DE CARTER FOU	DICHTUNG GEHAEUSEDEC	1	-		
090	----	BLANK	BLANC	LEERE SPALTE	-	-		
100	04814-16220	O RING	JOINT TORIQUE	O RING	1	-		
110	16851-3515-2	GASKET,OIL PUMP NA	JOINT POMPE A HUILE	DICHTUNG,OELPUMPE	1	-		
120	15601-9665-0	GASKET	JOINT	DICHTUNGSPLATTE	1	-		
130	04814-00160	O RING	JOINT TORIQUE	O RING	1	-		
140	04814-10070	O RING	JOINT TORIQUE	O RING	1	-		
150	15601-9665-0	GASKET	JOINT	DICHTUNGSPLATTE	2	-		
160	----	BLANK	BLANC	LEERE SPALTE	-	-		
170	04814-10160	O RING	JOINT TORIQUE	O RING	1	-		
180	16264-5214-0	GASKET,FUEL PUMP	JOINT DE POMP.CARB.	DICHTUNG,PUMPE	1	-		
190	15841-5721-2	GASKET,CONTROL PLATE	JOINT,PLAQUE CONTR.	DICHTUNG	1	-		
200	04717-01320	WASHER,WITH RUBBER	JOINT EN CAOUTCHOUC	GUMMIUNTERLAGE	1	-		
210	04814-06310	O RING	JOINT TORIQUE	O RING	1	-		

⟷ Interchangeable; ≠ not interchangeable; ⟵ new for old; ⟶ old for new

A001 OIL DRAIN PIPE
TUYAU DE VIDANGE D'HUILE
OELABLAUFROHR

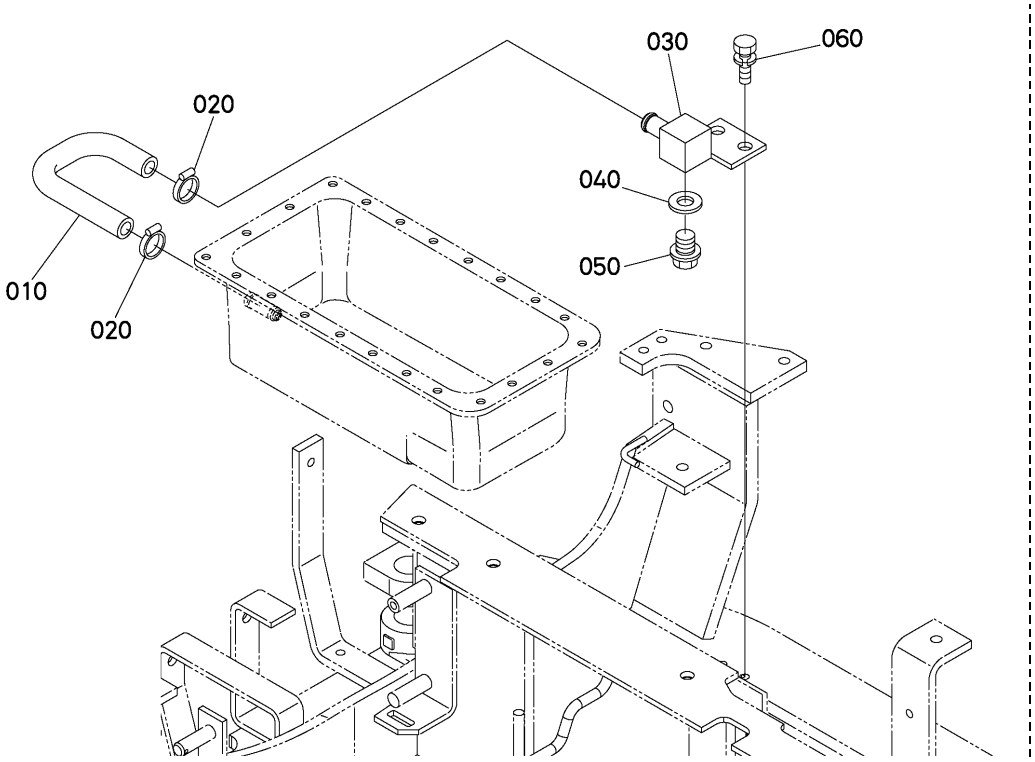

RA231-017-10

A:U17-3ALPHA

REF.No. POS.No. BILD-Nr.	PART No. REFERENCE BESELL-Nr.	PART NAME	DESIGNATION	BEZEICHNUNG	Q'TY/S.No. Q'TE/No.S. STUECK/S.Nr. A	B	I.C.	REMARKS REMARQUES BEMERKUNGEN
010	RA231-4219-0	HOSE,OIL DRAIN	TUYAU PURGE	SCHLAUCH	1	-		
020	RC101-6458-0	CLAMP,HOSE	COLLIER DE DURITE	SCHLAUCHBINDER	2	-		
030	RA221-4239-0	JOINT	RACCORD	SCHALTUNG	1	-		
040	04717-01600	WASHER,WITH RUBBER	JOINT EN CAOUTCHOUC	GUMMIUNTERLAGE	1	-		
050	R1401-4284-0	PLUG,DRAIN	BOUCHON DE VIDANGE	ENTLEERUNGSSTOPFEN	1	-		
060	01133-61020	BOLT	VIS	BOLZEN	2	-		

⟷ Interchangeable; ≠ not interchangeable; ⟵ new for old; ⟶ old for new

A200 ACCEL LEVER
LEVIER D'ACCELERATEUR
BESCHLEUNIGER

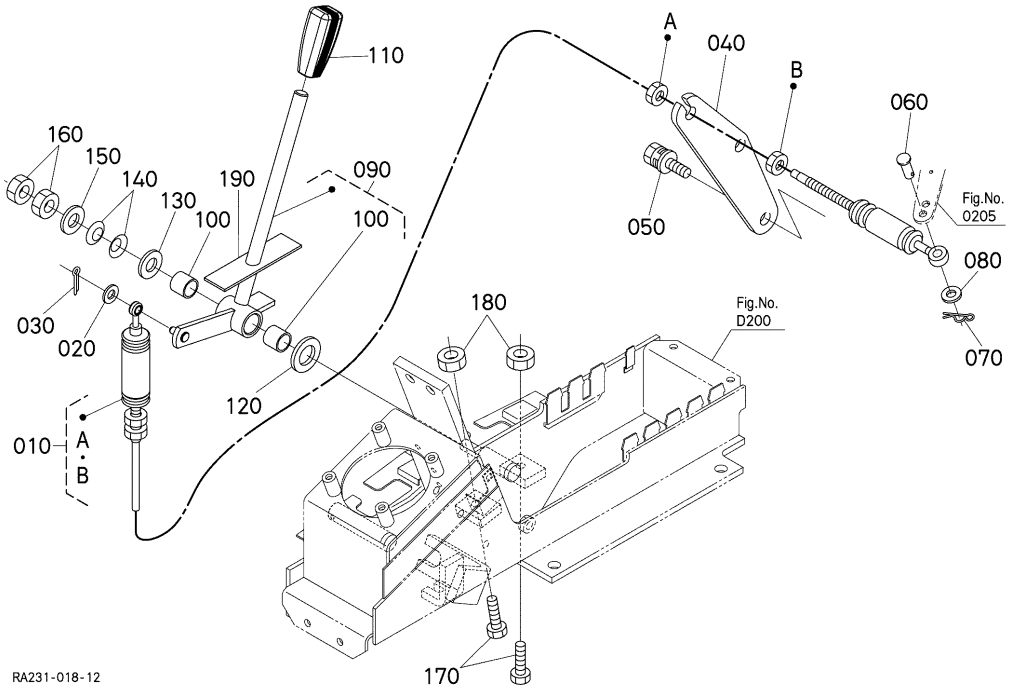

A:U17-3ALPHA

REF.No. POS.No. BILD-Nr.	PART No. REFERENCE BESELL-Nr.	PART NAME	DESIGNATION	BEZEICHNUNG	Q'TY/S.No. Q'TE/No.S. STUECK/S.Nr. A	B	I.C.	REMARKS REMARQUES BEMERKUNGEN
010	RA221-3515-0	CABLE,ACCEL	CABLE DE L'ACCELERAT	HANDGASKABEL	1	-		
020	04013-60060	WASHER,PLAIN	RONDELLE FREIN	SCHEIBE	1	-		
030	05511-51612	PIN,SPLIT	GOUPILLE FENDUE	SPLINTSTIFT	1	-		
040	RB238-3521-0	SUPPORT,ACCEL	SUPPORT L'ACCELERATE	HANDGASTRAEGER	1	-		
050	01123-60816	BOLT	VIS	BOLZEN	2	-		
060	69191-3531-0	PIN,JOINT	GOUPILLE	STIFT	1	-		
070	52300-3411-0	PIN,SNAP	GOUPILLE BETA	SICHERUNGSSTIFT	1	-		
080	04013-60060	WASHER,PLAIN	RONDELLE FREIN	SCHEIBE	1	-		
090	RA231-3510-0	ASSY LEVER,ACCEL.	LEVIER D'ACCEL.	GRP.BESCHLEUNIGER	1	-		
100	08511-01615	BUSH	BAGUE	BUCHSE	2	-		
110	55611-3146-0	GRIP,LEVER	POIGNEE DE LEVIER	GRIFF	1	-		
120	04011-60160	WASHER,PLAIN	RONDELLE FREIN	SCHEIBE	1	-		
130	04013-60100	WASHER,PLAIN	RONDELLE FREIN	SCHEIBE	1	-		
140	68721-6574-0	SPRING,PLATE	RONDELLE BELLEVILLE	FEDER-PLATTE	2	-		
150	04013-60100	WASHER,PLAIN	RONDELLE FREIN	SCHEIBE	1	-		
160	02118-60100	NUT	ECROU	MUTTER	2	-		
170	01155-60830	BOLT	VIS	BOLZEN	2	-		
180	02114-60080	NUT	ECROU	MUTTER	2	-		
190	RA221-6577-0	SEAL,BLADE LEVER	BAGUE JOINT	OELDICHTRING	1	-		

⟷ Interchangeable; ≠ not interchangeable; ⟵ new for old; ⟶ old for new

A300 FUEL PIPING
TUYAUTAGE DE CARBURANT
KRAFTSTOFFLEITUNGEN

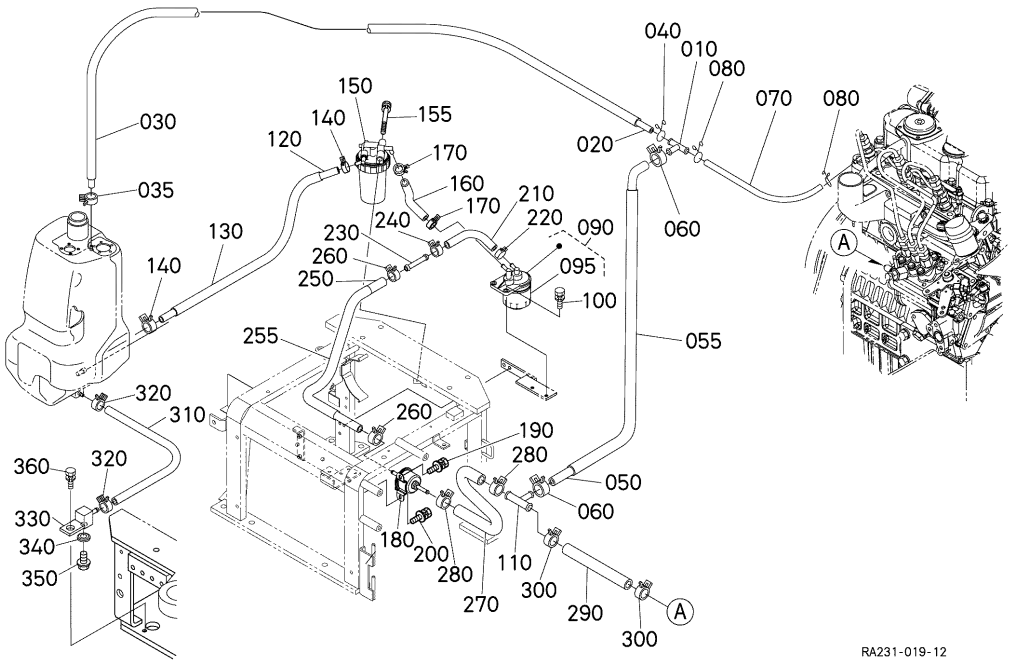

A:U17-3ALPHA

REF.No. POS.No. BILD-Nr.	PART No. REFERENCE BESELL-Nr.	PART NAME	DESIGNATION	BEZEICHNUNG	Q'TY/S.No. Q'TE/No.S. STUECK/S.Nr. A	B	I.C.	REMARKS REMARQUES BEMERKUNGEN
010	17454-4236-0	JOINT,T-PIPE	RACCORD DE TUYAU	VERBINDUNGSSTUECK	1	-		
020	09664-40550	TUBE,FUEL	TUYAU	KRAFTSTOFFROHR	1	-		
030	RA021-5132-2	TUBE	TUYAU	SCHLAUCH	1	-		
035	09318-88085	CLAMP,HOSE	COLLIER DE DURITE	SCHLAUCHBINDER	1	-		
040	14971-4275-0	CLIP,PIPE	ATTACHE	ROHRKLEMME	1	-		
050	09664-70230	TUBE,FUEL	TUYAU	KRAFTSTOFFROHR	1	-		
055	RP321-5123-2	TUBE	TUYAU	SCHLAUCH	1 <=10878	-		
055	RB411-5144-3	TUBE	TUYAU	SCHLAUCH	1 >=10879	-	↔	
060	14911-4275-0	CLIP,PIPE	ATTACHE	ROHRKLEMME	2	-		
070	09664-40150	TUBE,FUEL	TUYAU	KRAFTSTOFFROHR	1	-		
080	14971-4275-0	CLIP,PIPE	ATTACHE	ROHRKLEMME	2	-		
090	52000-2680-0	ASSY FILTER,FUEL	ENS.FILTRE,COMBUST	GRP.KRAFTSTOFFILTER	1	-		
095	15221-4317-0	ELEMENT,FILTER	ELEMENT DE FILTRE	FILTEREINSATZ	1	-		
100	01123-60820	BOLT	VIS	BOLZEN	2	-		
110	RB411-5132-0	JOINT,PIPE	RACCORD DE TUYAU	ROHRSCHALTUNG	1	-		
120	09664-71250	TUBE,FUEL	TUYAU	KRAFTSTOFFROHR	1	-		
130	RC441-5147-2	TUBE	TUYAU	SCHLAUCH	1	-		
140	14911-4275-0	CLIP,PIPE	ATTACHE	ROHRKLEMME	2	-		
150	58201-2574-0	SEPARATOR,WATER	SEPARATION	ZWISCHENSTUECK	1 <=10600	-		
150	RA238-5140-0	SEPARATOR,WATER	SEPARATION	ZWISCHENSTUECK	1 >=10601	-	≠	
155	01123-50860	BOLT	VIS	BOLZEN	1	-		
160	09664-70220	TUBE,FUEL	TUYAU	KRAFTSTOFFROHR	1	-		
170	14911-4275-0	CLIP,PIPE	ATTACHE	ROHRKLEMME	2	-		
180	RD411-5135-3	ASSY PUMP,FUEL	ENS.POMPE D'ALIMEN.	GRP.KRAFTSTOFFPUMPE	1	-		
190	01025-60616	BOLT	VIS	BOLZEN	1	-		
200	01125-60816	BOLT	VIS	BOLZEN	1	-		
210	11420-4211-0	PIPE,FUEL	TUYAU DE COMBUSTIBLE	KRAFTSTOFFROHR	1	-		
220	14911-4275-0	CLIP,PIPE	ATTACHE	ROHRKLEMME	1	-		
230	69181-5132-0	JOINT,PIPE	RACCORD DE TUYAU	VERBINDUNGSSTUECK	1	-		
240	14911-4275-0	CLIP,PIPE	ATTACHE	ROHRKLEMME	1	-		

↔ Interchangeable; ≠ not interchangeable; ← new for old; → old for new

A300 FUEL PIPING
TUYAUTAGE DE CARBURANT
KRAFTSTOFFLEITUNGEN

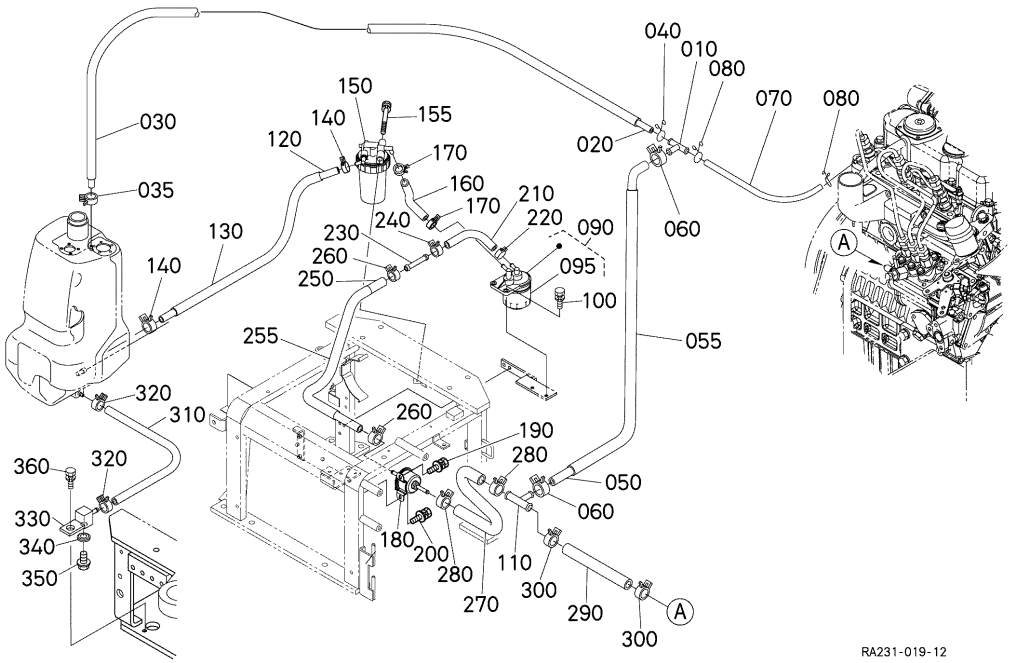

A:U17-3ALPHA

REF.No. POS.No. BILD-Nr.	PART No. REFERENCE BESELL-Nr.	PART NAME	DESIGNATION	BEZEICHNUNG	Q'TY/S.No. Q'TE/No.S. STUECK/S.Nr. A	B	I.C.	REMARKS REMARQUES BEMERKUNGEN
250	09664-70525	TUBE,FUEL	TUYAU	KRAFTSTOFFROHR	1	-		
255	RA021-5131-2	TUBE	TUYAU	SCHLAUCH	1	-		
260	14911-4275-0	CLIP,PIPE	ATTACHE	ROHRKLEMME	2	-		
270	09664-70210	TUBE,FUEL	TUYAU	KRAFTSTOFFROHR	1	-		
280	14911-4275-0	CLIP,PIPE	ATTACHE	ROHRKLEMME	2	-		
290	09664-70170	TUBE,FUEL	TUYAU	KRAFTSTOFFROHR	1	-		
300	14911-4275-0	CLIP,PIPE	ATTACHE	ROHRKLEMME	2	-		
310	09664-50100	TUBE,FUEL	TUYAU	KRAFTSTOFFROHR	1	-		
320	09318-88085	CLAMP,HOSE	COLLIER DE DURITE	SCHLAUCHBINDER	2	-		
330	RA231-5118-0	JOINT	RACCORD	SCHALTUNG	1	-		
340	04717-01000	WASHER,WITH RUBBER	JOINT EN CAOUTCHOUC	GUMMIUNTERLAGE	1	-		
350	06331-45010	PLUG	BOUCHON	STOPFEN	1	-		
360	01135-61020	BOLT	VIS	BOLZEN	2	-		

⟷ Interchangeable; ≠ not interchangeable; ⟵ new for old; ⟶ old for new

A30201 SEPARATOR (COMPONENT PARTS)
SEPARATEUR (PARTIES COMPOSANTES)
SEPARATOR (EINZEL-TEIL)

S.No.;A:<=10600

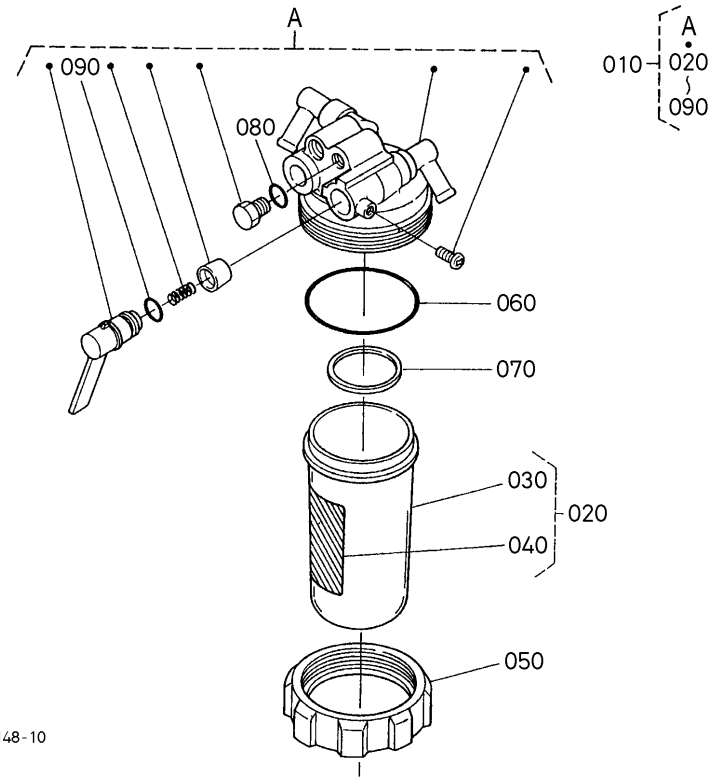

A:U17-3ALPHA

REF.No. POS.No. BILD-Nr.	PART No. REFERENCE BESELL-Nr.	PART NAME	DESIGNATION	BEZEICHNUNG	Q'TY/S.No. Q'TE/No.S. STUECK/S.Nr. A	B	I.C.	REMARKS REMARQUES BEMERKUNGEN
010	58201-2574-0	SEPARATOR,WATER	SEPARATION	ZWISCHENSTUECK	1	-		
020	15831-4310-0	ASSY CUP,FILTER	ENS.CHAPEAU DE FILTR	GRP.FILTERTOPF	1	-		
030	16271-4358-0	CUP,FILTER	CHAPEAU DE FILTRE	FILTERTOPF	1	-		
040	15831-8746-2	LABEL	ETIQUETTE	AUFKLEBER	1	-		
050	16271-4359-0	RING,RETAINING	BAGUE DE RETENUE	HALTERING	1	-		
060	16271-4357-0	O RING,FILTER CUP	JOINT	O RING	1	-		
070	15831-4325-0	FLOAT	FLOTTEUR	SCHWIMMER	1	-		
080	04817-00060	O RING	JOINT TORIQUE	O RING	1	-		
090	14301-4384-0	O RING,LEVER	JOINT TORIQUE LVR.	O RING, HEBEL	1	-		

⟷ Interchangeable; ≠ not interchangeable; ⟵ new for old; ⟶ old for new

A30202 SEPARATOR (COMPONENT PARTS)
SEPARATEUR (PARTIES COMPOSANTES)
SEPARATOR (EINZEL-TEIL)

S.No.;A:>=10601

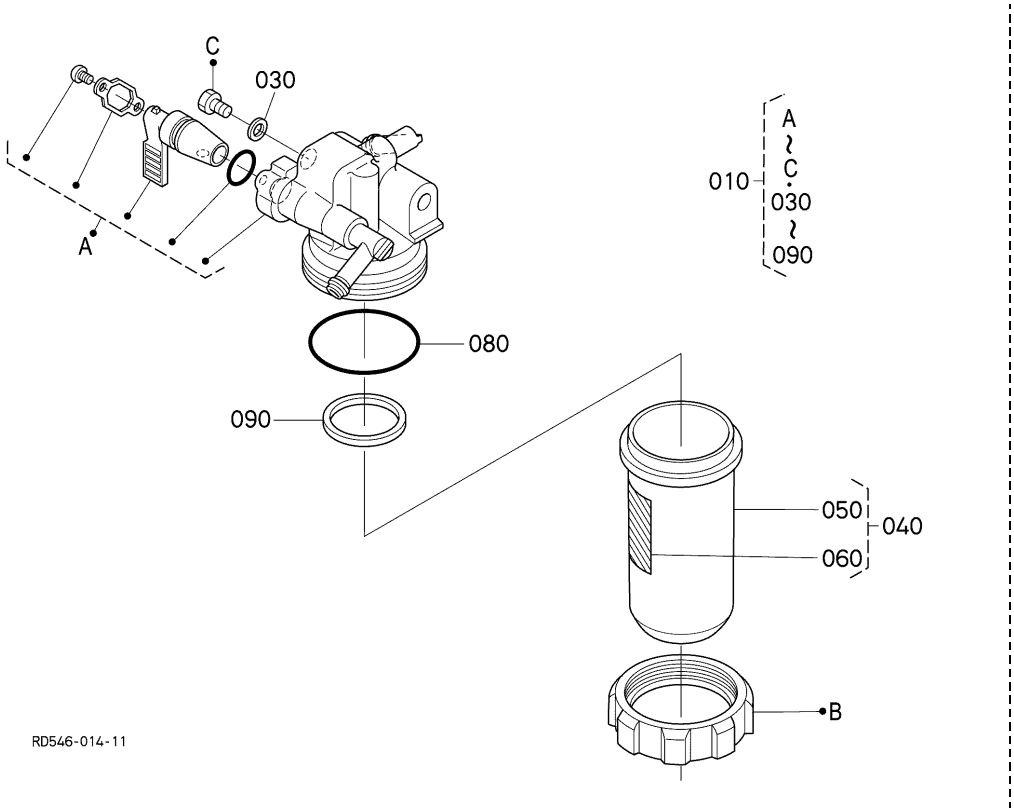

A:U17-3ALPHA

REF.No. POS.No. BILD-Nr.	PART No. REFERENCE BESELL-Nr.	PART NAME	DESIGNATION	BEZEICHNUNG	Q'TY/S.No. Q'TE/No.S. STUECK/S.Nr. A	B	I.C.	REMARKS REMARQUES BEMERKUNGEN
010	RA238-5140-0	SEPARATOR,WATER	SEPARATION	ZWISCHENSTUECK	1	-		
020	----	BLANK	BLANC	LEERE SPALTE	-	-		
030	1G311-4334-0	GASKET	JOINT	DICHTUNGSPLATTE	1	-		
040	1G311-4310-0	ASSY CUP,FILTER	ENS.CHAPEAU DE FILTR	GRP.FILTERTOPF	1	-		
050	1G311-4358-0	CUP,FILTER	CHAPEAU DE FILTRE	FILTERTOPF	1	-		
060	1G311-8746-0	LABEL	ETIQUETTE	AUFKLEBER	1	-		
070	----	BLANK	BLANC	LEERE SPALTE	-	-		
080	1G311-4357-0	O RING	JOINT TORIQUE	O RING	1	-		
090	1G311-4325-0	FLOAT	FLOTTEUR	SCHWIMMER	1	-		

⟷ Interchangeable; ≠ not interchangeable; ⟵ new for old; ⟶ old for new

A303 FUEL TANK
RESERVOIR A CARBURANT
KRAFTSTOFFTANK

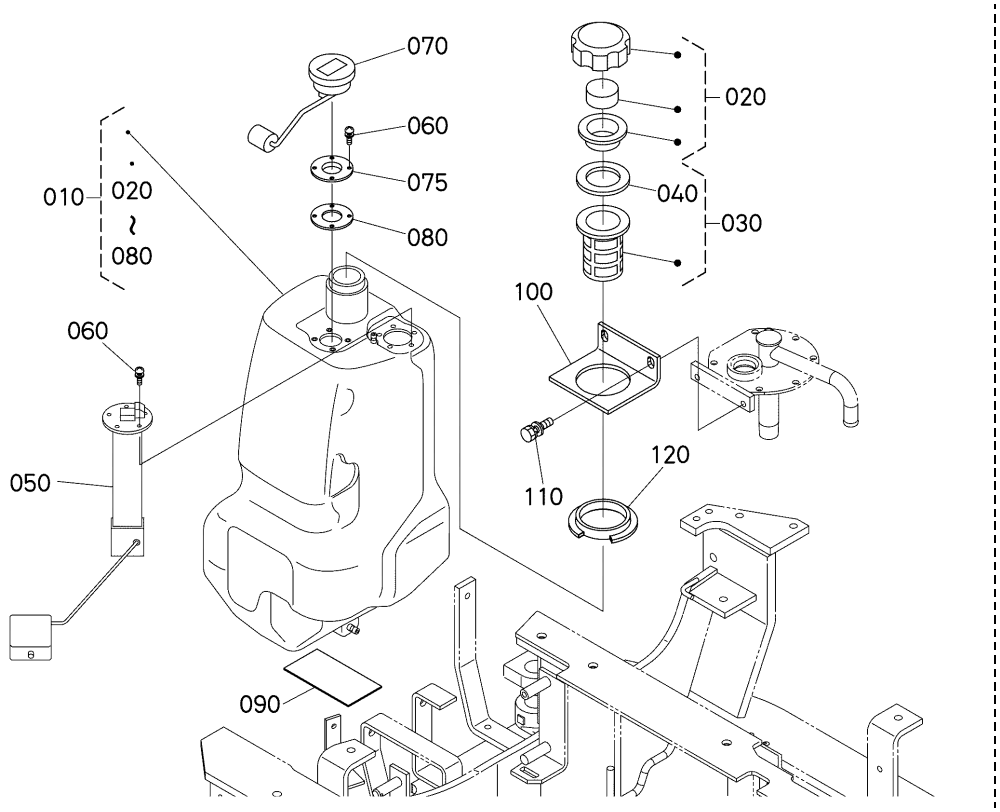

A:U17-3ALPHA

REF.No. POS.No. BILD-Nr.	PART No. REFERENCE BESELL-Nr.	PART NAME	DESIGNATION	BEZEICHNUNG	Q'TY/S.No. Q'TE/No.S. STUECK/S.Nr. A	B	I.C.	REMARKS REMARQUES BEMERKUNGEN
010	RA231-5110-0	ASSY TANK,FUEL	RESERVOIR A CARBURAN	KRAFTSTOFFBEHAELTER	1	-		
020	68701-5112-0	ASSY CAP,FUEL	ENS.BOUCHON,FILTRE	GRP.VERSCHLUSS,TANK	1	-		
030	35450-4106-0	ASSY FILTER,FUEL	ENS.FILTRE,COMBUST	GRP.KRAFTSTOFFILTER	1	-		
040	10211-4134-0	GASKET	JOINT	DICHTUNGSPLATTE	1	-		
050	RA231-5125-0	SENSOR,FUEL	JAUGE	SENSOR	1	-		
060	03024-50512	SCREW,WITH WASHER	VIS	SCHRAUBE	9	-		
070	18400-4170-0	ASSY GAUGE,F/LEVEL	ENS.INDICATEUR DES	GRP.LIMNIMETERBRENN.	1	-		
075	RA221-5115-0	PLATE	PLAQUE	PLATTE	1	-		
080	RA221-5117-0	GASKET	JOINT	DICHTUNGSPLATTE	1	-		
090	RA221-5114-0	CUSHION	COUSSIN	KISSEN	1	-		
100	RA221-5113-4	RETAINER,F TANK	SUPPORT DE RESERVOIR	HALTESCHEIBE,TANK	1	-		
110	01135-61020	BOLT	VIS	BOLZEN	2	-		
120	RA221-5116-0	CUSHION	COUSSIN	KISSEN	1	-		

⟷ Interchangeable; ≠ not interchangeable; ⟵ new for old; ⟶ old for new

B400 BATTERY BATTERIE BATTERIE

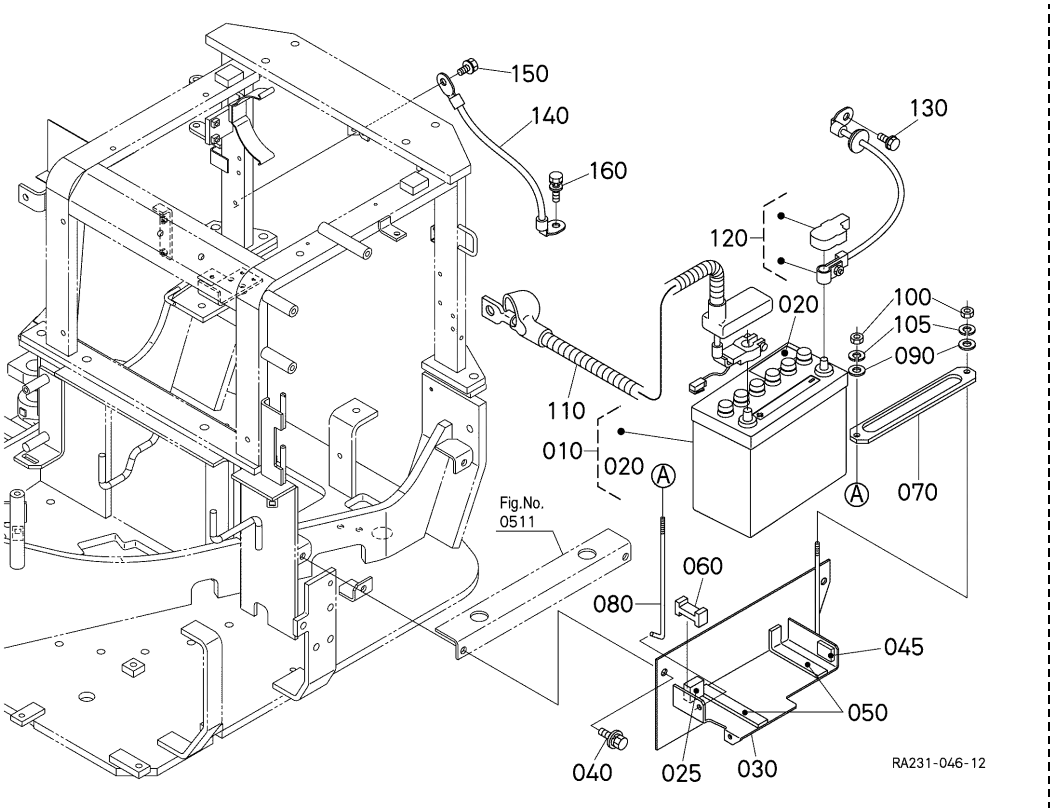

A:U17-3ALPHA

REF.No. POS.No. BILD-Nr.	PART No. REFERENCE BESELL-Nr.	PART NAME	DESIGNATION	BEZEICHNUNG	Q'TY/S.No. Q'TE/No.S. STUECK/S.Nr. A	B	I.C.	REMARKS REMARQUES BEMERKUNGEN
010	----	BATTERY	BATTERIE	BATTERIE	1	-		55B24R
020	6A320-5559-0	LABEL,BATTERY	ETIQUETTE	AUFKLEBER	1	-		
025	RA021-3812-0	CUSHION	COUSSIN	KISSEN	1	-		
030	RA231-5321-0	PLATE,BATTERY	PLAQUE	PLATTE	1	-		
040	01135-61025	BOLT	VIS	BOLZEN	3	-		
045	RC348-6308-0	CUSHION	COUSSIN	KISSEN	1	-		
050	RA021-5119-0	CUSHION	COUSSIN	KISSEN	2	-		
060	T1060-4448-0	CUSHION	COUSSIN	KISSEN	1	-		
070	RA221-5326-4	RETAINER,BATTERY	SUPPORT DE BATTERIE	BATTERIEARRETIERUNG	1	-		
080	T1270-4012-0	BOLT,HOOK	CROCHET FILETE	BOLZEN,LASTHAKEN	1	-		
090	04015-60060	WASHER,PLAIN	RONDELLE FREIN	SCHEIBE	2	-		
100	02552-50060	NUT,LOCK	CONTRE-ECROU	MUTTER	2	-		
105	04512-60060	WASHER,SPRING	RONDELLE GROWER	FEDERRING	2	-		
110	RA221-5322-4	CORD,BATTERY(+)	CORDE DE BATTERIE (+	SCHNUR,BATTERIE(+)	1	-		
120	RA231-5326-0	CORD,BATTERY(-)	CABLE DE BATTERIE	SCHNUR,BATTERIE(-)	1	-		
130	T1060-3037-0	BOLT	VIS	BOLZEN	1	-		
140	RA221-5324-2	CORD,BODY EARTH	CABLE,PRISE DE TERRE	KABEL,ERDUNG	1	-		
150	T1060-3037-0	BOLT	VIS	BOLZEN	1	-		
160	01135-61020	BOLT	VIS	BOLZEN	1	-		

⟷ Interchangeable; ≠ not interchangeable; ⟵ new for old; ⟶ old for new

B402 TIMER AND HORN
TEMPORISATEUR, AVERTISSEUR
ZEITZEICHENGEBER, HUPE

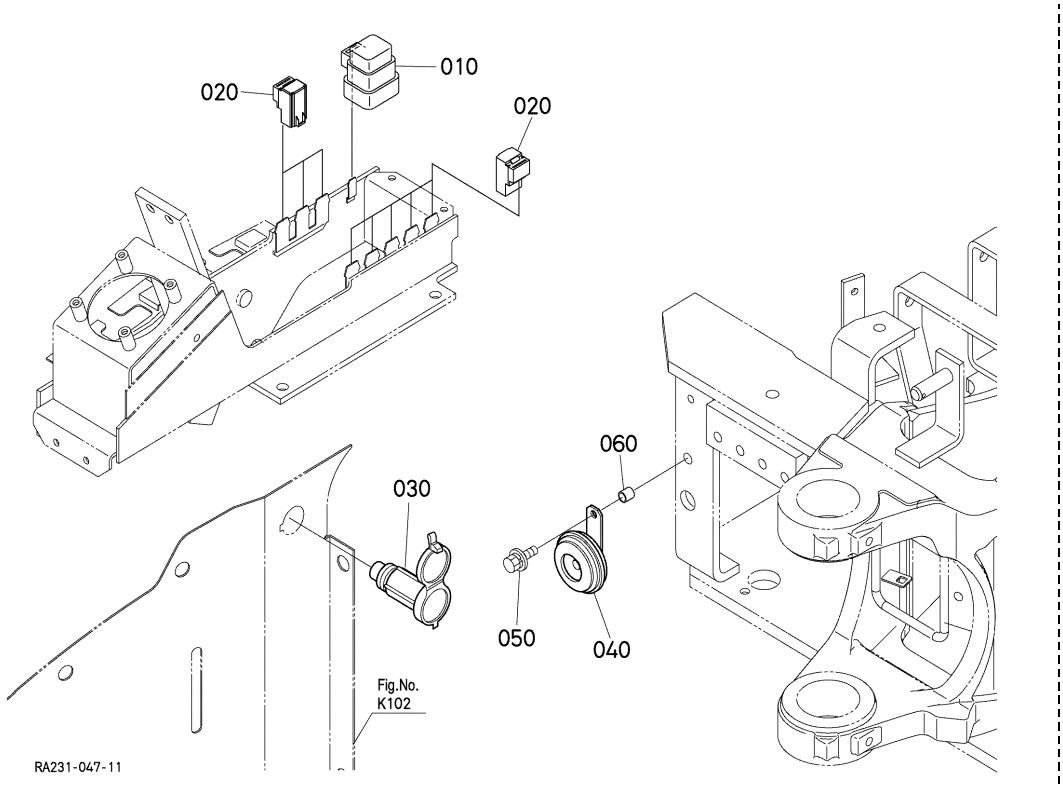

A:U17-3ALPHA

REF.No. POS.No. BILD-Nr.	PART No. REFERENCE BESELL-Nr.	PART NAME	DESIGNATION	BEZEICHNUNG	Q'TY/S.No. Q'TE/No.S. STUECK/S.Nr. A	B	I.C.	REMARKS REMARQUES BEMERKUNGEN
010	T1060-3371-0	RELAY, GLOW	RELAIS	RELAIS	1	-		
020	T1060-3372-0	RELAY, STARTER	RELAIS	RELAIS	8	-		
030	RC418-5345-0	ASSY SOCKET	ENS. PRISE	GRP. STECKBUCHSE	1	-		
040	RD809-5371-0	ASSY HORN	ENS. AVERTISSEUR	GRP. HUPE	1	-		
050	01125-60816	BOLT	VIS	BOLZEN	1	-		
060	36919-8262-0	COLLAR	COLLIER	HUELSE	1	-		

⟷ Interchangeable; ≠ not interchangeable; ⟵ new for old; ⟶ old for new

B404 SWITCH AND METER
INTERRUPTEUR, METRE
SCHALTER, ZAEHLER

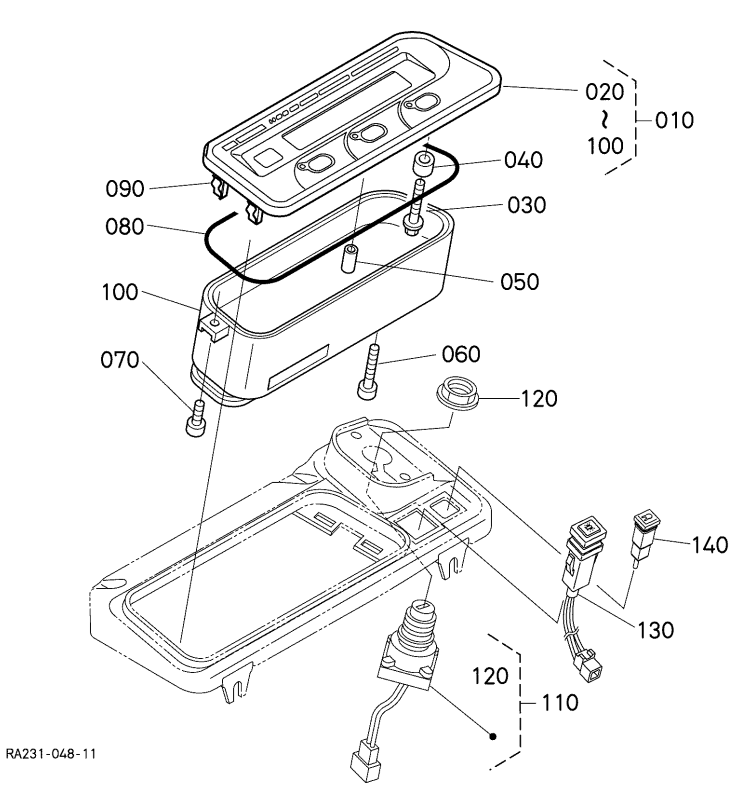

A:U17-3ALPHA

REF.No. POS.No. BILD-Nr.	PART No. REFERENCE BESELL-Nr.	PART NAME	DESIGNATION	BEZEICHNUNG	Q'TY/S.No. Q'TE/No.S. STUECK/S.Nr. A	B	I.C.	REMARKS REMARQUES BEMERKUNGEN
010	RB449-5311-4	ASSY METER	COMPTEUR	MONTAGE, ZAEHLER	1	-		
020	RB237-5316-0	ASSY PANEL	ENS.PANNEAU	GRP.FUELLUNG	1	-		
030	RC411-5317-0	SCREW, TAPPING	VIS	SCHRAUBE	4	-		
040	RC411-5318-0	SPACER	ENTRETOISE	DISTANZSCHEIBE	7	-		
050	RC411-5319-0	SPACER	ENTRETOISE	DISTANZSCHEIBE	1	-		
060	RC411-5307-0	SCREW, TAPPING	VIS	SCHRAUBE	3	-		
070	RC411-5308-0	SCREW, TAPPING	VIS	SCHRAUBE	2	-		
080	RC411-5309-0	GASKET	JOINT	DICHTUNG	1	-		
090	RC411-5313-0	NUT	ECROU	MUTTER	4	-		
100	RC411-5314-0	CASE	CARTER	GEHAEUSE	1	-		
110	RC461-5396-0	SWITCH, STARTER	CONTACTEUR A CLE	ANLASSERSCHALTER	1 <=10362	-		
110	RC461-5396-2	SWITCH, STARTER	CONTACTEUR A CLE	ANLASSERSCHALTER	1 >=10363	-	←	
120	RC461-5394-0	NUT	ECROU	MUTTER	1	-		
130	RB237-5341-0	SWITCH, BEACON	INTERRUPTEUR	SCHALTER	1	-		
140	RB237-5343-0	LAMP	LAMPE	LAMPE	1	-		

↔ Interchangeable; ≠ not interchangeable; ← new for old; → old for new

B406 LIGHT LAMPE LAMPE

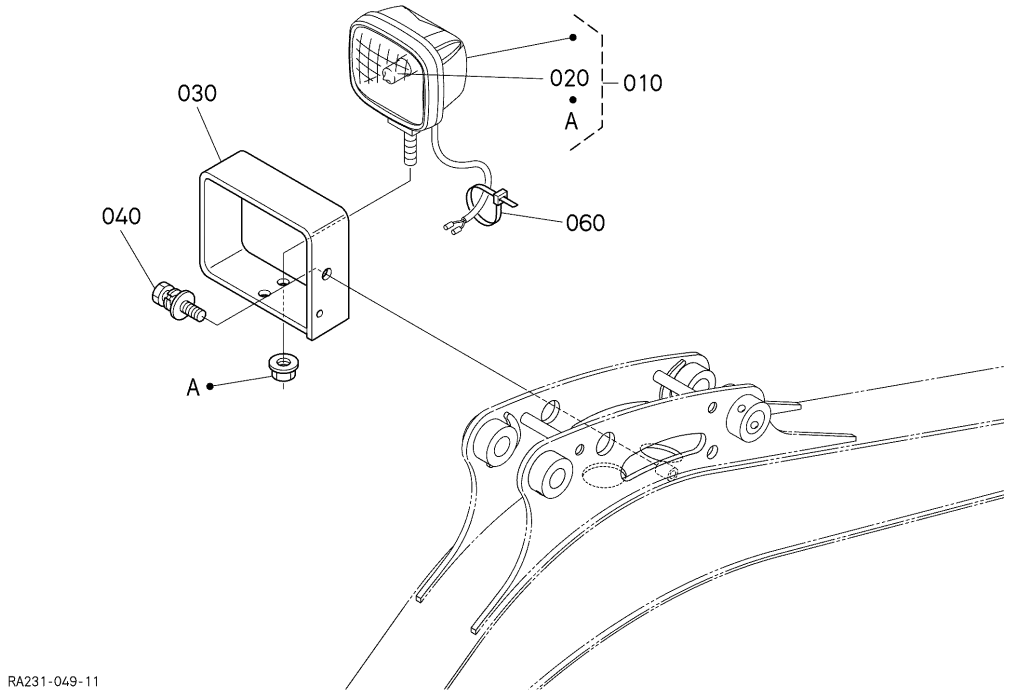

A:U17-3ALPHA

REF.No. POS.No. BILD-Nr.	PART No. REFERENCE BESELL-Nr.	PART NAME	DESIGNATION	BEZEICHNUNG	Q'TY/S.No. Q'TE/No.S. STUECK/S.Nr. A	B	I.C.	REMARKS REMARQUES BEMERKUNGEN
010	3G710-7591-0	LIGHT,WORK	PHARE DE TRAVAIL	LAMPE	1	-		
020	3G710-7590-0	BULB	AMPOULE	GLUEHLAMPE	1	-		
030	RC418-5358-0	GUARD,LIGHT	PROTECTEURPHARIE	SCHUTZLAMPE	1	-		
040	01135-61025	BOLT	VIS	BOLZEN	1	-		
050	----	BLANK	BLANC	LEERE SPALTE	-	-		
060	35340-2938-0	CLAMP,CORD	ATTACHE-FILS	KABELKLEMME	1	-		

⟷ Interchangeable; ≠ not interchangeable; ⟵ new for old; ⟶ old for new

B40801 ELECTRICAL WIRING
FAISCEAU DE CABLES
KABELGESCHIRR

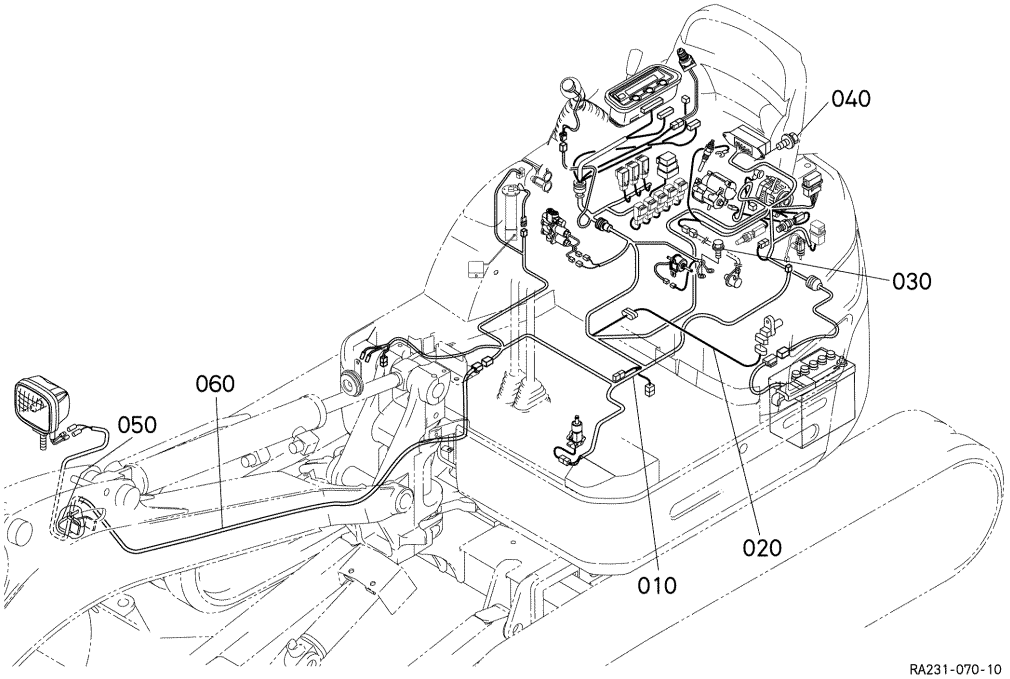

A:U17-3ALPHA

REF.No. POS.No. BILD-Nr.	PART No. REFERENCE BESELL-Nr.	PART NAME	DESIGNATION	BEZEICHNUNG	Q'TY/S.No. Q'TE/No.S. STUECK/S.Nr. A	B	I.C.	REMARKS REMARQUES BEMERKUNGEN
010	RA238-5341-2	WIRE HARNESS,MAIN	HARNESS DE FIL	KABELGESCHIRR	1	-		
020	RA231-5333-0	WIRE HARNESS,SENSOR	HARNESS DE FIL	KABELGESCHIRR	1	-		
030	T1060-3037-0	BOLT	VIS	BOLZEN	2	-		
040	01025-60620	BOLT	VIS	BOLZEN	2	-		
050	53581-6415-0	BAND,CORD	ATTACHE CABLE	KORDBAND	1	-		
060	RB237-5336-3	WIRE HARNESS,FRONT	FILS ELECTRIQUE AV.	KABELGESCHIRR	1	-		

⟷ Interchangeable; ≠ not interchangeable; ⟵ new for old; ⟶ old for new

B40802 ELECTRICAL WIRING
FAISCEAU DE CABLES
KABELGESCHIRR

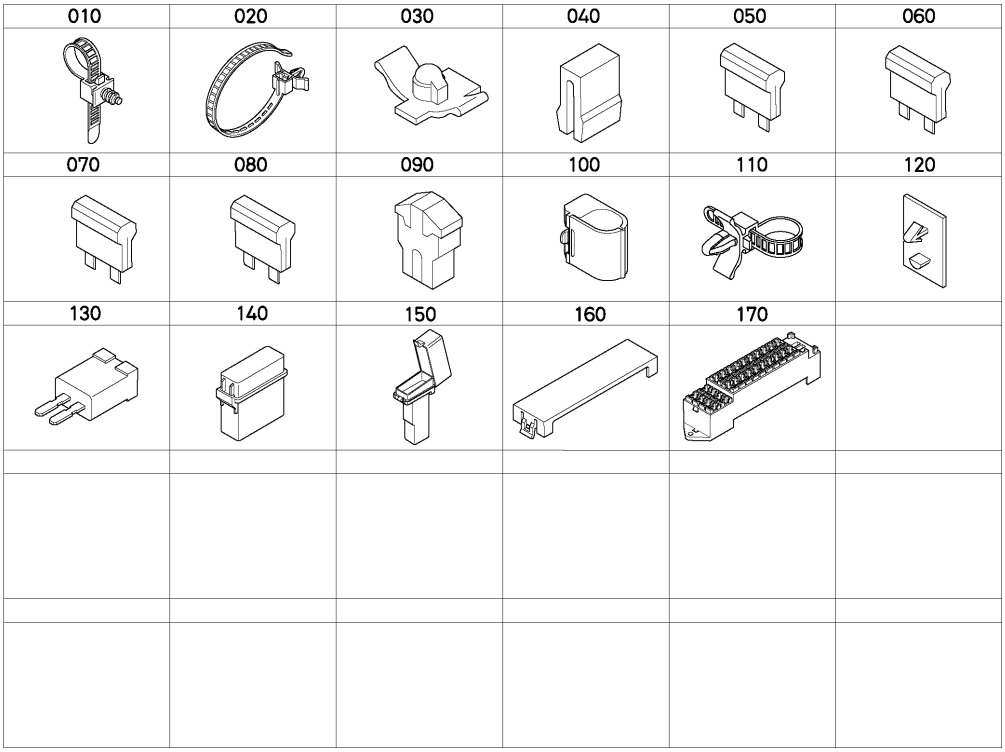

RA231-051-10

A:U17-3ALPHA

REF.No. POS.No. BILD-Nr.	PART No. REFERENCE BESELL-Nr.	PART NAME	DESIGNATION	BEZEICHNUNG	Q'TY/S.No. Q'TE/No.S. STUECK/S.Nr. A	B	I.C.	REMARKS REMARQUES BEMERKUNGEN
010	RP421-5411-0	CLAMP	ATTACHE	KLAMMER	6	-		7047-3566-30
020	RP421-5413-0	CLAMP	ATTACHE	KLAMMER	6	-		7047-3413-30
030	RD411-5414-0	CLAMP	ATTACHE	KLAMMER	4	-		7147-5955-99
040	RP421-5425-0	TEETH,FUSE	DENTS DE FUSIBLE	ZAHUNG	1	-		7147-9178
050	T1060-3043-0	FUSE	FUSIBLE	SICHERUNG	7	-		5A
060	T1060-3044-0	FUSE	FUSIBLE	SICHERUNG	6	-		10A
070	T1060-3045-0	FUSE	FUSIBLE	SICHERUNG	4	-		15A
080	T1060-3046-0	FUSE	FUSIBLE	SICHERUNG	2	-		20A
090	RC411-5398-0	FUSE	FUSIBLE	SICHERUNG	3	-		50A
100	RP421-5416-0	CLAMP	ATTACHE	KLAMMER	1	-		7047-5728-10
110	RP421-5414-0	CLAMP	ATTACHE	KLAMMER	3	-		7047-3640-30
120	RP421-5417-0	CLIP	ATTACHE	SCHELLE	1	-		7047-4986
130	RP421-5421-0	DIODE	DIODE	DIODE	1	-		7321-9822
140	RD431-5415-0	CASE	CARTER	GEHAEUSE	1	-		7157-5470
150	RC431-5415-0	CASE	CARTER	GEHAEUSE	1	-		361897-0713
160	RC441-5423-0	COVER	COUVERCLE	DECKEL	1	-		361897-0543
170	RC441-5427-0	CASE	CARTER	GEHAEUSE	1	-		361897-0533

⟷ Interchangeable; ≠ not interchangeable; ⟵ new for old; ⟶ old for new

B410 ANTI-THEFT ALARM SYSTEM
DISPOSITIF D'ALARM ANTIVOL
DIEBSTAHLWARNANLAGE

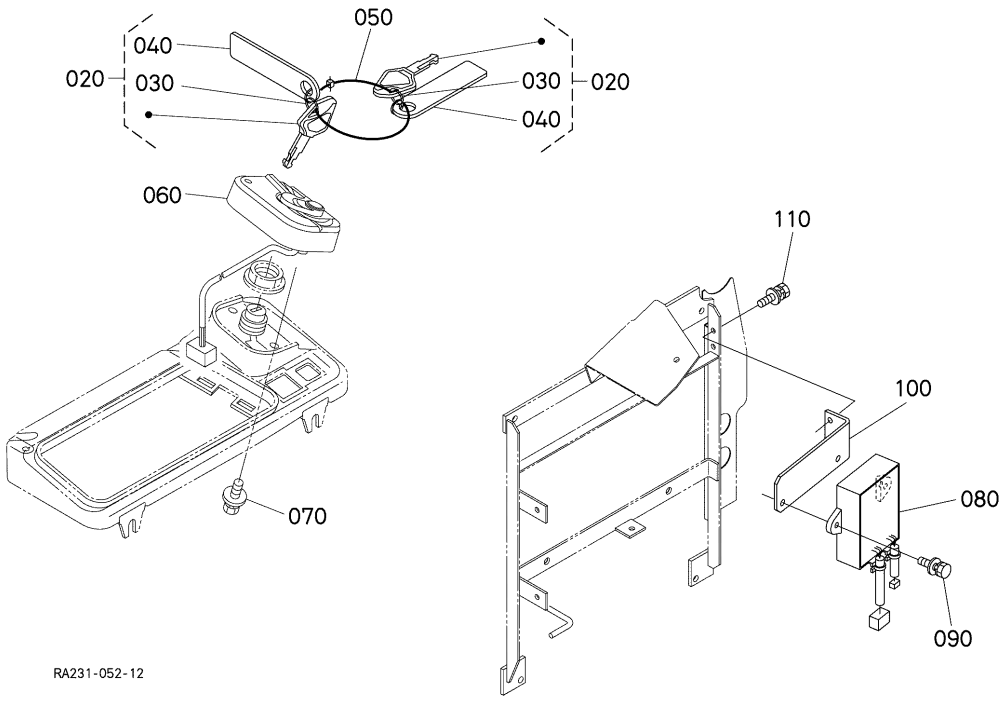

A:U17-3ALPHA

REF.No. POS.No. BILD-Nr.	PART No. REFERENCE BESELL-Nr.	PART NAME	DESIGNATION	BEZEICHNUNG	Q'TY/S.No. Q'TE/No.S. STUECK/S.Nr. A	B	I.C.	REMARKS REMARQUES BEMERKUNGEN
010	----	BLANK	BLANC	LEERE SPALTE	-	-		
020	RC461-9321-0	KEY(B USER)	CLEF(B USAGER)	SCHLUESSEL(B ANWEN.)	2	-		
030	RC441-9325-0	RING	BAGUE	RING	2	-		
040	RC441-9327-0	PLATE,MODEL	PLAQUE DE MODELE	MODELL-PLATTE	2	-		
050	RC441-9326-0	CLAMP	ATTACHE	KLEMME	1	-		
060	RC467-9320-2	KIT ANTENNA	ENS.ANTENNE	GRP.ANTENNE	1 <=10118	-		
060	RC467-9320-3	KIT ANTENNA	ENS.ANTENNE	GRP.ANTENNE	1 >=10119	-	←	
070	01205-60612	BOLT	VIS	BOLZEN	2	-		
080	----	UNIT CONTROL	BLOC DE GESTION	FUEHRUNG BLOCK	1	-		
090	01205-60616	BOLT	VIS	BOLZEN	2	-		
100	RA221-9312-2	BRACKET,ANTI-THEFT	SUPPORT DE DISPOSIT.	HALTER,DIEBSTAHLWAR.	1	-		
110	01205-60616	BOLT	VIS	BOLZEN	2	-		

↔ Interchangeable; ≠ not interchangeable; ← new for old; → old for new

C000 PUMP HOUSING
CARTER DE POMPE
GEHAEUSE

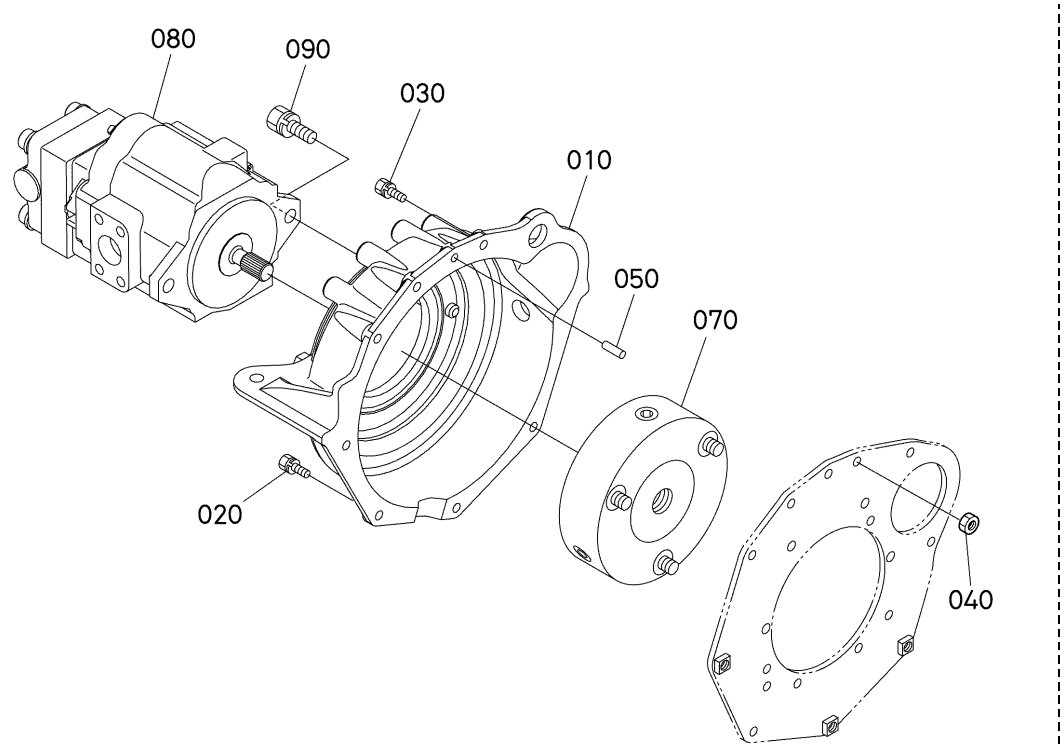

A:U17-3ALPHA

REF.No. POS.No. BILD-Nr.	PART No. REFERENCE BESELL-Nr.	PART NAME	DESIGNATION	BEZEICHNUNG	Q'TY/S.No. Q'TE/No.S. STUECK/S.Nr. A	B	I.C.	REMARKS REMARQUES BEMERKUNGEN
010	RB238-4261-2	HOUSING,PUMP	CARTER DE POMPE	PUMPENGEHAEUSE	1	-		
020	01123-60825	BOLT	VIS	BOLZEN	5	-		
030	01123-60825	BOLT	VIS	BOLZEN	2	-		
040	02114-60080	NUT	ECROU	MUTTER	2	-		
050	05012-00814	PIN,STRAIGHT	GOUPILLE CYLINDLIQUE	ZYLINDERSTIFT	1	-		
060	----	BLANK	BLANC	LEERE SPALTE	-	-		
070	RB238-4262-0	COUPLING	ACCOUPLEMENT	KUPPLUNG	1	-		
080	RB238-6111-2	ASSY PUMP,PISTON	ENS.POMPE PISTONS	GRP.PUMPEKOLBEN	1	-		
090	01133-61230	BOLT	VIS	BOLZEN	2	-		

⟷ Interchangeable; ≠ not interchangeable; ⟵ new for old; ⟶ old for new

C200 PISTON PUMP COMPONENT PARTS
POMPE DE PISTONS ET PARTIES COMPOSANTES
KOLBENPUMPE UND EINZEL-TEIL

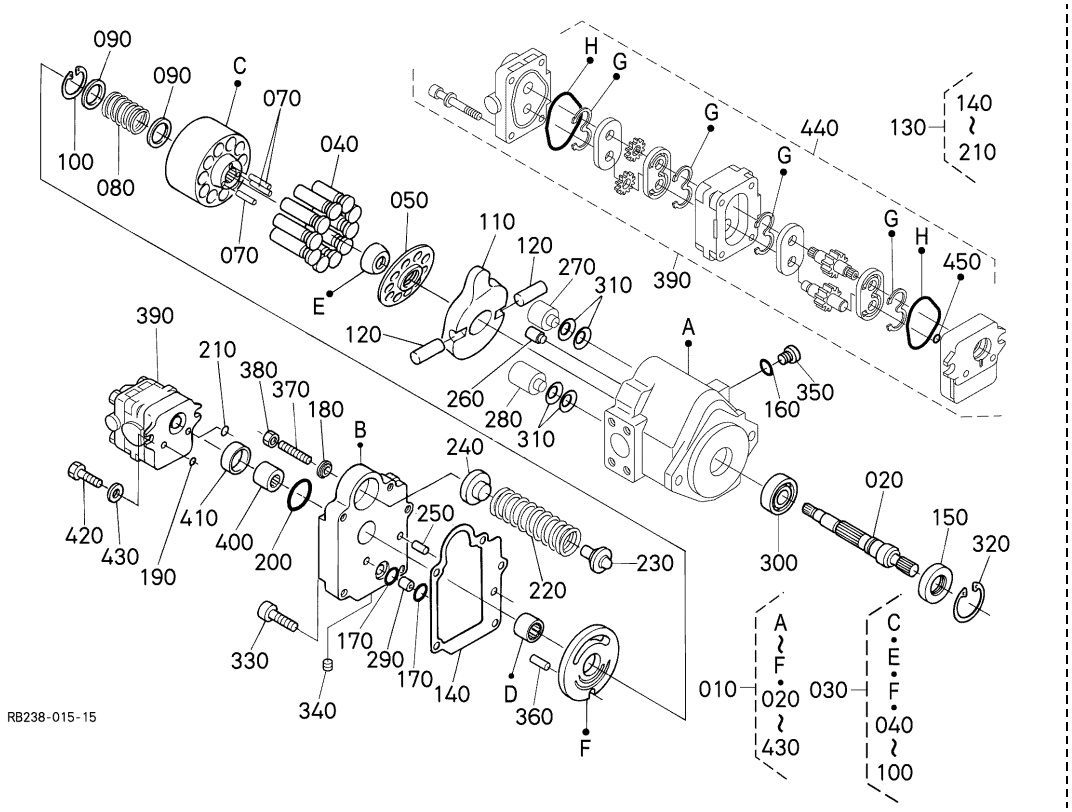

A:U17-3ALPHA

REF.No. POS.No. BILD-Nr.	PART No. REFERENCE BESELL-Nr.	PART NAME	DESIGNATION	BEZEICHNUNG	Q'TY/S.No. Q'TE/No.S. STUECK/S.Nr. A	B	I.C.	REMARKS REMARQUES BEMERKUNGEN
010	RB238-6111-2	ASSY PUMP,PISTON	ENS.POMPE PISTONS	GRP.PUMPEKOLBEN	1	-		
020	RB238-6916-0	SHAFT	ARBRE	WELLE	1	-		
030	RB238-6907-2	ASSY CYLINDER	ENS.CYLINDER	GRP.ZYLINDER	1	-		
040	RB238-6908-0	ASSY PISTON	PISTON COMPLETTE	GRP.KOLBEN	10	-		
050	RB238-6921-0	HOLDER	SUPPORT	HALTER	1	-		
060	----	BLANK	BLANC	LEERE SPALTE	-	-		
070	RB238-6918-0	PIN	GOUPILLE	STIFT	3	-		
080	RB238-6915-0	SPRING	RESSORT	FEDER	1	-		
090	RB238-6923-0	RETAINER	SUPPORT	HALTESCHEIBE	2	-		
100	04611-00280	CIR CLIP,INTERNAL	CIRCLIP	SPRENGRING	1	-		
110	RB238-6917-0	PLATE	PLAQUE	PLATTE	1	-		
120	RB401-6903-0	PIN	GOUPILLE	STIFT	2	-		
130	RB238-6909-0	KIT SEAL	TROUSSE DE JOINT	DICHTUNGBAUSATZ	1	-		
140	RB238-6922-0	GASKET	JOINT	DICHTUNGSPLATTE	1	-		
150	RB238-6935-0	SEAL,OIL	BAGUE JOINT	OELDICHTUNGSRING	1	-		
160	04817-00110	O RING	JOINT TORIQUE	O RING	1	-		
170	04817-00080	O RING	JOINT TORIQUE	O RING	2	-		
180	RB401-6939-0	WASHER,SEAL	RONDELLE DE JOINT	DICHTSCHEIRE	1	-		
190	04817-00070	O RING	JOINT TORIQUE	O RING	1	-		
200	04810-50550	O RING	JOINT TORIQUE	O RING	1	-		
210	04817-00080	O RING	JOINT TORIQUE	O RING	1	-		
220	RB238-6901-0	SPRING	RESSORT	FEDER	1	-		
230	RB238-6902-0	HOLDER,SPRING	SUPPORT DE RESSORT	HALTERUNG	1	-		
240	RB238-6903-0	GUIDE,SPRING	GUIDAGE DE RESSORT	FEDERKETTEN	1	-		
250	RB401-6931-0	PIN	GOUPILLE	STIFT	1	-		
260	RB401-6909-0	ROD	BIELLETTE	STANGEN	1	-		
270	RB238-6905-0	PIN	GOUPILLE	STIFT	1	-		
280	RB238-6906-0	PIN	GOUPILLE	STIFT	1	-		
290	RB401-6910-0	PIN	GOUPILLE	STIFT	1	-		
300	08101-06004	BEARING,BALL	ROULEMENT A BILLES	KUGELLAGER	1	-		

⟷ Interchangeable; ≠ not interchangeable; ⟵ new for old; ⟶ old for new

C200 PISTON PUMP COMPONENT PARTS
POMPE DE PISTONS ET PARTIES COMPOSANTES
KOLBENPUMPE UND EINZEL-TEIL

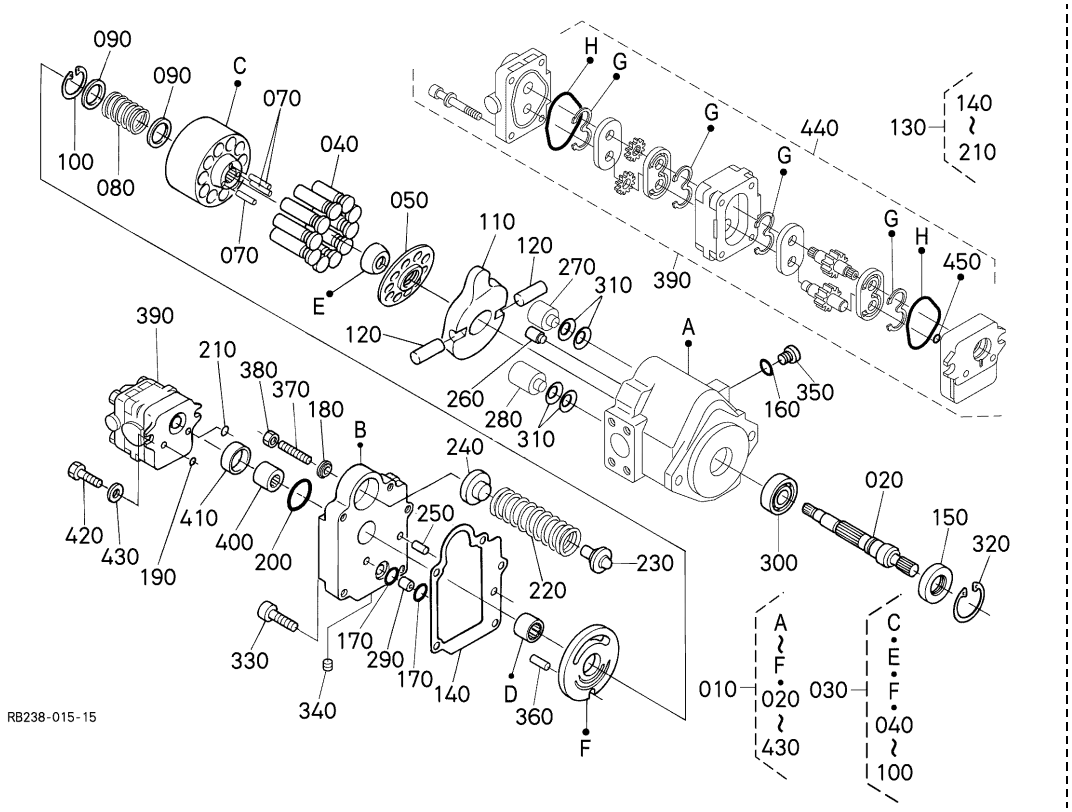

A:U17-3ALPHA

REF.No. POS.No. BILD-Nr.	PART No. REFERENCE BESELL-Nr.	PART NAME	DESIGNATION	BEZEICHNUNG	Q'TY/S.No. Q'TE/No.S. STUECK/S.Nr. A	B	I.C.	REMARKS REMARQUES BEMERKUNGEN
310	RB238-6934-0	SPRING,PLATE	RONDELLE BELLEVILLE	FEDER-PLATTE	8	-		
320	04611-00420	CIR CLIP,INTERNAL	CIRCLIP	SPRENGRING	1	-		
330	01311-11040	BOLT,HEX-SOC-HD	VIS	BOLZEN	4	-		
340	RC401-6919-0	PLUG	BOUCHON	STOPFEN	4	-		
350	RB401-6926-0	PLUG	BOUCHON	STOPFEN	1	-		
360	05411-00512	PIN,SPRING	GOUPILLE-RESSORT	STIFT,FRUEHLING	1	-		
370	RB401-6937-0	SCREW,SET	VIS D'ARRET	ANSCHLAGSCHRAUBE	1	-		
380	RC401-6929-0	NUT,LOCK	CONTRE-ECROU	MUTTER	1	-		
390	RB238-6941-0	ASSY PUMP,GEAR	ENS.POMPE ENGREN	GRP.PUMPE,GETR	1	-		
400	RB401-6904-0	COUPLING	ACCOUPLEMENT	KUPPLUNG	1	-		
410	RB401-6919-0	COLLAR	COLLIER	HUELSE	1	-		
420	RB401-6942-0	BOLT	VIS	BOLZEN	2	-		
430	RB401-6943-0	WASHER,PLAIN	RONDELLE FREIN	SCHEIBE	2	-		
440	RB238-6942-0	KIT SEAL	TROUSSE DE JOINT	DICHTUNGBAUSATZ	1	-		
450	04816-00060	O RING	JOINT TORIQUE	O RING	1	-		

⟷ Interchangeable; ≠ not interchangeable; ⟵ new for old; ⟶ old for new

C300 DRIVE MOTOR AND COMPONENT PARTS
MOTEUR DE VOYAGE ET PARTIES COMPOSANTES
MOTOR UND EINZEL-TEIL

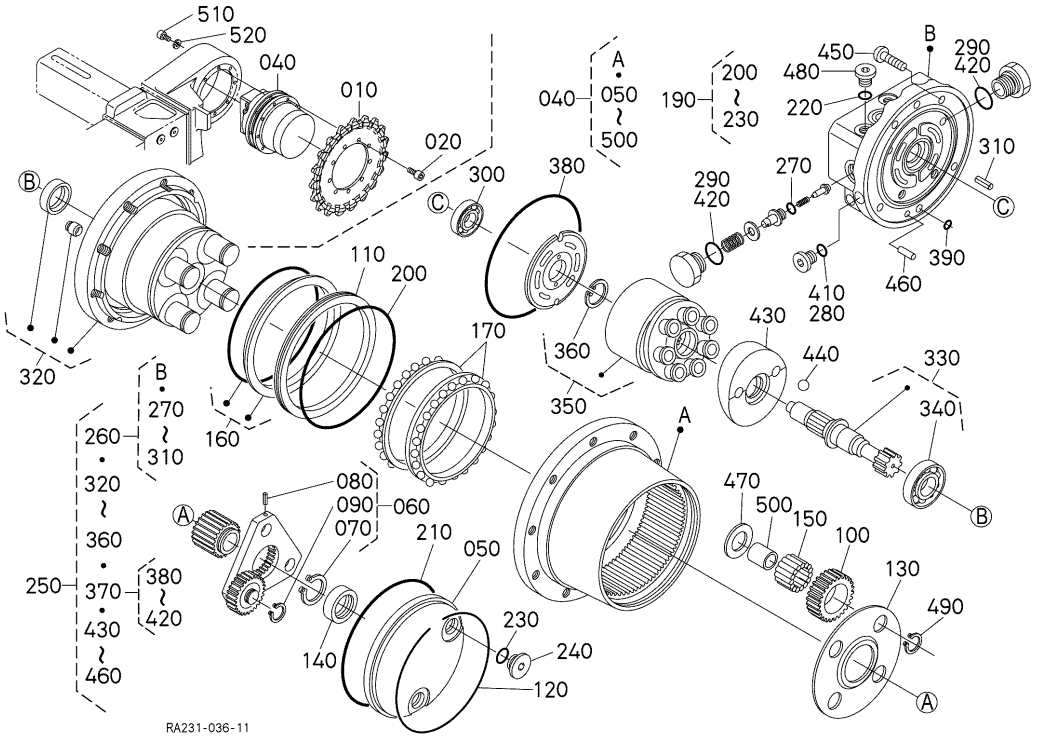

A:U17-3ALPHA

REF.No. POS.No. BILD-Nr.	PART No. REFERENCE BESELL-Nr.	PART NAME	DESIGNATION	BEZEICHNUNG	Q'TY/S.No. Q'TE/No.S. STUECK/S.Nr. A	B	I.C.	REMARKS REMARQUES BEMERKUNGEN
010	RA231-1443-0	SPROCKET,DRIVE	VITESSES DE BARBOTIN	REGELUNGSVENTILFEDER	2	-		
020	01311-11020	BOLT,HEX-SOC-HD	VIS	BOLZEN	18	-		
030	----	BLANK	BLANC	LEERE SPALTE	-	-		
040	RA251-6129-2	ASSY MOTOR,WHEEL	ENS.MOTEUR DE ROUE	GRP.MOTOR	2	-		
050	RB238-7812-0	COVER	COUVERCLE	DECKEL	2	-		
060	RB238-7802-0	ASSY GEAR	ENS.ENGRENAGE	GRP.GETRIEBE	2	-		
070	04612-00260	CIR CLIP,EXTERNAL	CIRCLIP	SPRENGRING,AUSSEN	2	-		
080	05411-00312	PIN,SPRING	GOUPILLE-RESSORT	STIFT,FRUEHLING	6	-		
090	RB238-7826-0	CIR CLIP,EXTERNAL	CIRCLIP	SPRENGRING,AUSSEN	6	-		
100	RB238-7813-0	GEAR	ENGRENAGE	GETRIEBE	8	-		
110	RB238-7814-0	RING,SEAL	BAGUE	RING	2	-		
120	RB238-7815-0	RING,SNAP	BAGUE ELASTIQUE	VERSCHLUSSRING	2	-		
130	RA251-7816-0	PLATE	PLAQUE	PLATTE	2	-		
140	RB238-7817-0	RING,SLIDE	BAGUE CURSEUR	SCHIEBERRING	2	-		
150	RA251-7818-0	NEEDLE	POINTEAU	NADEL	192	-		
160	RB238-7819-0	SEAL	JOINT	DICHTUNGEN	2	-		
170	RB238-7821-0	BEARING	ROULEMENT	LAGER	4	-		
180	----	BLANK	BLANC	LEERE SPALTE	-	-		
190	RB238-7803-0	KIT SEAL	TROUSSE DE JOINT	DICHTUNGBAUSATZ	2	-		
200	04811-51300	O RING	JOINT TORIQUE	O RING	2	-		
210	RB238-7828-0	O RING	JOINT TORIQUE	O RING	2	-		
220	04817-00110	O RING	JOINT TORIQUE	O RING	4	-		
230	04817-00140	O RING	JOINT TORIQUE	O RING	4	-		
240	RB411-7813-0	PLUG	BOUCHON	STOPFEN	4	-		
250	RA251-7801-2	ASSY MOTOR	ENSEMBLE DE MOTEUR	GRP.MOTOR	2	-		
260	RA251-7804-0	ASSY BODY,MOTOR	ENS.CORP DE MOTEUR	GRP.KOERPER, MOTOR	2	-		
270	04816-00100	O RING	JOINT TORIQUE	O RING	4	-		
280	04817-00140	O RING	JOINT TORIQUE	O RING	4	-		
290	04817-00180	O RING	JOINT TORIQUE	O RING	4	-		
300	08101-06201	BEARING,BALL	ROULEMENT A BILLES	KUGELLAGER	2	-		

⟷ Interchangeable; ≠ not interchangeable; ⟵ new for old; ⟶ old for new

C300 DRIVE MOTOR AND COMPONENT PARTS
MOTEUR DE VOYAGE ET PARTIES COMPOSANTES
MOTOR UND EINZEL-TEIL

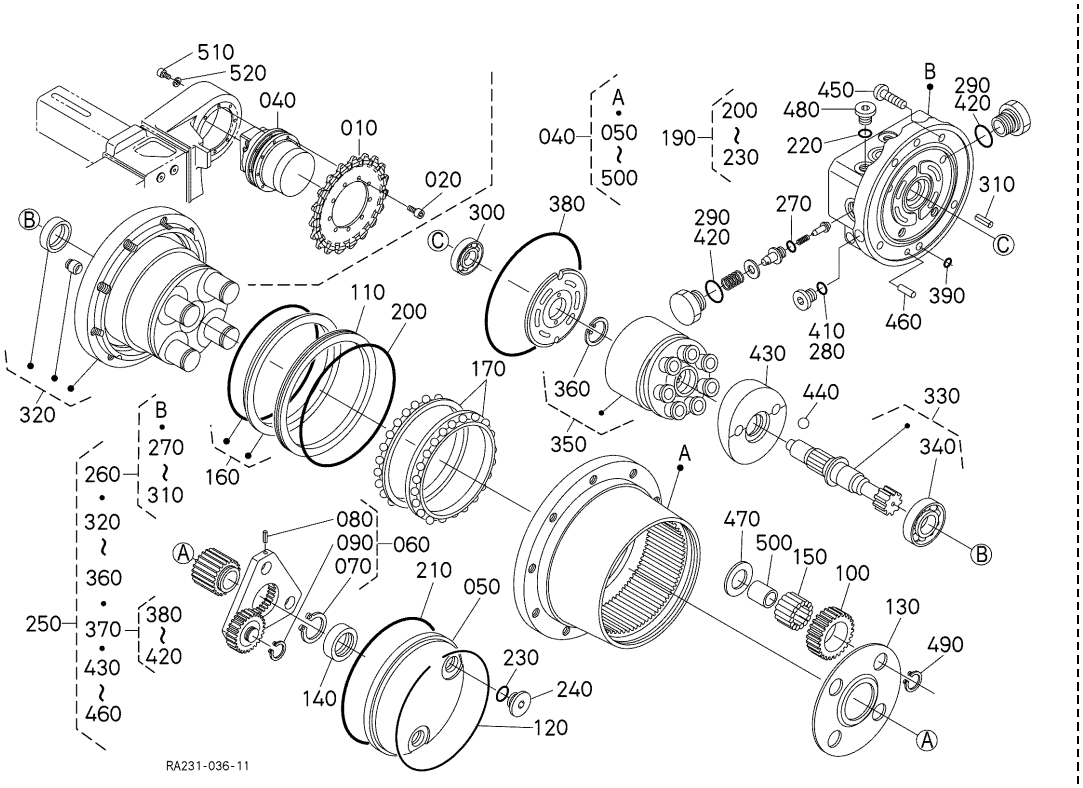

A:U17-3ALPHA

REF.No. POS.No. BILD-Nr.	PART No. REFERENCE BESELL-Nr.	PART NAME	DESIGNATION	BEZEICHNUNG	Q'TY/S.No. Q'TE/No.S. STUECK/S.Nr. A	B	I.C.	REMARKS REMARQUES BEMERKUNGEN
310	05411-00512	PIN,SPRING	GOUPILLE-RESSORT	STIFT,FRUEHLING	2	-		
320	RA251-7805-0	ASSY BODY,MOTOR	ENS.CORP DE MOTEUR	GRP.KOERPER, MOTOR	2	-		
330	RA251-7806-0	ASSY SHAFT	ENS.ARBRE	GRP.WELLE	2	-		
340	08101-06004	BEARING,BALL	ROULEMENT A BILLES	KUGELLAGER	2	-		
350	RB238-7807-0	ASSY CYLINDER	ENS.CYLINDRE	GRP.ZYLINDER	2	-		
360	04611-00280	CIR CLIP,INTERNAL	CIRCLIP	SPRENGRING	2	-		
370	RB238-7808-0	KIT SEAL	TROUSSE DE JOINT	DICHTUNGBAUSATZ	2	-		
380	04810-51050	O RING	JOINT TORIQUE	O RING	2	-		
390	04817-00060	O RING	JOINT TORIQUE	O RING	2	-		
400	----	BLANK	BLANC	LEERE SPALTE	-	-		
410	04817-00140	O RING	JOINT TORIQUE	O RING	4	-		
420	04817-00180	O RING	JOINT TORIQUE	O RING	4	-		
430	RA251-7831-0	SWASH PLATE	PLAQUE	SCHEIBEPLATTE	2	-		
440	07715-03215	BALL	BILLE	KUGEL	4	-		
450	RA251-7824-0	SCREW	VIS	SCHRAUBE	14	-		
460	RB411-7825-0	PIN	GOUPILLE	STIFT	2	-		
470	RA251-7823-0	WASHER,PLAIN	RONDELLE FREIN	SCHEIBE	8	-		
480	RB238-7825-0	PLUG	BOUCHON	STOPFEN	4	-		
490	RA251-7826-0	CIR CLIP,EXTERNAL	CIRCLIP	SPRENGRING,AUSSEN	8	-		
500	RA251-7827-0	RING	BAGUE	RING	8	-		
510	01311-11030	BOLT,HEX-SOC-HD	VIS	BOLZEN	16	-		
520	04512-60100	WASHER,SPRING	RONDELLE GROWER	FEDERRING	16	-		

⟷ Interchangeable; ≠ not interchangeable; ⟵ new for old; ⟶ old for new

C400 SWIVEL MOTOR AND COMPONENT PARTS
MOTEUR DE BASCULE ET PARTIES COMPOSANTES
SCHWINGUNGMOTOR UND EINZEL-TEIL

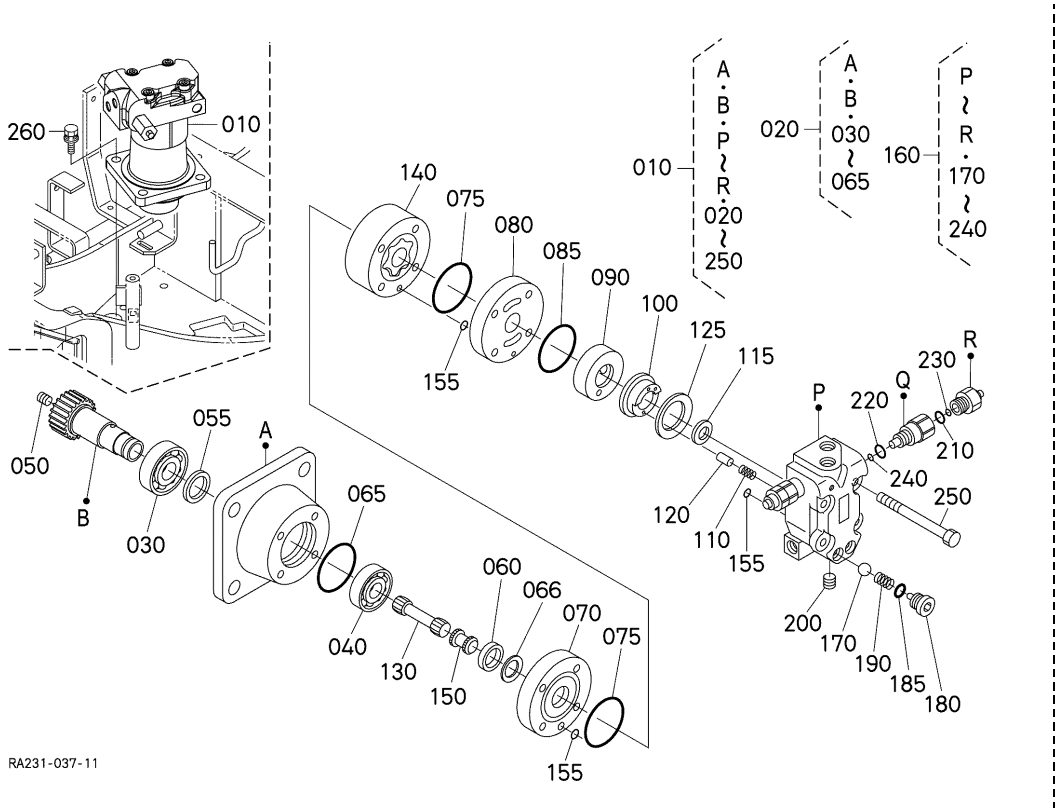

A:U17-3ALPHA

REF.No. POS.No. BILD-Nr.	PART No. REFERENCE BESELL-Nr.	PART NAME	DESIGNATION	BEZEICHNUNG	Q'TY/S.No. Q'TE/No.S. STUECK/S.Nr. A	B	I.C.	REMARKS REMARQUES BEMERKUNGEN
010	RB238-6128-0	ASSY MOTOR,SWIVEL	ENS.MOTEUR DE BASCU.	GRP.DREHESTIFTMOTOR	1	-		
020	RB238-9004-0	ASSY GEAR	ENS.ENGRENAGE	GRP.GETRIEBE	1	-		
030	RP201-7104-0	BEARING,BALL	ROULEMENT A BILLES	KUGELLAGER	1	-		
040	RB101-6914-0	BEARING,BALL	ROULEMENT A BILLES	KUGELLAGER	1	-		
050	RB101-6915-0	PLUG	BOUCHON	STOPFEN	1	-		
055	RB238-9021-0	X-RING	X-SEGMENT	X-RING	1	-		
060	RB101-6917-0	RETAINER	SUPPORT	HALTESCHEIBE	1	-		
065	68311-6924-0	O RING	JOINT TORIQUE	O RING	1	-		
066	RB101-6931-0	SEAL	JOINT ROND	DICHTUNGEN	1	-		
070	RP201-7108-0	PLATE	PLAQUE	PLATTE	1	-		
075	68311-6924-0	O RING	JOINT TORIQUE	O RING	2	-		
080	RP201-7109-0	PLATE,VALVE	PLATEAU	PLATTE,VENTIL	1	-		
085	68311-6926-0	O RING	JOINT TORIQUE	O RING	1	-		
090	RA211-9031-0	VALVE	SOUPAPE	VENTIL	1	-		
100	RP201-7112-0	PLATE	PLAQUE	PLATTE	1	-		
110	68311-6929-0	SPRING	RESSORT	FRUEHLING	2	-		
115	68311-6931-0	SEAL	JOINT ROND	DICHTUNGEN	1	-		
120	68311-6932-0	PIN	GOUPILLE	STIFT	2	-		
125	68311-6933-0	SEAL	JOINT ROND	DICHTUNGEN	1	-		
130	RA211-9032-0	DRIVE	ARBRE D'ENTRAINEMENT	ANTRIEB	1	-		
140	RB238-9002-0	GEAR,ROLLER	ENGRENAGE	GETRIEBE	1	-		
150	68311-6936-0	VALVE,DRIVE	SOUPAPE DE VOYAGE	ANTRIEBVENTIL	1	-		
155	68311-6937-0	O RING	JOINT TORIQUE	O RING	3	-		
160	RB238-9003-0	ASSY VALVE	SOUPAPE COMPLET	VENTILEINHEIT	1	-		
170	RC101-6938-0	BALL	BILLE	KUGEL	2	-		
180	RC101-6939-0	PLUG	BOUCHON	STOPFEN	2	-		
185	RC101-6941-0	O RING	JOINT TORIQUE	O RING	2	-		
190	RC101-6944-0	SPRING	RESSORT	FRUEHLING	2	-		
200	RC101-6943-0	PLUG	BOUCHON	STOPFEN	3	-		
210	RB238-9022-0	O RING	JOINT TORIQUE	O RING	2	-		

⟷ Interchangeable; ≠ not interchangeable; ⟵ new for old; ⟶ old for new

C400 SWIVEL MOTOR AND COMPONENT PARTS
MOTEUR DE BASCULE ET PARTIES COMPOSANTES
SCHWINGUNGMOTOR UND EINZEL-TEIL

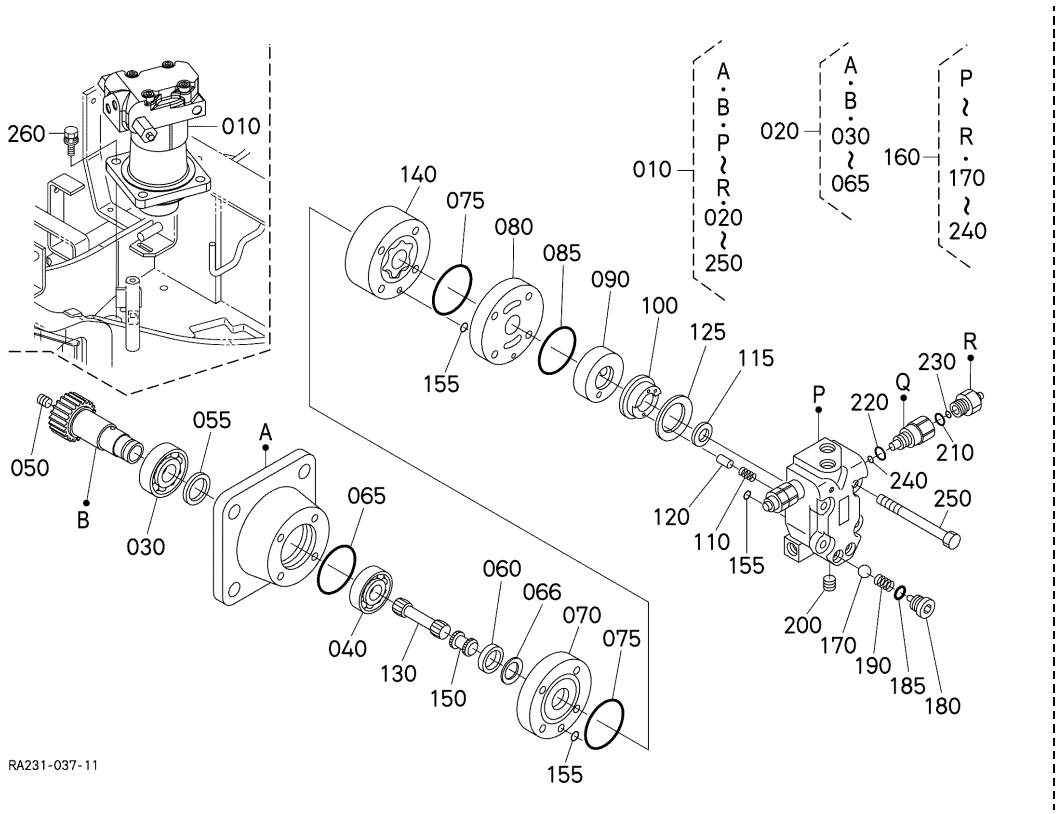

A:U17-3ALPHA

REF.No. POS.No. BILD-Nr.	PART No. REFERENCE BESELL-Nr.	PART NAME	DESIGNATION	BEZEICHNUNG	Q'TY/S.No. Q'TE/No.S. STUECK/S.Nr. A	B	I.C.	REMARKS REMARQUES BEMERKUNGEN
220	RB238-9023-0	O RING	JOINT TORIQUE	O RING	2	-		
230	RB238-9024-0	O RING	JOINT TORIQUE	O RING	2	-		
240	RB238-9025-0	O RING	JOINT TORIQUE	O RING	2	-		
250	RB101-6938-0	BOLT	VIS	BOLZEN	4	-		
260	01133-51440	BOLT	VIS	BOLZEN	4	-		

⟷ Interchangeable; ≠ not interchangeable; ⟵ new for old; ⟶ old for new

C500 ROTARY JOINT
JOINT ROTATIF
DREHGELENKSTUECK

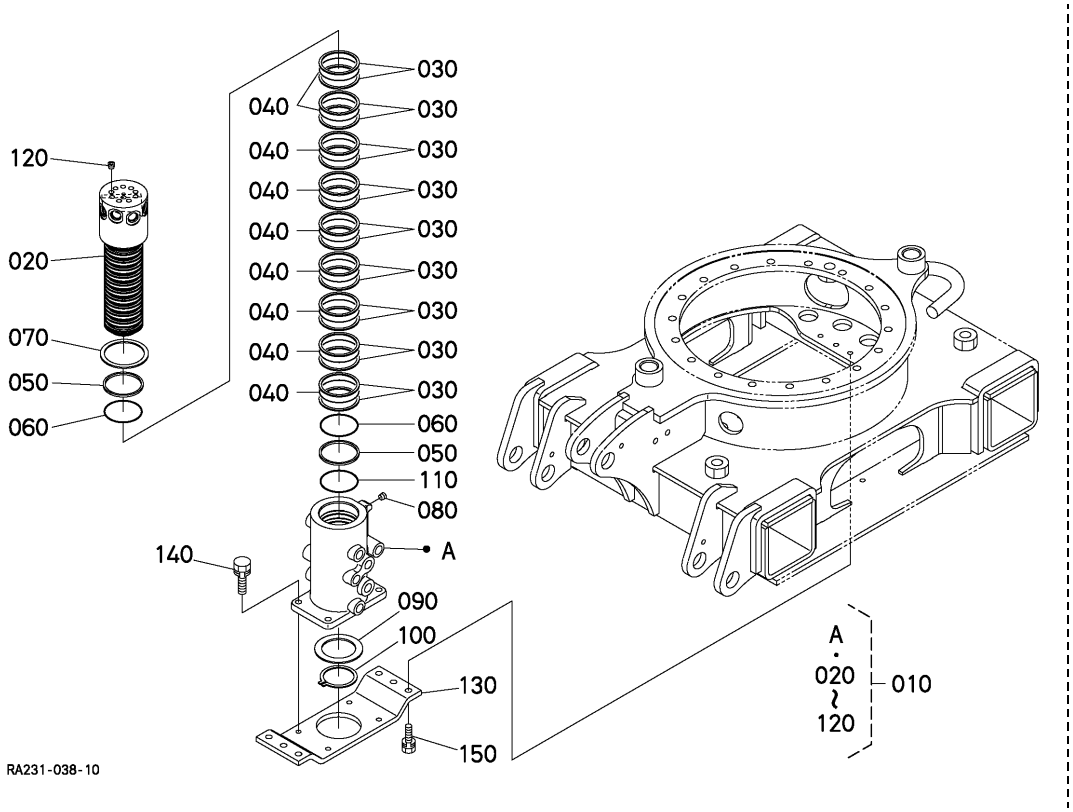

A:U17-3ALPHA

REF.No. POS.No. BILD-Nr.	PART No. REFERENCE BESELL-Nr.	PART NAME	DESIGNATION	BEZEICHNUNG	Q'TY/S.No. Q'TE/No.S. STUECK/S.Nr. A	B	I.C.	REMARKS REMARQUES BEMERKUNGEN
010	RA221-6230-3	ASSY JOINT,SWIVEL	ENS.RACCORD DE PIVOT	GRP.KNOCHENGELENK	1	-		
020	RA221-6232-3	SHAFT,SWIVEL JOINT	ARBRE A ROTULE	WELLE,KNOCHENGELENK	1	-		
030	RB401-6242-0	RING,BACK UP	JOINT TEFLON	STUETZRING	18	-		
040	RB401-6236-2	RING D	TORIQUE D	RING D	9	-		
050	RA211-6243-0	RING,BACK UP	JOINT TEFLON	STUETZRING	2	-		
060	RB401-6244-0	O RING	JOINT TORIQUE	O RING	2	-		
070	RA211-6244-0	COLLAR	COLLIER	HUELSE	1	-		
080	RA111-6247-0	PLUG	BOUCHON	STOPFEN	2	-		
090	RA211-6245-0	COLLAR	COLLIER	HUELSE	1	-		
100	04612-00480	CIR CLIP,EXTERNAL	CIRCLIP	SPRENGRING,AUSSEN	1	-		
110	04810-50600	O RING	JOINT TORIQUE	O RING	2	-		
120	RA111-6247-0	PLUG	BOUCHON	STOPFEN	7	-		
130	RA231-2319-0	BASE	CORPS	PFLUGKORPER	1	-		
140	01133-61025	BOLT	VIS	BOLZEN	4	-		
150	01133-61225	BOLT	VIS	BOLZEN	6	-		

⟷ Interchangeable; ≠ not interchangeable; ⟵ new for old; ⟶ old for new

C502 OIL TANK
RESERVOIR D'HUILE
OELTANK

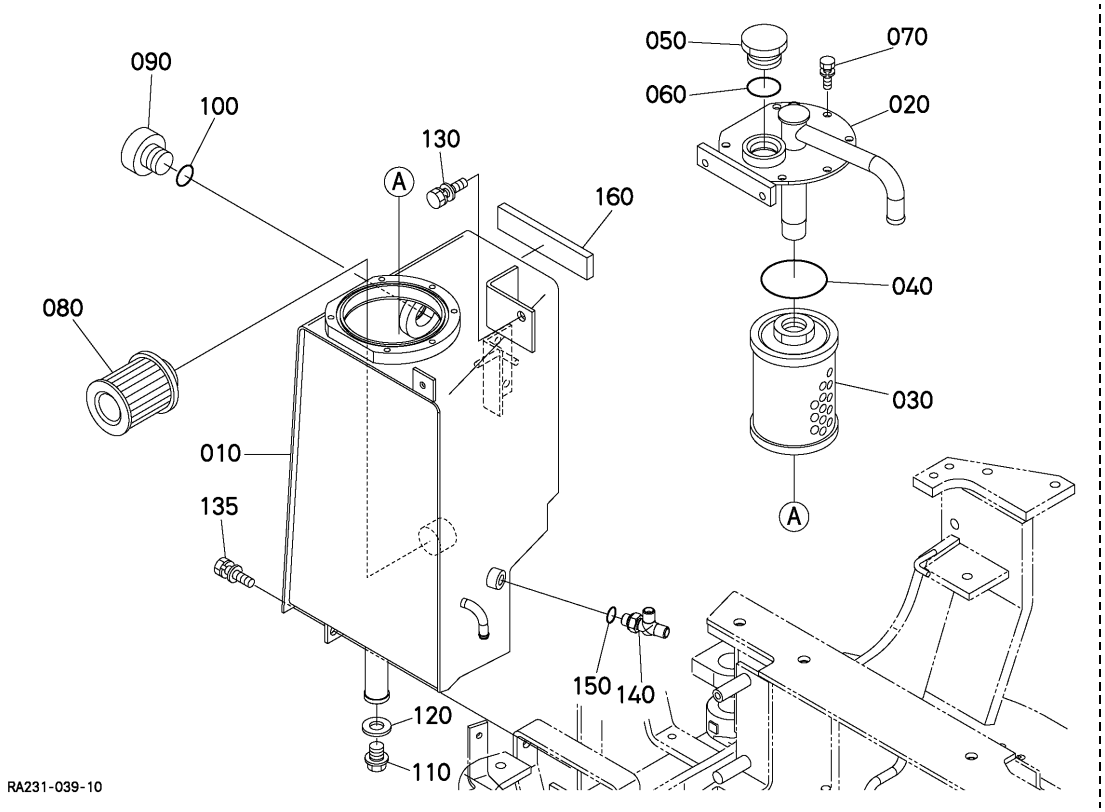

A:U17-3ALPHA

REF.No. POS.No. BILD-Nr.	PART No. REFERENCE BESELL-Nr.	PART NAME	DESIGNATION	BEZEICHNUNG	Q'TY/S.No. Q'TE/No.S. STUECK/S.Nr. A	B	I.C.	REMARKS REMARQUES BEMERKUNGEN
010	RA231-6211-2	TANK,OIL	RESERVOIR A HUILE	OEL TANK	1	-		
020	RA221-6213-0	TANK COVER,RETURN	COUVERCLE DE RESERV.	TANKDECKEL	1	-		
030	RA011-6219-0	FILTER,RETURN	FILTRE DE RETOUR	FILTER	1	-		
040	04811-51200	O RING	JOINT TORIQUE	O RING	1	-		
050	R1411-6215-0	PLUG	BOUCHON	STOPFEN	1	-		
060	04817-00290	O RING	JOINT TORIQUE	O RING	1	-		
070	01123-60814	BOLT	VIS	BOLZEN	6	-		
080	RB238-6215-0	FILTER,SUCTION	FILTER DE ASPIRATION	ANSAUGEFILTER	1	-		
090	68841-6217-0	GAUGE,OIL LEVEL	JAUGE D'HUILE LEVIER	OEL-MESS-STAB,HEBEL.	1	-		
100	04817-00250	O RING	JOINT TORIQUE	O RING	1	-		
110	R1401-4284-0	PLUG,DRAIN	BOUCHON DE VIDANGE	ENTLEERUNGSSTOPFEN	1	-		
120	04717-01610	WASHER,WITH RUBBER	JOINT EN CAOUTCHOUC	GUMMIUNTERLAGE	1	-		
130	32721-5123-0	BOLT	VIS	BOLZEN	1	-		
135	01135-61030	BOLT	VIS	BOLZEN	2	-		
140	RC101-6383-0	T JOINT,PIPE(F)	ACCOUPLEMENT TUYAU F	ROHRSCHALTUNG	1	-		
150	04817-00110	O RING	JOINT TORIQUE	O RING	1	-		
160	RA221-4256-0	HEAT INSULATION,TANK	ISOLATION DE RESERV.	OELTANK-ARTIKEL	1	-		

⟷ Interchangeable; ≠ not interchangeable; ⟵ new for old; ⟶ old for new

C600 CONTROL VALVE
SOUPAPE DE CONTROLE
KONTROLLVENTIL

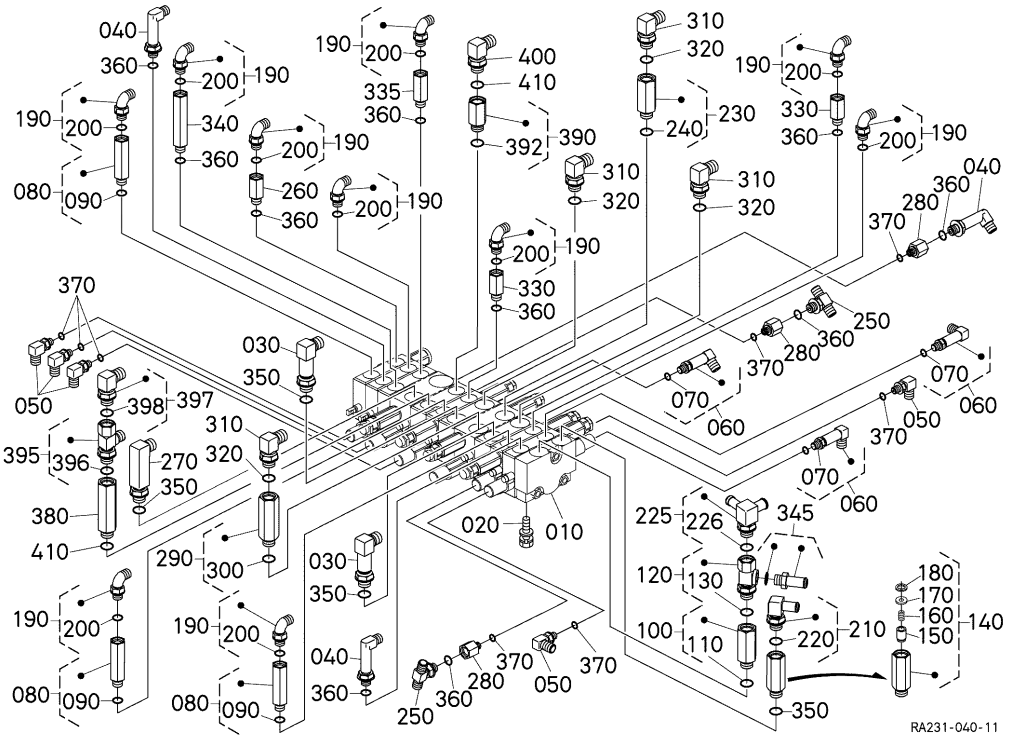

A:U17-3ALPHA

REF.No. POS.No. BILD-Nr.	PART No. REFERENCE BESELL-Nr.	PART NAME	DESIGNATION	BEZEICHNUNG	Q'TY/S.No. Q'TE/No.S. STUECK/S.Nr. A	B	I.C.	REMARKS REMARQUES BEMERKUNGEN
010	RA228-6113-4	ASSY VALVE,CONTROL	ENS.DISTRIBUTEUR	GRP.REGELUNGSVENTIL	1	-		
020	01125-60816	BOLT	VIS	BOLZEN	4	-		
030	68881-3493-0	ELBOW	COUDE	KNIESTUECK	2	-		
040	69254-7849-0	JOINT,PIPE	RACCORD DE TUYAU	ROHRSCHALTUNG	3	-		
050	RA131-6195-2	JOINT,PIPE	RACCORD DE TUYAU	ROHRSCHALTUNG	5	-		
060	RA131-6199-0	JOINT,PIPE	RACCORD DE TUYAU	ROHRSCHALTUNG	3	-		
070	04817-00080	O RING	JOINT TORIQUE	O RING	3	-		
080	RA221-6315-0	JOINT,PIPE	RACCORD DE TUYAU	ROHRSCHALTUNG	3	-		
090	04816-00110	O RING	JOINT TORIQUE	O RING	3	-		
100	RA221-6316-0	JOINT,PIPE	RACCORD DE TUYAU	ROHRSCHALTUNG	1	-		
110	04816-00140	O RING	JOINT TORIQUE	O RING	1	-		
120	RA228-9256-0	JOINT,PIPE	RACCORD DE TUYAU	ROHRSCHALTUNG	1	-		
130	04817-00140	O RING	JOINT TORIQUE	O RING	1	-		
140	RB238-6380-2	ASSY VALVE,CHECK	ENS.SOUPAPE DE RETE.	GRP.REGELUNGSVENTIL	1	-		
150	RB237-6382-0	POPPET	CLAPET	VENTILKEGEL	1	-		
160	RA211-6225-0	SPRING	RESSORT	FRUEHLING	1	-		
170	RB237-6383-0	WASHER	RONDELLE	SCHEIBE	1	-		
180	04611-00140	CIR CLIP,INTERNAL	CIRCLIP	SPRENGRING	1	-		
190	RB411-6376-0	JOINT,PIPE	RACCORD DE TUYAU	ROHRSCHALTUNG	10	-		
200	04817-00110	O RING	JOINT TORIQUE	O RING	10	-		
210	RB411-6391-2	JOINT,ELBOW	RACCORD	SCHALTUNG	1	-		
220	04817-00140	O RING	JOINT TORIQUE	O RING	1	-		
225	RA228-9257-0	JOINT,PIPE	RACCORD DE TUYAU	ROHRSCHALTUNG	1	-		
226	04817-00140	O RING	JOINT TORIQUE	O RING	1	-		
230	RB411-6403-0	JOINT,PIPE	RACCORD DE TUYAU	ROHRSCHALTUNG	1	-		
240	04817-00140	O RING	JOINT TORIQUE	O RING	1	-		
250	RC101-6382-0	T JOINT,PIPE(F)	ACCOUPLEMENT TUYAU F	ROHRSCHALTUNG	2	-		
260	RC411-6393-0	JOINT,PIPE	RACCORD DE TUYAU	ROHRSCHALTUNG	1	-		
270	RC411-6400-0	JOINT,PIPE	RACCORD DE TUYAU	ROHRSCHALTUNG	1	-		
280	RC418-6613-2	JOINT,PIPE	RACCORD DE TUYAU	ROHRSCHALTUNG	3	-		

⟷ Interchangeable; ≠ not interchangeable; ⟵ new for old; ⟶ old for new

C600 CONTROL VALVE
SOUPAPE DE CONTROLE
KONTROLLVENTIL

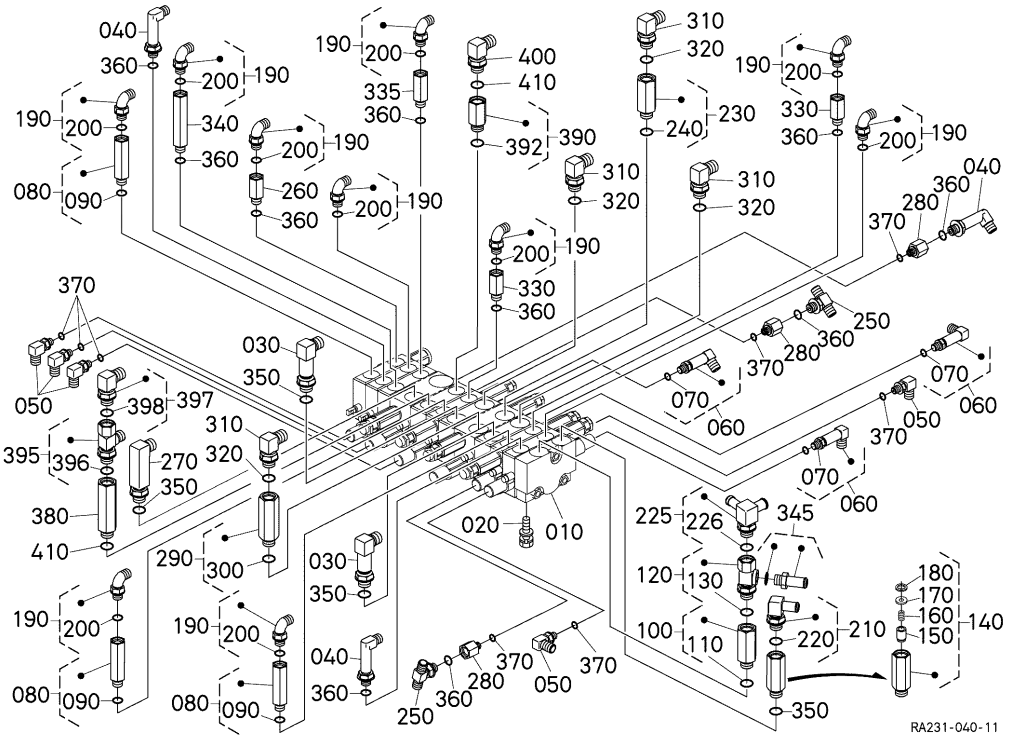

A:U17-3ALPHA

REF.No. POS.No. BILD-Nr.	PART No. REFERENCE BESELL-Nr.	PART NAME	DESIGNATION	BEZEICHNUNG	Q'TY/S.No. Q'TE/No.S. STUECK/S.Nr. A	B	I.C.	REMARKS REMARQUES BEMERKUNGEN
290	RC631-9234-0	JOINT,PIPE	RACCORD DE TUYAU	ROHRSCHALTUNG	1	-		
300	04817-00140	O RING	JOINT TORIQUE	O RING	1	-		
310	RP201-6181-0	JOINT,PIPE	RACCORD DE TUYAU	ROHRSCHALTUNG	4	-		
320	04817-00140	O RING	JOINT TORIQUE	O RING	4	-		
330	RA021-6325-0	JOINT,PIPE	RACCORD DE TUYAU	ROHRSCHALTUNG	2	-		
335	RA221-6314-0	JOINT,PIPE	RACCORD DE TUYAU	ROHRSCHALTUNG	1	-		
340	RP431-7969-0	JOINT,PIPE	RACCORD DE TUYAU	ROHRSCHALTUNG	1	-		
345	RA221-6319-0	JOINT,PIPE	RACCORD DE TUYAU	ROHRSCHALTUNG	1	-		
350	04817-00140	O RING	JOINT TORIQUE	O RING	4	-		
360	04817-00110	O RING	JOINT TORIQUE	O RING	10	-		
370	04817-00080	O RING	JOINT TORIQUE	O RING	8	-		
380	RP421-6192-0	JOINT,PIPE	RACCORD DE TUYAU	ROHRSCHALTUNG	1	-		
390	RA221-6316-0	JOINT,PIPE	RACCORD DE TUYAU	ROHRSCHALTUNG	1	-		
392	04816-00140	O RING	JOINT TORIQUE	O RING	1	-		
395	RB511-6398-0	JOINT,PIPE	RACCORD DE TUYAU	ROHRSCHALTUNG	1	-		
396	04817-00140	O RING	JOINT TORIQUE	O RING	1	-		
397	RD118-9489-0	JOINT,PIPE	RACCORD DE TUYAU	ROHRSCHALTUNG	1	-		
398	04817-00140	O RING	JOINT TORIQUE	O RING	1	-		
400	RP201-6181-0	JOINT,PIPE	RACCORD DE TUYAU	ROHRSCHALTUNG	1	-		
410	04817-00140	O RING	JOINT TORIQUE	O RING	4	-		

⟷ Interchangeable; ≠ not interchangeable; ⟵ new for old; ⟶ old for new

C601 CONTROL VALVE (COMPONENT PARTS)
SOUPAPE DE CONTROLE (PARTIES COMPOSANTES)
KONTROLLVENTIL (EINZEL-TEIL)

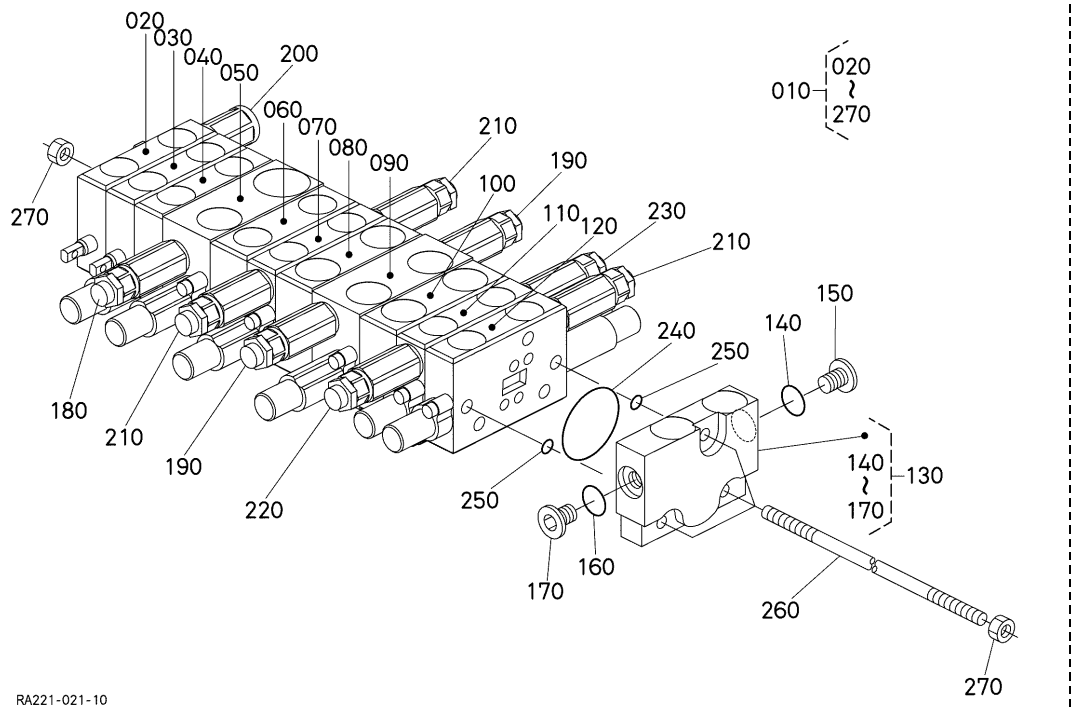

A:U17-3ALPHA

REF.No. POS.No. BILD-Nr.	PART No. REFERENCE BESELL-Nr.	PART NAME	DESIGNATION	BEZEICHNUNG	Q'TY/S.No. Q'TE/No.S. STUECK/S.Nr. A	B	I.C.	REMARKS REMARQUES BEMERKUNGEN
010	RA228-6113-4	ASSY VALVE,CONTROL	ENS.DISTRIBUTEUR	GRP.REGELUNGSVENTIL	1	-		
020	RB238-7001-0	ASSY VALVE,SWING	ENS.SOUPAPE DE BALA.	GRP.SCHWUNGVENTIL	1	-		
030	RA221-7002-0	ASSY VALVE,BLADE	ENS.SOUPAPE DE LAME	GRP.PLANIERSC.VENTIL	1	-		
040	RA228-7003-0	ASSY VALVE,SWIVEL	ENS.SOUPAPE DE BASC.	GRP.DREHENVETIL	1	-		
050	RA221-7091-0	ASSY VALVE,TRAVEL ST	ENS.SOUPAPE DEPLACE.	GRP.FAHRENVENTIL	1	-		
060	RA221-7004-0	ASSY VALVE,S/P	ENS.SOUPAPE DE S/P	GRP.S/P-VENTIL	1	-		
070	RA221-7005-0	ASSY VALVE,ARM	ENS.SOUPAPE DE BRAS	GRP.ARMVENTIL	1	-		
080	RA221-7006-2	ASSY VALVE,DRIVE RH	ENS.SOUPAPE DE ENTR.	GRP.FAHRENVENTIL RS	1	-		
090	RA228-7094-0	VALVE,ASSY.INLET	ENS.D'ADMISSION	GRP.ANSAUGVENTIL	1	-		
100	RA221-7009-2	ASSY VALVE,DRIVE LH	ENS.SOUPAPE DE ENTR.	GRP.FAHRENVENTIL LS	1	-		
110	RA221-7007-0	VALVE,ASSY.BOOM	ENS.SOUPAPE FLECHE	GRP.AUSEGERVENTIL	1	-		
120	RB238-7008-0	ASSY VALVE,BUCKET	ENS.SOUPAPE DE GODET	GRP.KUEBELVENTIL	1	-		
130	RB238-7097-0	ASSY VALVE,OUTLET	ENS.DECHAPPEMENT	GRP.AUSLASSVENTIL	1	-		
140	04817-00110	O RING	JOINT TORIQUE	O RING	1	-		
150	RA011-7069-0	PLUG	BOUCHON	STOPFEN	1	-		
160	04817-00140	O RING	JOINT TORIQUE	O RING	1	-		
170	RA011-7070-0	PLUG	BOUCHON	STOPFEN	1	-		
180	RA221-7022-0	ASSY VALVE,RELIEF	ENS.CLAPET DE DECHA.	GRP.UEBERDRUCKVENTIL	1	-		
190	RB238-7023-2	ASSY VALVE,RELIEF	ENS.CLAPET DE DECHA.	GRP.UEBERDRUCKVENTIL	2	-		
200	RB238-7024-0	ASSY VALVE	ENS.SOUPAPE	GRP.VENTIL	1	-		
210	RA221-7025-0	ASSY VALVE,RELIEF	ENS.CLAPET DE DECHA.	GRP.UEBERDRUCKVENTIL	3	-		
220	RA221-7026-0	ASSY VALVE,RELIEF	ENS.CLAPET DE DECHA.	GRP.UEBERDRUCKVENTIL	1	-		
230	RA221-7027-0	ASSY VALVE,RELIEF	ENS.CLAPET DE DECHA.	GRP.UEBERDRUCKVENTIL	1	-		
240	RA011-7065-0	O RING	JOINT TORIQUE	O RING	1	-		
250	04817-00100	O RING	JOINT TORIQUE	O RING	2	-		
260	RA221-7028-0	ROD	BIELLETTE	STANGEN	3	-		
270	RB401-7001-0	NUT	ECROU	MUTTER	6	-		

⟷ Interchangeable; ≠ not interchangeable; ⟵ new for old; ⟶ old for new

C60201 SPOOL SECTION (SWING)
SECTION DE TIROIR (BALANCEMENT)
SPULENSEKTION (SCHWUNG)

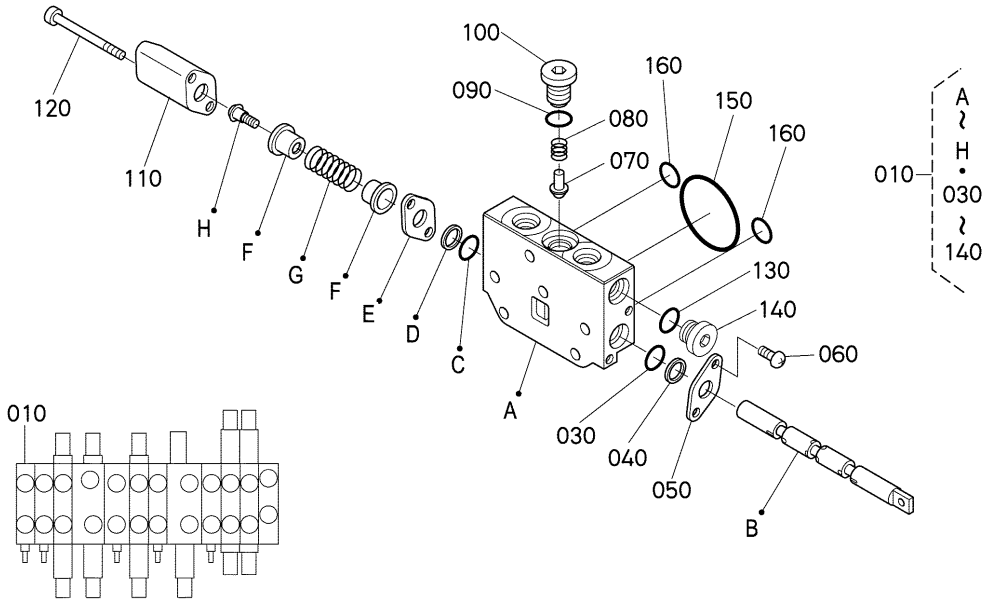

RA221-022-10

A:U17-3ALPHA

REF.No. POS.No. BILD-Nr.	PART No. REFERENCE BESELL-Nr.	PART NAME	DESIGNATION	BEZEICHNUNG	Q'TY/S.No. Q'TE/No.S. STUECK/S.Nr. A	B	I.C.	REMARKS REMARQUES BEMERKUNGEN
010	RB238-7001-0	ASSY VALVE,SWING	ENS.SOUPAPE DE BALA.	GRP.SCHWUNGVENTIL	1	-		
020	----	BLANK	BLANC	LEERE SPALTE	-	-		
030	04816-06100	O RING	JOINT TORIQUE	O RING	1	-		
040	RA011-7074-0	RING,BACK UP	JOINT TEFLON	STUETZRING	1	-		
050	RA011-7075-0	RETAINER,O RING	SUPPORT DE JOINT TO.	ORINGARRETIERUNG	1	-		
060	03054-50510	SCREW,PAN-HEAD	VIS	SCHRAUBE	2	-		
070	RA011-7079-0	VALVE	SOUPAPE	VENTIL	1	-		
080	RA011-7080-0	SPRING,VALVE	RESSORT DE SOUPAPE	VENTIL-FEDER	1	-		
090	04817-00110	O RING	JOINT TORIQUE	O RING	1	-		
100	RA011-7081-0	PLUG,VALVE	BOUCHON DE SOUPAPE	VENTIL-STOPFEN	1	-		
110	RA011-7082-0	CAP,SPRING	BOUCHON DE RESSORT	FEDER-KAPPE	1	-		
120	RA011-7083-0	BOLT	VIS	BOLZEN	2	-		
130	04817-00140	O RING	JOINT TORIQUE	O RING	1	-		
140	RA011-7070-0	PLUG	BOUCHON	STOPFEN	1	-		
150	RA011-7065-0	O RING	JOINT TORIQUE	O RING	1	-		
160	04817-00100	O RING	JOINT TORIQUE	O RING	2	-		

⟷ Interchangeable; ≠ not interchangeable; ⟵ new for old; ⟶ old for new

C60202 SPOOL SECTION (BLADE)
SECTION DE TIROIR (LAME)
SPULENSEKTION (PLANIERSCHILD)

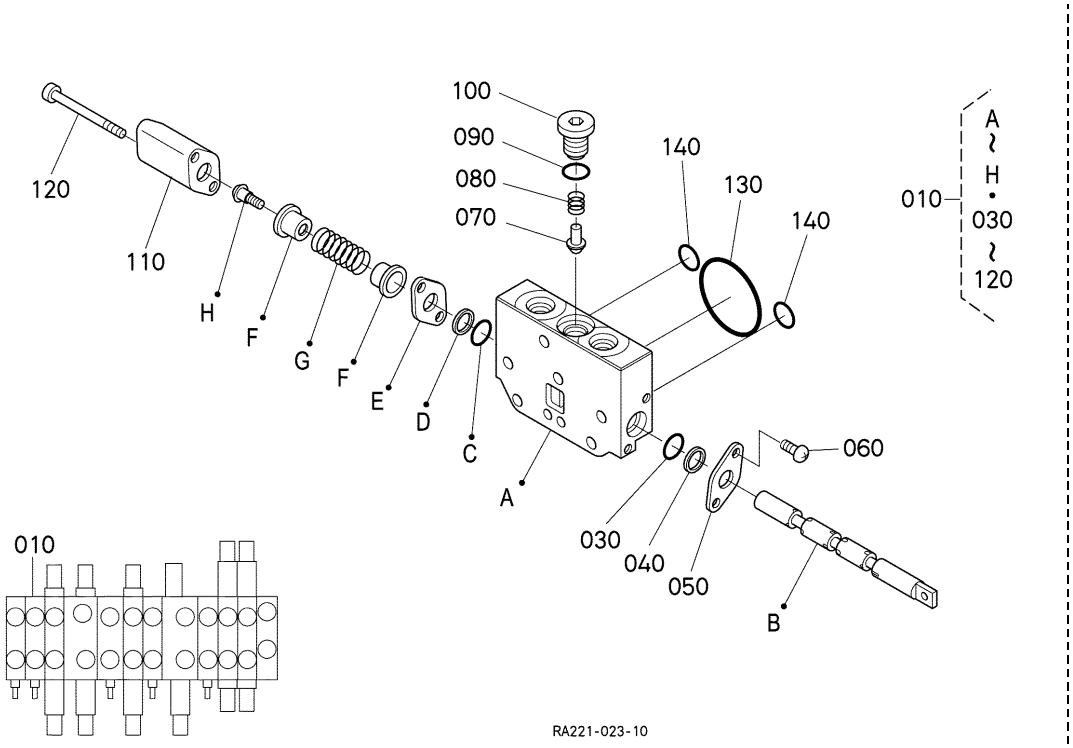

A:U17-3ALPHA

REF.No. POS.No. BILD-Nr.	PART No. REFERENCE BESELL-Nr.	PART NAME	DESIGNATION	BEZEICHNUNG	Q'TY/S.No. Q'TE/No.S. STUECK/S.Nr. A	B	I.C.	REMARKS REMARQUES BEMERKUNGEN
010	RA221-7002-0	ASSY VALVE,BLADE	ENS.SOUPAPE DE LAME	GRP.PLANIERSC.VENTIL	1	-		
020	----	BLANK	BLANC	LEERE SPALTE	-	-		
030	04816-06100	O RING	JOINT TORIQUE	O RING	1	-		
040	RA011-7074-0	RING,BACK UP	JOINT TEFLON	STUETZRING	1	-		
050	RA011-7075-0	RETAINER,O RING	SUPPORT DE JOINT TO.	ORINGARRETIERUNG	1	-		
060	03054-50510	SCREW,PAN-HEAD	VIS	SCHRAUBE	2	-		
070	RA011-7079-0	VALVE	SOUPAPE	VENTIL	1	-		
080	RA011-7080-0	SPRING,VALVE	RESSORT DE SOUPAPE	VENTIL-FEDER	1	-		
090	04817-00110	O RING	JOINT TORIQUE	O RING	1	-		
100	RA011-7081-0	PLUG,VALVE	BOUCHON DE SOUPAPE	VENTIL-STOPFEN	1	-		
110	RA011-7082-0	CAP,SPRING	BOUCHON DE RESSORT	FEDER-KAPPE	1	-		
120	RA011-7083-0	BOLT	VIS	BOLZEN	2	-		
130	RA011-7065-0	O RING	JOINT TORIQUE	O RING	1	-		
140	04817-00100	O RING	JOINT TORIQUE	O RING	2	-		

⟷ Interchangeable; ≠ not interchangeable; ⟵ new for old; ⟶ old for new

C60203 SPOOL SECTION (SWIVEL)
SECTION DE TIROIR (PIVOT)
SPULENSEKTION (DREHEN)

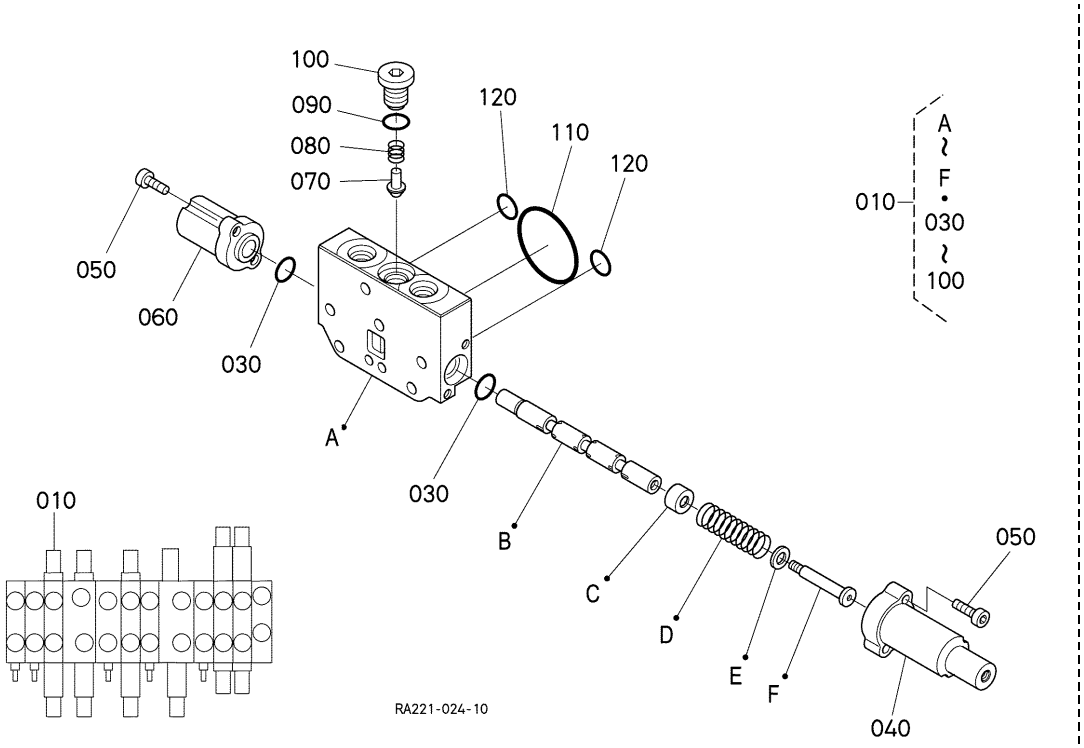

A:U17-3ALPHA

REF.No. POS.No. BILD-Nr.	PART No. REFERENCE BESELL-Nr.	PART NAME	DESIGNATION	BEZEICHNUNG	Q'TY/S.No. Q'TE/No.S. STUECK/S.Nr. A	B	I.C.	REMARKS REMARQUES BEMERKUNGEN
010	RA228-7003-0	ASSY VALVE,SWIVEL	ENS.SOUPAPE DE BASC.	GRP.DREHENVETIL	1	-		
020	----	BLANK	BLANC	LEERE SPALTE	-	-		
030	RA131-7079-0	O RING	JOINT TORIQUE	O RING	2	-		
040	RA131-7082-0	CAP	BOUCHON	KAPPE	1	-		
050	RA131-7083-0	BOLT	VIS	BOLZEN	4	-		
060	RA131-7081-0	CAP	BOUCHON	KAPPE	1	-		
070	RA011-7079-0	VALVE	SOUPAPE	VENTIL	1	-		
080	RA011-7080-0	SPRING,VALVE	RESSORT DE SOUPAPE	VENTIL-FEDER	1	-		
090	04817-00110	O RING	JOINT TORIQUE	O RING	1	-		
100	RA011-7081-0	PLUG,VALVE	BOUCHON DE SOUPAPE	VENTIL-STOPFEN	1	-		
110	RA011-7065-0	O RING	JOINT TORIQUE	O RING	1	-		
120	04817-00100	O RING	JOINT TORIQUE	O RING	2	-		

⟷ Interchangeable; ≠ not interchangeable; ⟵ new for old; ⟶ old for new

C60204 SPOOL SECTION (TRAVEL STRAIGHT)
SECTION DE TIROIR (DEPLACEMENT)
SPULENSEKTION (FAHREN)

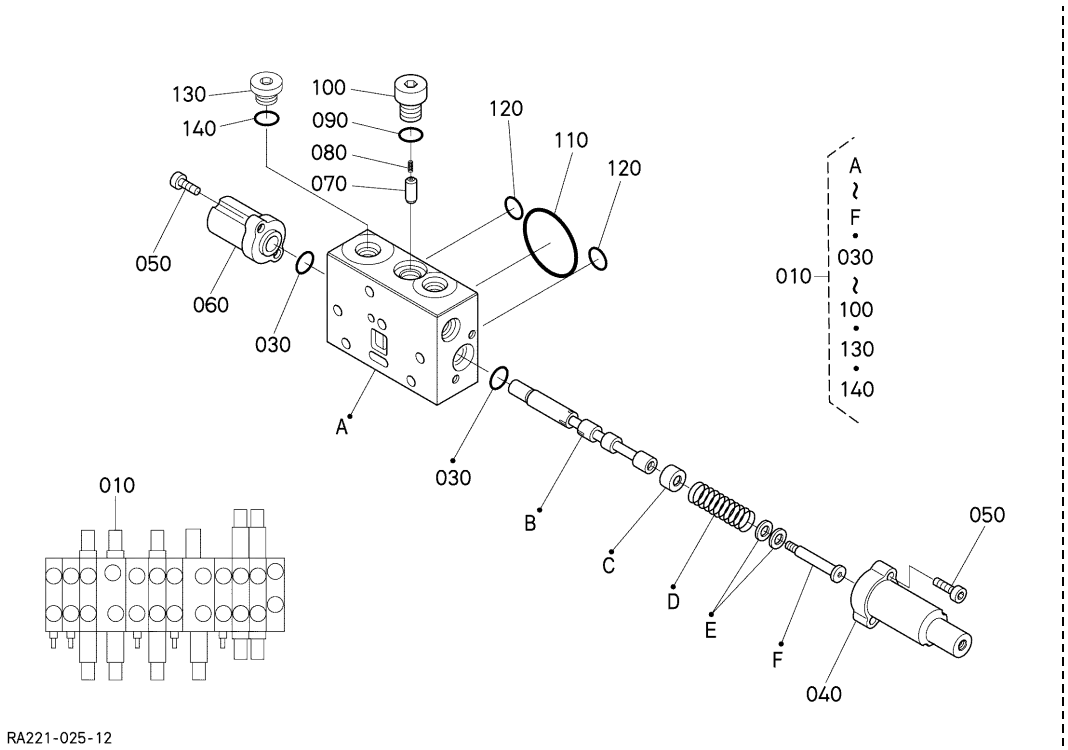

A:U17-3ALPHA

REF.No. POS.No. BILD-Nr.	PART No. REFERENCE BESELL-Nr.	PART NAME	DESIGNATION	BEZEICHNUNG	Q'TY/S.No. Q'TE/No.S. STUECK/S.Nr. A	B	I.C.	REMARKS REMARQUES BEMERKUNGEN
010	RA221-7091-0	ASSY VALVE,TRAVEL ST	ENS.SOUPAPE DEPLACE.	GRP.FAHRENVENTIL	1	-		
020	----	BLANK	BLANC	LEERE SPALTE	-	-		
030	RA131-7079-0	O RING	JOINT TORIQUE	O RING	2	-		
040	RB238-7019-0	CAP	BOUCHON	KAPPE	1	-		
050	RA131-7083-0	BOLT	VIS	BOLZEN	4	-		
060	RA131-7081-0	CAP	BOUCHON	KAPPE	1	-		
070	RB238-7016-0	VALVE,CHECK	SOUPAPE DE RETENUE	REGELUNGSVENTIL	1	-		
080	RB238-7017-0	SPRING	RESSORT	FRUEHLING	1	-		
090	04817-00110	O RING	JOINT TORIQUE	O RING	1	-		
100	RB238-7018-0	PLUG	BOUCHON	STOPFEN	1	-		
110	RA011-7065-0	O RING	JOINT TORIQUE	O RING	1	-		
120	04817-00100	O RING	JOINT TORIQUE	O RING	2	-		
130	RA221-7010-0	PLUG	BOUCHON	STOPFEN	1	-		
140	04817-00180	O RING	JOINT TORIQUE	O RING	1	-		

⟷ Interchangeable; ≠ not interchangeable; ⟵ new for old; ⟶ old for new

C60205 SPOOL SECTION (S/P)
SECTION DE TIROIR (S/P)
SPULENSEKTION (S/P)

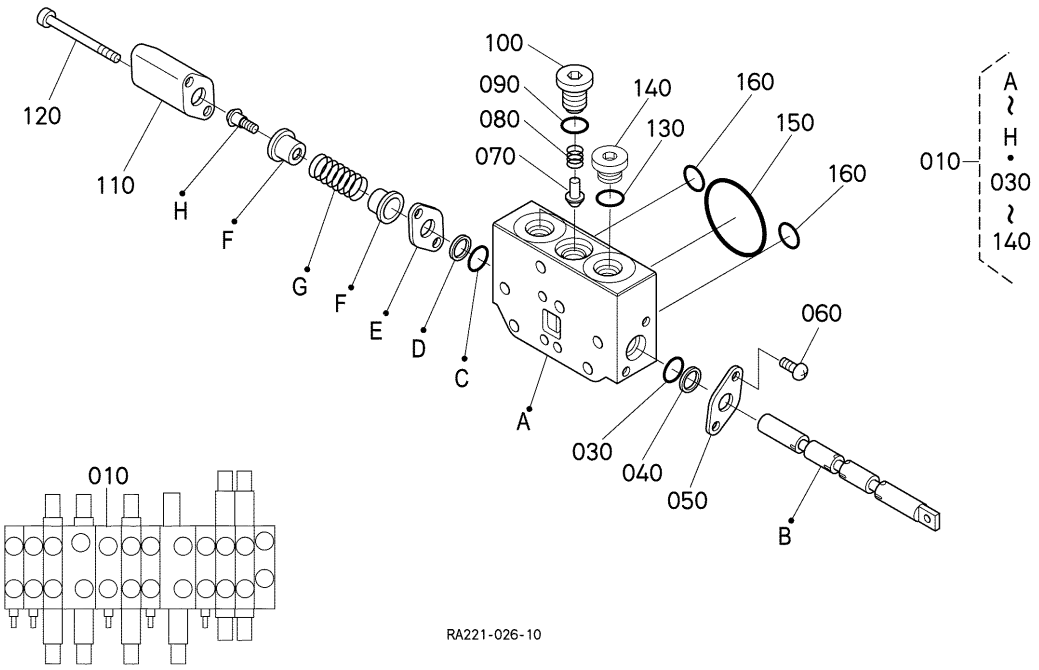

A:U17-3ALPHA

REF.No. POS.No. BILD-Nr.	PART No. REFERENCE BESELL-Nr.	PART NAME	DESIGNATION	BEZEICHNUNG	Q'TY/S.No. Q'TE/No.S. STUECK/S.Nr. A	B	I.C.	REMARKS REMARQUES BEMERKUNGEN
010	RA221-7004-0	ASSY VALVE,S/P	ENS.SOUPAPE DE S/P	GRP.S/P-VENTIL	1	-		
020	----	BLANK	BLANC	LEERE SPALTE	-	-		
030	04816-06100	O RING	JOINT TORIQUE	O RING	1	-		
040	RA011-7074-0	RING,BACK UP	JOINT TEFLON	STUETZRING	1	-		
050	RA011-7075-0	RETAINER,O RING	SUPPORT DE JOINT TO.	ORINGARRETIERUNG	1	-		
060	03054-50510	SCREW,PAN-HEAD	VIS	SCHRAUBE	2	-		
070	RA011-7079-0	VALVE	SOUPAPE	VENTIL	1	-		
080	RA011-7080-0	SPRING,VALVE	RESSORT DE SOUPAPE	VENTIL-FEDER	1	-		
090	04817-00110	O RING	JOINT TORIQUE	O RING	1	-		
100	RA011-7081-0	PLUG,VALVE	BOUCHON DE SOUPAPE	VENTIL-STOPFEN	1	-		
110	RA011-7082-0	CAP,SPRING	BOUCHON DE RESSORT	FEDER-KAPPE	1	-		
120	RA011-7083-0	BOLT	VIS	BOLZEN	2	-		
130	04817-00140	O RING	JOINT TORIQUE	O RING	2	-		
140	RA011-7070-0	PLUG	BOUCHON	STOPFEN	2	-		
150	RA011-7065-0	O RING	JOINT TORIQUE	O RING	1	-		
160	04817-00100	O RING	JOINT TORIQUE	O RING	2	-		

⟷ Interchangeable; ≠ not interchangeable; ⟵ new for old; ⟶ old for new

C60206 SPOOL SECTION (ARM)
SECTION DE TIROIR (BRAS)
SPULENSEKTION (ARM)

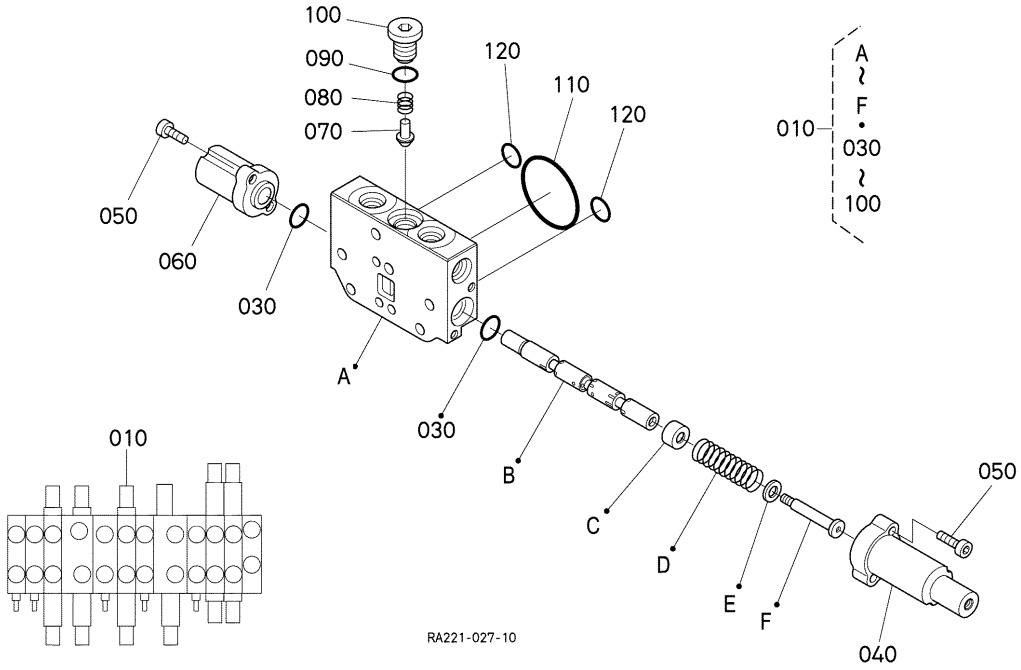

A:U17-3ALPHA

REF.No. POS.No. BILD-Nr.	PART No. REFERENCE BESELL-Nr.	PART NAME	DESIGNATION	BEZEICHNUNG	Q'TY/S.No. Q'TE/No.S. STUECK/S.Nr. A	B	I.C.	REMARKS REMARQUES BEMERKUNGEN
010	RA221-7005-0	ASSY VALVE,ARM	ENS.SOUPAPE DE BRAS	GRP.ARMVENTIL	1	-		
020	----	BLANK	BLANC	LEERE SPALTE	-	-		
030	RA131-7079-0	O RING	JOINT TORIQUE	O RING	2	-		
040	RA131-7082-0	CAP	BOUCHON	KAPPE	1	-		
050	RA131-7083-0	BOLT	VIS	BOLZEN	4	-		
060	RA131-7081-0	CAP	BOUCHON	KAPPE	1	-		
070	RA011-7079-0	VALVE	SOUPAPE	VENTIL	1	-		
080	RA011-7080-0	SPRING,VALVE	RESSORT DE SOUPAPE	VENTIL-FEDER	1	-		
090	04817-00110	O RING	JOINT TORIQUE	O RING	1	-		
100	RA011-7081-0	PLUG,VALVE	BOUCHON DE SOUPAPE	VENTIL-STOPFEN	1	-		
110	RA011-7065-0	O RING	JOINT TORIQUE	O RING	1	-		
120	04817-00100	O RING	JOINT TORIQUE	O RING	2	-		

⟷ Interchangeable; ≠ not interchangeable; ⟵ new for old; ⟶ old for new

C60207 SPOOL SECTION (TRAVEL RH)
SECTION DE TIROIR (DEPLACEMENT DROITE)
SPULENSEKTION (FAHREN RS)

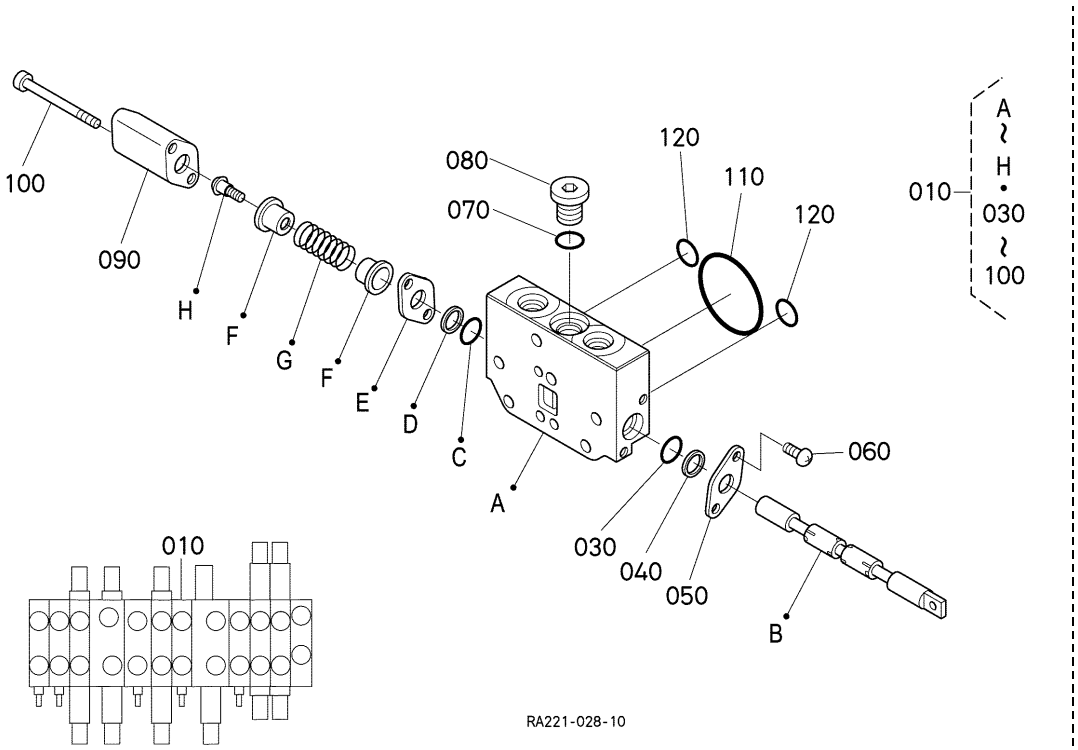

A:U17-3ALPHA

REF.No. POS.No. BILD-Nr.	PART No. REFERENCE BESELL-Nr.	PART NAME	DESIGNATION	BEZEICHNUNG	Q'TY/S.No. Q'TE/No.S. STUECK/S.Nr. A	B	I.C.	REMARKS REMARQUES BEMERKUNGEN
010	RA221-7006-2	ASSY VALVE,DRIVE RH	ENS.SOUPAPE DE ENTR.	GRP.FAHRENVENTIL RS	1	-		
020	----	BLANK	BLANC	LEERE SPALTE	-	-		
030	04816-06100	O RING	JOINT TORIQUE	O RING	1	-		
040	RA011-7074-0	RING,BACK UP	JOINT TEFLON	STUETZRING	1	-		
050	RA011-7075-0	RETAINER,O RING	SUPPORT DE JOINT TO.	ORINGARRETIERUNG	1	-		
060	03054-50510	SCREW,PAN-HEAD	VIS	SCHRAUBE	2	-		
070	04817-00110	O RING	JOINT TORIQUE	O RING	1	-		
080	RA011-7069-0	PLUG	BOUCHON	STOPFEN	1	-		
090	RA011-7082-0	CAP,SPRING	BOUCHON DE RESSORT	FEDER-KAPPE	1	-		
100	RA011-7083-0	BOLT	VIS	BOLZEN	2	-		
110	RA011-7065-0	O RING	JOINT TORIQUE	O RING	1	-		
120	04817-00100	O RING	JOINT TORIQUE	O RING	2	-		

⟷ Interchangeable; ≠ not interchangeable; ⟵ new for old; ⟶ old for new

C60208 SPOOL SECTION (INLET)
SECTION DE TIROIR (ADMISSION)
SPULENSEKTION (ANSAUG)

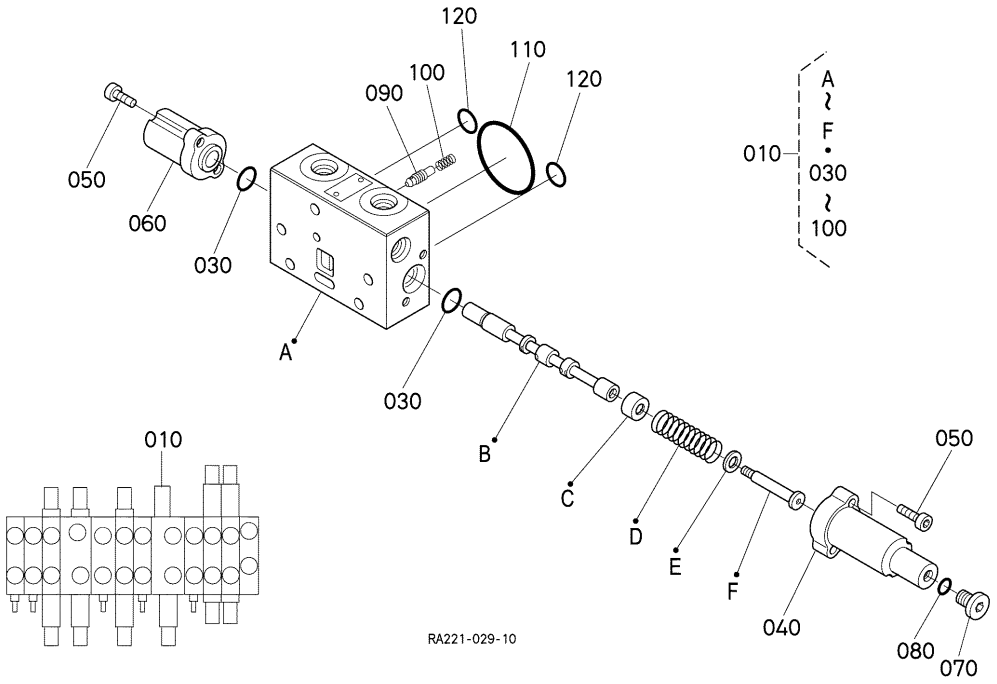

A:U17-3ALPHA

REF.No. POS.No. BILD-Nr.	PART No. REFERENCE BESELL-Nr.	PART NAME	DESIGNATION	BEZEICHNUNG	Q'TY/S.No. Q'TE/No.S. STUECK/S.Nr. A	B	I.C.	REMARKS REMARQUES BEMERKUNGEN
010	RA228-7094-0	VALVE,ASSY.INLET	ENS.D'ADMISSION	GRP.ANSAUGVENTIL	1	-		
020	----	BLANK	BLANC	LEERE SPALTE	-	-		
030	RA131-7079-0	O RING	JOINT TORIQUE	O RING	2	-		
040	RB238-7019-0	CAP	BOUCHON	KAPPE	1	-		
050	RA131-7083-0	BOLT	VIS	BOLZEN	4	-		
060	RA131-7081-0	CAP	BOUCHON	KAPPE	1	-		
070	RB238-7029-0	PLUG	BOUCHON	STOPFEN	1	-		
080	04817-00080	O RING	JOINT TORIQUE	O RING	1	-		
090	RB238-7014-0	VALVE,CHECK	SOUPAPE DE RETENUE	REGELUNGSVENTIL	1	-		
100	RB238-7015-0	SPRING	RESSORT	FRUEHLING	1	-		
110	RA011-7065-0	O RING	JOINT TORIQUE	O RING	1	-		
120	04817-00100	O RING	JOINT TORIQUE	O RING	2	-		

⟷ Interchangeable; ≠ not interchangeable; ⟵ new for old; ⟶ old for new

C60209 SPOOL SECTION (TRAVEL LH)
SECTION DE TIROIR (DEPLACEMENT GAUCHE)
SPULENSEKTION (FAHREN LS)

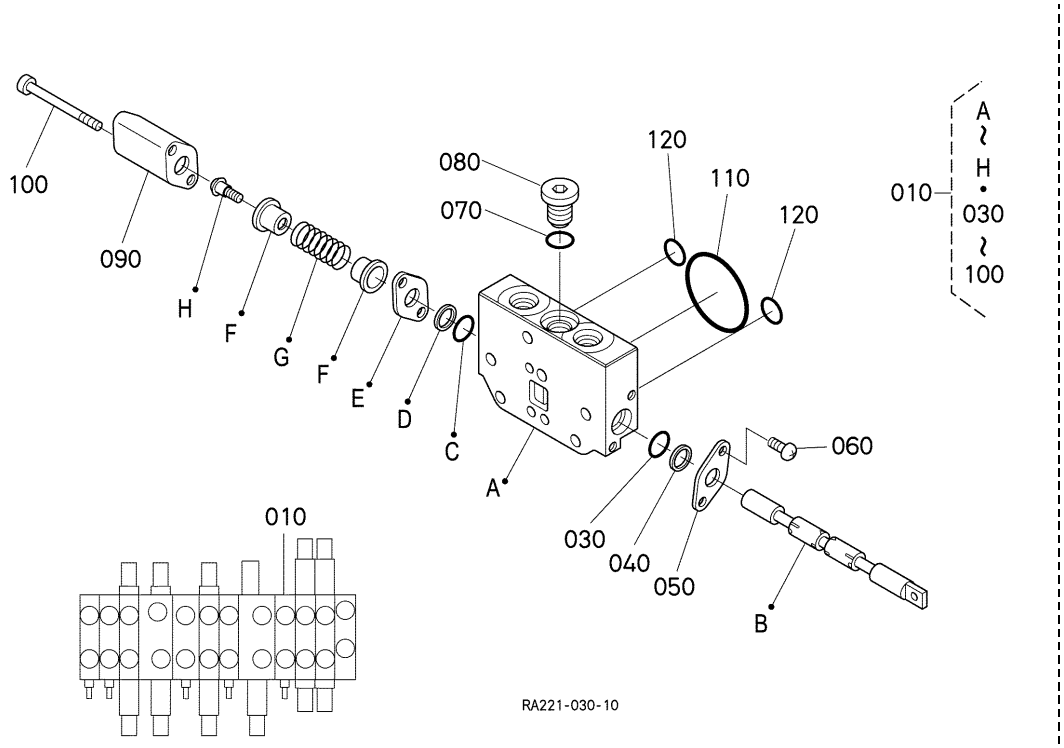

A:U17-3ALPHA

REF.No. POS.No. BILD-Nr.	PART No. REFERENCE BESELL-Nr.	PART NAME	DESIGNATION	BEZEICHNUNG	Q'TY/S.No. Q'TE/No.S. STUECK/S.Nr. A	B	I.C.	REMARKS REMARQUES BEMERKUNGEN
010	RA221-7009-2	ASSY VALVE,DRIVE LH	ENS.SOUPAPE DE ENTR.	GRP.FAHRENVENTIL LS	1	-		
020	----	BLANK	BLANC	LEERE SPALTE	-	-		
030	04816-06100	O RING	JOINT TORIQUE	O RING	1	-		
040	RA011-7074-0	RING,BACK UP	JOINT TEFLON	STUETZRING	1	-		
050	RA011-7075-0	RETAINER,O RING	SUPPORT DE JOINT TO.	ORINGARRETIERUNG	1	-		
060	03054-50510	SCREW,PAN-HEAD	VIS	SCHRAUBE	2	-		
070	04817-00110	O RING	JOINT TORIQUE	O RING	1	-		
080	RA011-7069-0	PLUG	BOUCHON	STOPFEN	1	-		
090	RA011-7082-0	CAP,SPRING	BOUCHON DE RESSORT	FEDER-KAPPE	1	-		
100	RA011-7083-0	BOLT	VIS	BOLZEN	2	-		
110	RA011-7065-0	O RING	JOINT TORIQUE	O RING	1	-		
120	04817-00100	O RING	JOINT TORIQUE	O RING	2	-		

⟷ Interchangeable; ≠ not interchangeable; ⟵ new for old; ⟶ old for new

C60210 SPOOL SECTION (BOOM)
SECTION DE TIROIR (FLECHE)
SPULENSEKTION (AUSLEGER)

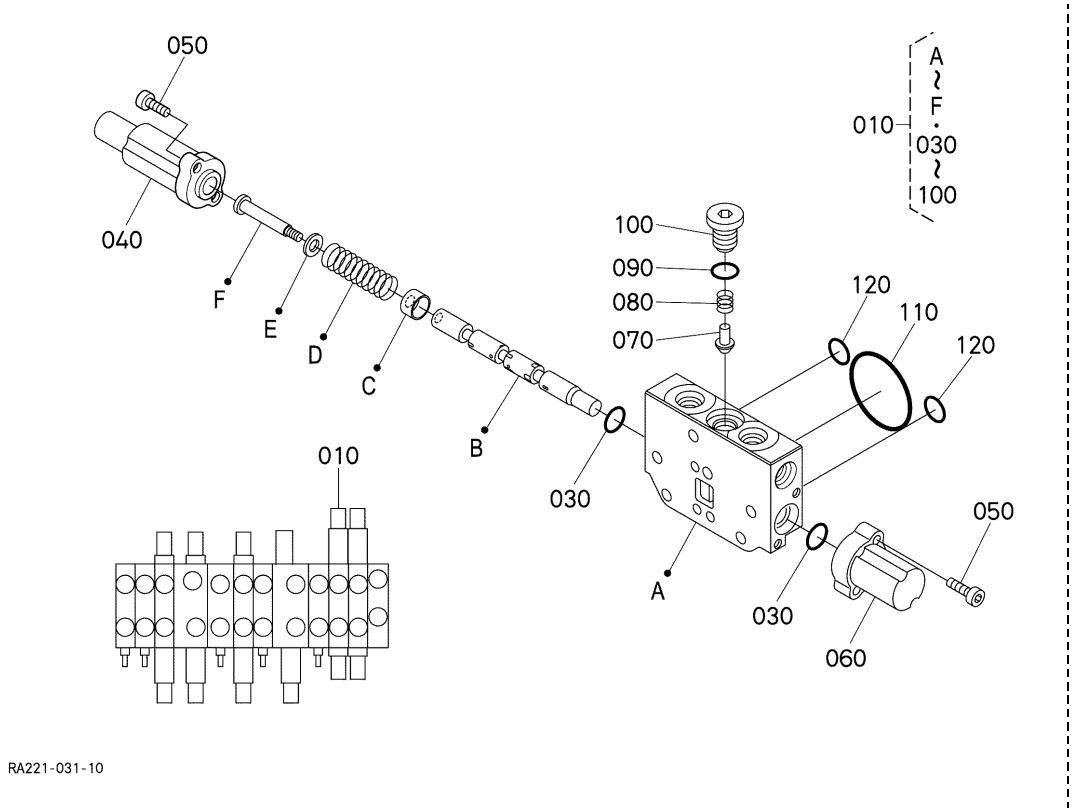

A:U17-3ALPHA

REF.No. POS.No. BILD-Nr.	PART No. REFERENCE BESELL-Nr.	PART NAME	DESIGNATION	BEZEICHNUNG	Q'TY/S.No. Q'TE/No.S. STUECK/S.Nr. A	B	I.C.	REMARKS REMARQUES BEMERKUNGEN
010	RA221-7007-0	VALVE,ASSY.BOOM	ENS.SOUPAPE FLECHE	GRP.AUSEGERVENTIL	1	-		
020	----	BLANK	BLANC	LEERE SPALTE	-	-		
030	RA131-7079-0	O RING	JOINT TORIQUE	O RING	2	-		
040	RA131-7082-0	CAP	BOUCHON	KAPPE	1	-		
050	RA131-7083-0	BOLT	VIS	BOLZEN	4	-		
060	RA131-7081-0	CAP	BOUCHON	KAPPE	1	-		
070	RA011-7079-0	VALVE	SOUPAPE	VENTIL	1	-		
080	RA011-7080-0	SPRING,VALVE	RESSORT DE SOUPAPE	VENTIL-FEDER	1	-		
090	04817-00110	O RING	JOINT TORIQUE	O RING	1	-		
100	RA011-7081-0	PLUG,VALVE	BOUCHON DE SOUPAPE	VENTIL-STOPFEN	1	-		
110	RA011-7065-0	O RING	JOINT TORIQUE	O RING	1	-		
120	04817-00100	O RING	JOINT TORIQUE	O RING	2	-		

⟷ Interchangeable; ≠ not interchangeable; ⟵ new for old; ⟶ old for new

C60211 SPOOL SECTION (BUCKET)
SECTION DE TIROIR (GODET)
SPULENSEKTION (KUEBEL)

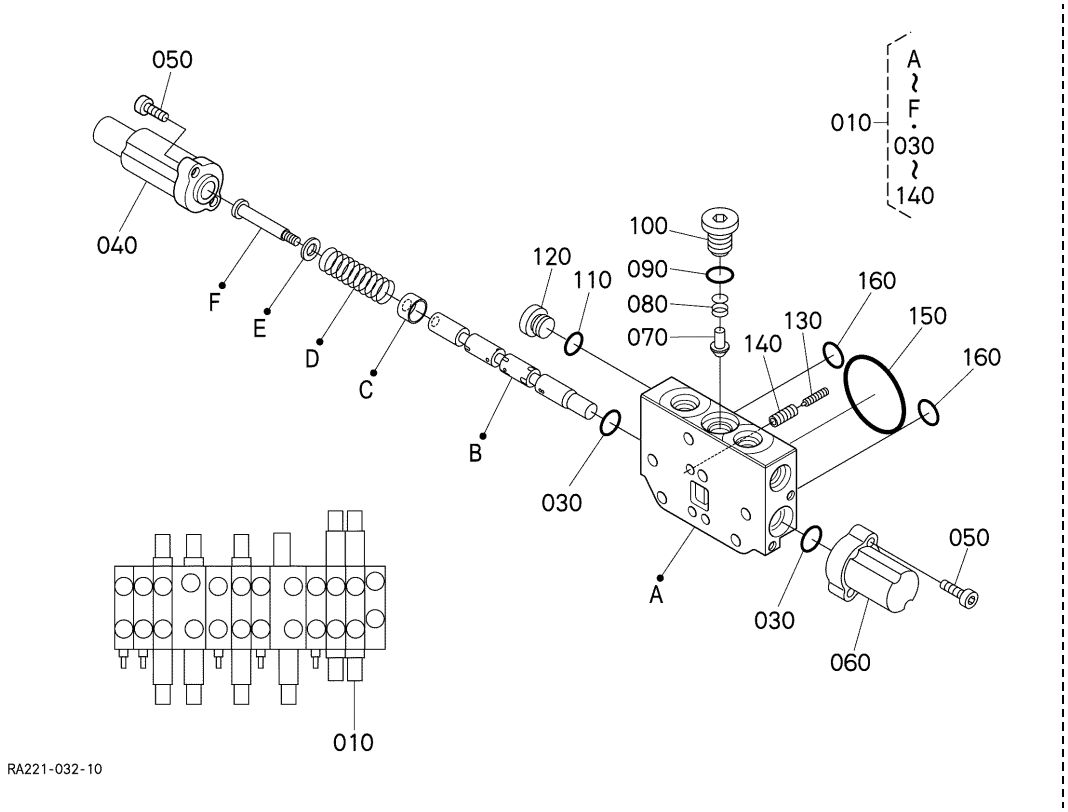

A:U17-3ALPHA

REF.No. POS.No. BILD-Nr.	PART No. REFERENCE BESELL-Nr.	PART NAME	DESIGNATION	BEZEICHNUNG	Q'TY/S.No. Q'TE/No.S. STUECK/S.Nr. A	B	I.C.	REMARKS REMARQUES BEMERKUNGEN
010	RB238-7008-0	ASSY VALVE,BUCKET	ENS.SOUPAPE DE GODET	GRP.KUEBELVENTIL	1	-		
020	----	BLANK	BLANC	LEERE SPALTE	-	-		
030	RA131-7079-0	O RING	JOINT TORIQUE	O RING	2	-		
040	RA131-7082-0	CAP	BOUCHON	KAPPE	1	-		
050	RA131-7083-0	BOLT	VIS	BOLZEN	4	-		
060	RA131-7081-0	CAP	BOUCHON	KAPPE	1	-		
070	RA011-7079-0	VALVE	SOUPAPE	VENTIL	1	-		
080	RA011-7080-0	SPRING,VALVE	RESSORT DE SOUPAPE	VENTIL-FEDER	1	-		
090	04817-00110	O RING	JOINT TORIQUE	O RING	1	-		
100	RA011-7081-0	PLUG,VALVE	BOUCHON DE SOUPAPE	VENTIL-STOPFEN	1	-		
110	04817-00140	O RING	JOINT TORIQUE	O RING	1	-		
120	RA011-7070-0	PLUG	BOUCHON	STOPFEN	1	-		
130	RB238-7012-0	VALVE,CHECK	SOUPAPE DE RETENUE	REGELUNGSVENTIL	1	-		
140	RB238-7013-0	SPRING	RESSORT	FRUEHLING	1	-		
150	RA011-7065-0	O RING	JOINT TORIQUE	O RING	1	-		
160	04817-00100	O RING	JOINT TORIQUE	O RING	2	-		

⟷ Interchangeable; ≠ not interchangeable; ⟵ new for old; ⟶ old for new

C702 UNLOAD VALVE
SOUPAPE DE DECHARGE
ENTLADERVENTIL

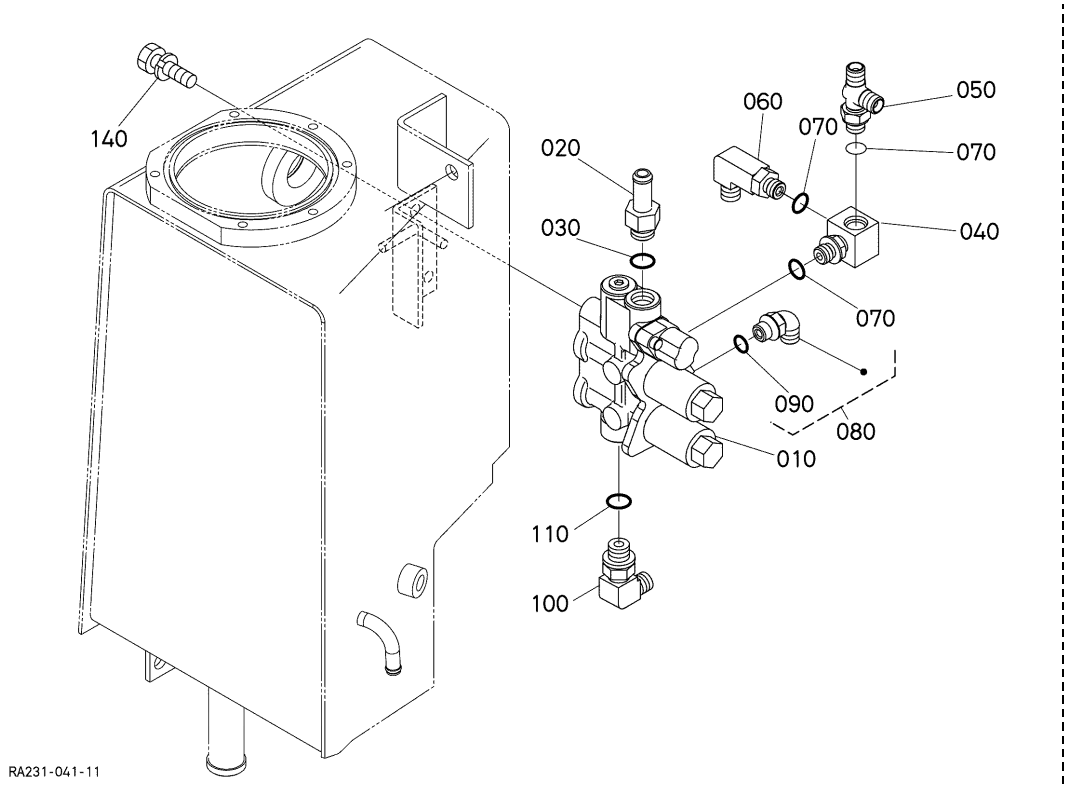

A:U17-3ALPHA

REF.No. POS.No. BILD-Nr.	PART No. REFERENCE BESELL-Nr.	PART NAME	DESIGNATION	BEZEICHNUNG	Q'TY/S.No. Q'TE/No.S. STUECK/S.Nr. A	B	I.C.	REMARKS REMARQUES BEMERKUNGEN
010	RA221-6125-0	ASSY VALVE,UNLOAD	ENS.SOUPAPE	GRP.ABZWFIGVENTIL	1	-		
020	5H601-2781-0	PIPE JOINT,DRAIN	RACCORD DE TUYAU	ROHRSCHALTUNG	1	-		
030	04817-00110	O RING	JOINT TORIQUE	O RING	1	-		
040	RP201-6189-0	JOINT,PIPE	RACCORD DE TUYAU	ROHRSCHALTUNG	1	-		
050	RC101-6383-0	T JOINT,PIPE(F)	ACCOUPLEMENT TUYAU F	ROHRSCHALTUNG	1	-		
060	68591-6323-0	ELBOW	COUDE	KNIESTUECK	1	-		
070	04817-00110	O RING	JOINT TORIQUE	O RING	3	-		
080	RB411-6376-0	JOINT,PIPE	RACCORD DE TUYAU	ROHRSCHALTUNG	1	-		
090	04817-00110	O RING	JOINT TORIQUE	O RING	1	-		
100	RP201-6181-0	JOINT,PIPE	RACCORD DE TUYAU	ROHRSCHALTUNG	1	-		
110	04817-00140	O RING	JOINT TORIQUE	O RING	1	-		
120	----	BLANK	BLANC	LEERE SPALTE	-	-		
130	----	BLANK	BLANC	LEERE SPALTE	-	-		
140	01123-61020	BOLT	VIS	BOLZEN	2	-		

⟷ Interchangeable; ≠ not interchangeable; ⟵ new for old; ⟶ old for new

C703 UNLOAD VALVE (COMPONENT PARTS)
SOUPAPE DE DECHARGE (PARTIES COMPOSANTES)
ENTLADERVENTIL (EINZEL-TEIL)

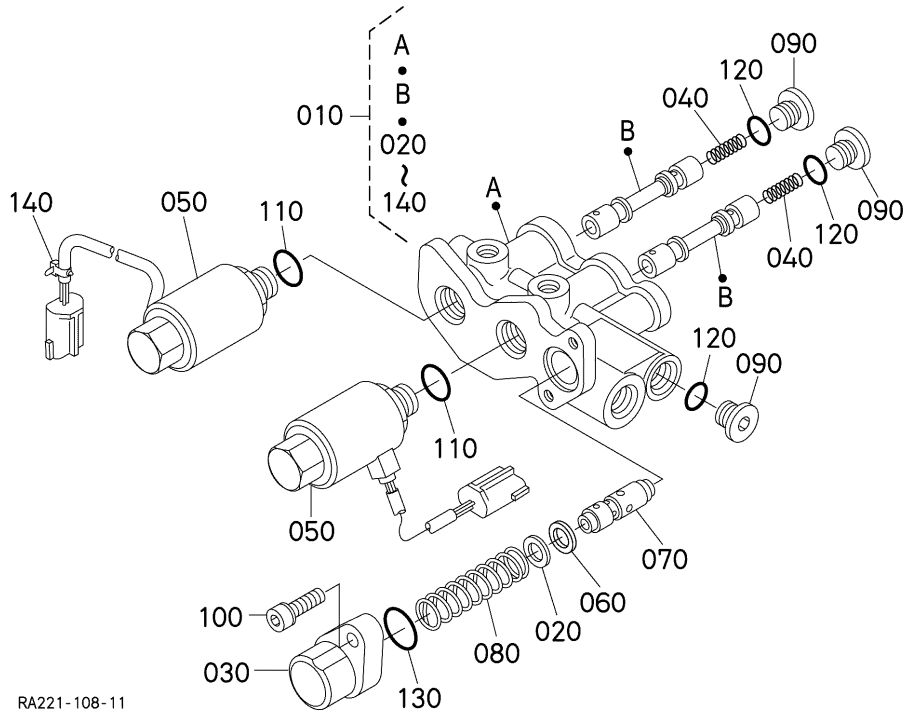

A:U17-3ALPHA

REF.No. POS.No. BILD-Nr.	PART No. REFERENCE BESELL-Nr.	PART NAME	DESIGNATION	BEZEICHNUNG	Q'TY/S.No. Q'TE/No.S. STUECK/S.Nr. A	B	I.C.	REMARKS REMARQUES BEMERKUNGEN
010	RA221-6125-0	ASSY VALVE,UNLOAD	ENS.SOUPAPE	GRP.ABZWFIGVENTIL	1	-		
020	RD401-6193-0	SHIM	CALE	BEILAGE	2	-		
030	RA221-6142-0	COVER	COUVERCLE	DECKEL	1	-		
040	RC601-6192-0	ASSY SPRING	ENS.RESSORT	GRP.FEDER	2	-		
050	RA221-6141-0	SOLENOID	SOLENOIDE	SOLENOID	2	-		
060	04012-50080	WASHER,PLAIN	RONDELLE FREIN	SCHEIBE	1	-		
070	RA221-6143-0	PLUNGER	PLONGEUR	ELEMENT,PUMPE	1	-		
080	RB411-6197-0	ASSY SPRING	ENS.RESSORT	GRP.FEDER	1	-		
090	RC601-6194-0	PLUG	BOUCHON	STOPFEN	3	-		
100	01350-10520	BOLT,HEX-SOC-HD	VIS	BOLZEN	2	-		
110	04816-06120	O RING	JOINT TORIQUE	O RING	2	-		
120	04817-00110	O RING	JOINT TORIQUE	O RING	3	-		
130	04817-00200	O RING	JOINT TORIQUE	O RING	1	-		
140	RD401-6199-0	CLAMP	ATTACHE	KLAMMER	1	-		

⟷ Interchangeable; ≠ not interchangeable; ⟵ new for old; ⟶ old for new

C704 CHANGE VALVE
CHANGEMENT SOUPAPE
AENDERUNGVENTIL

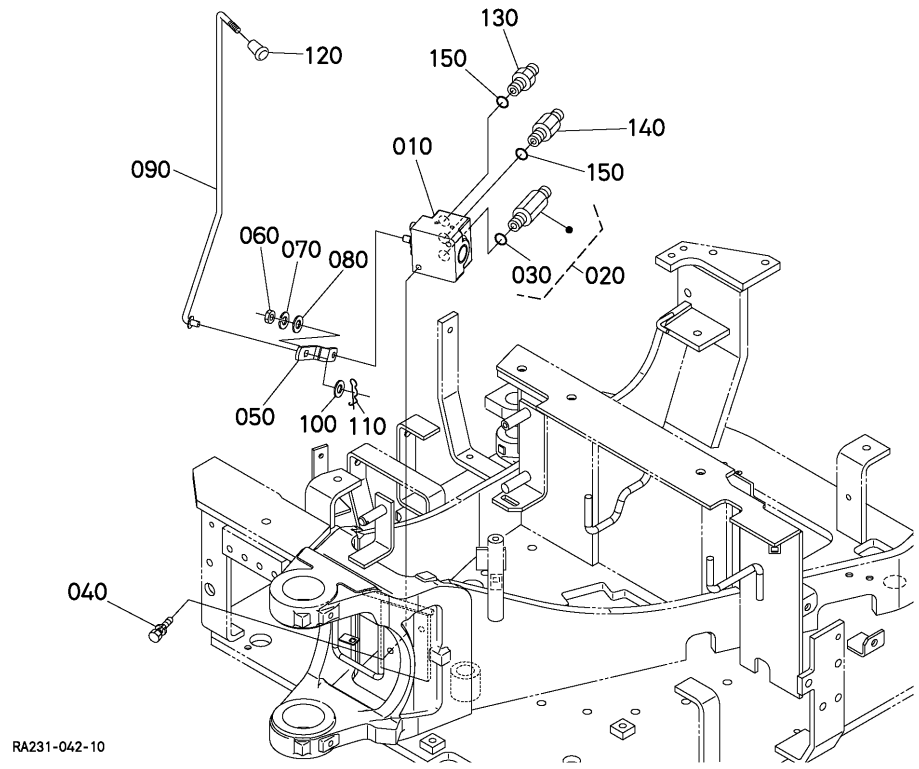

A:U17-3ALPHA

REF.No. POS.No. BILD-Nr.	PART No. REFERENCE BESELL-Nr.	PART NAME	DESIGNATION	BEZEICHNUNG	Q'TY/S.No. Q'TE/No.S. STUECK/S.Nr. A	B	I.C.	REMARKS REMARQUES BEMERKUNGEN
010	RA211-6150-0	ASSY VALVE,CHANGE	ENS.SOUPAPE,VARIATIO	GRP.AENDERUNGVENTIL	1	-		
020	RA221-6195-0	JOINT,PIPE	RACCORD DE TUYAU	ROHRSCHALTUNG	2	-		
030	04816-00110	O RING	JOINT TORIQUE	O RING	2	-		
040	01123-60820	BOLT	VIS	BOLZEN	2	-		
050	RB238-6154-2	LEVER, ADJUST	LEVIER	HEBEL	1	-		
060	02118-60100	NUT	ECROU	MUTTER	1	-		
070	04512-60100	WASHER,SPRING	RONDELLE GROWER	FEDERRING	1	-		
080	04013-60100	WASHER,PLAIN	RONDELLE FREIN	SCHEIBE	1	-		
090	RA231-6155-0	ROD	BIELLETTE	STANGEN	1	-		
100	04013-60080	WASHER,PLAIN	RONDELLE FREIN	SCHEIBE	1	-		
110	52300-3412-0	PIN,SNAP	GOUPILLE BETA	SICHERUNGSSTIFT	1	-		
120	33251-8017-0	GRIP	POIGNEE	GRIFF	1	-		
130	68728-7615-0	ADAPTER	ADAPTATEUR	ZWISCHENSTUECK	2	-		
140	RA111-6313-0	JOINT,PIPE	RACCORD DE TUYAU	ROHRSCHALTUNG	2	-		
150	04817-00110	O RING	JOINT TORIQUE	O RING	4	-		

⟷ Interchangeable; ≠ not interchangeable; ⟵ new for old; ⟶ old for new

C705 CHANGE VALVE (COMPONENT PARTS)
CHANGEMENT SOUPAPE (PARTIES COMPOSANTES)
AENDERUNGVENTIL (EINZEL-TEIL)

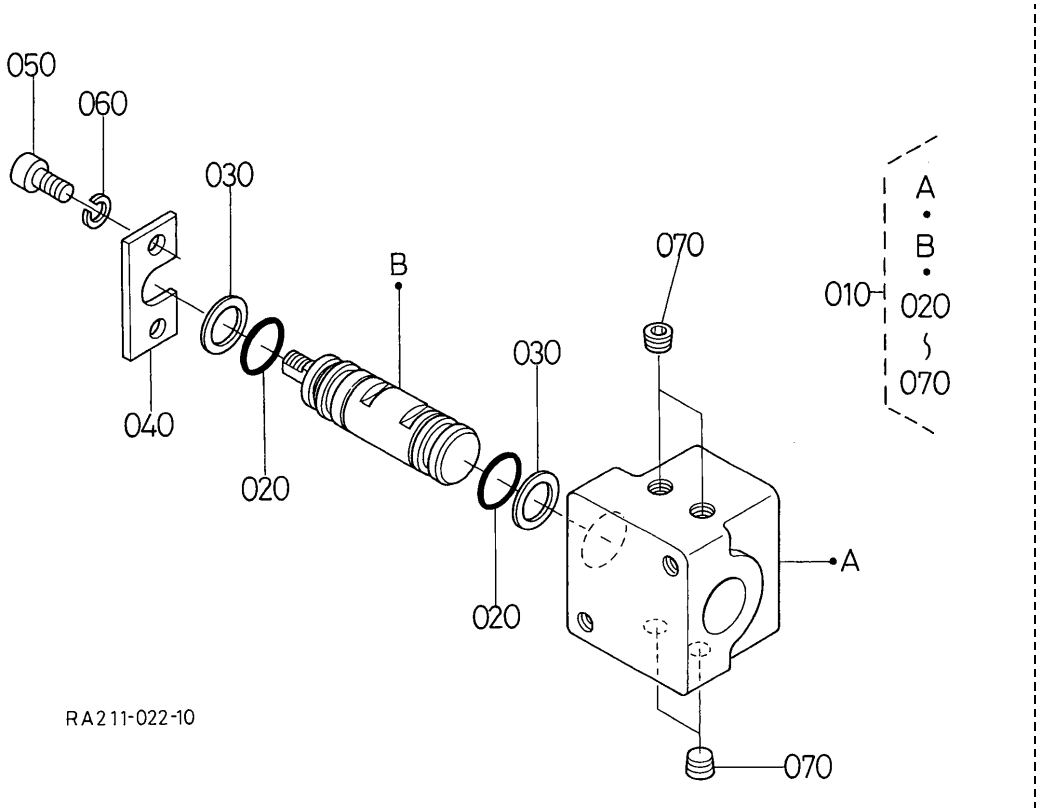

A:U17-3ALPHA

REF.No. POS.No. BILD-Nr.	PART No. REFERENCE BESELL-Nr.	PART NAME	DESIGNATION	BEZEICHNUNG	Q'TY/S.No. Q'TE/No.S. STUECK/S.Nr. A	B	I.C.	REMARKS REMARQUES BEMERKUNGEN
010	RA211-6150-0	ASSY VALVE,CHANGE	ENS.SOUPAPE,VARIATIO	GRP.AENDERUNGVENTIL	1	-		
020	04817-00210	O RING	JOINT TORIQUE	O RING	2	-		
030	69191-6157-0	RING,BACK UP	JOINT TEFLON	STUETZRING	2	-		
040	69191-6153-0	SPACER	ENTRETOISE	DISTANZSCHEIBE	1	-		
050	01311-10816	BOLT,HEX-SOC-HD	VIS	BOLZEN	2	-		
060	04512-60080	WASHER,SPRING	RONDELLE GROWER	FEDERRING	2	-		
070	6C090-3664-0	PLUG,SCREW	VIS DE BOUCHON	STOPFEN	4	-		

⟷ Interchangeable; ≠ not interchangeable; ⟵ new for old; ⟶ old for new

D000 CONTROL LEVER (FRAME)
LEVIER DE COMMANDE (CADRE DE CONTROLE)
KONTROLLHEBEL (RAHMEN)

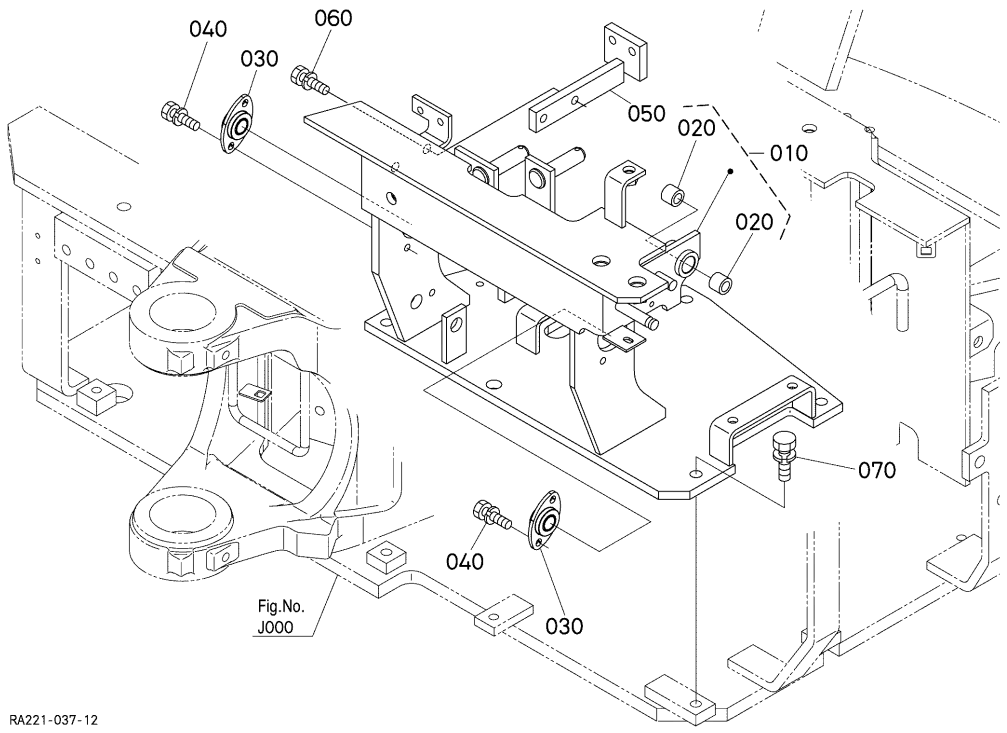

A:U17-3ALPHA

REF.No. POS.No. BILD-Nr.	PART No. REFERENCE BESELL-Nr.	PART NAME	DESIGNATION	BEZEICHNUNG	Q'TY/S.No. Q'TE/No.S. STUECK/S.Nr. A	B	I.C.	REMARKS REMARQUES BEMERKUNGEN
010	RA221-6510-2	ASSY BRACKET,VALVE	ENS.PALIER DISTRIBU.	GRP.VENTILHALTER	1	-		
020	08511-01410	BUSH	BAGUE	BUCHSE	2	-		
030	34070-4386-0	BEARING,FLANGE	ROULEMENT	FLANSCHENLAGER	2	-		
040	01123-60816	BOLT	VIS	BOLZEN	4	-		
050	RA221-6538-0	BRACKET,TRAVEL	SUPPORT DEPLACEMENT	FAHRENHALTER	1	-		
060	01123-60820	BOLT	VIS	BOLZEN	2	-		
070	01133-61025	BOLT	VIS	BOLZEN	4	-		

⟷ Interchangeable; ≠ not interchangeable; ⟵ new for old; ⟶ old for new

D100 CONTROL LEVER (LEVER LH)
LEVIER DE COMMANDE (LEVIER GAUCHE)
KONTROLLHEBEL (HEBEL LS)

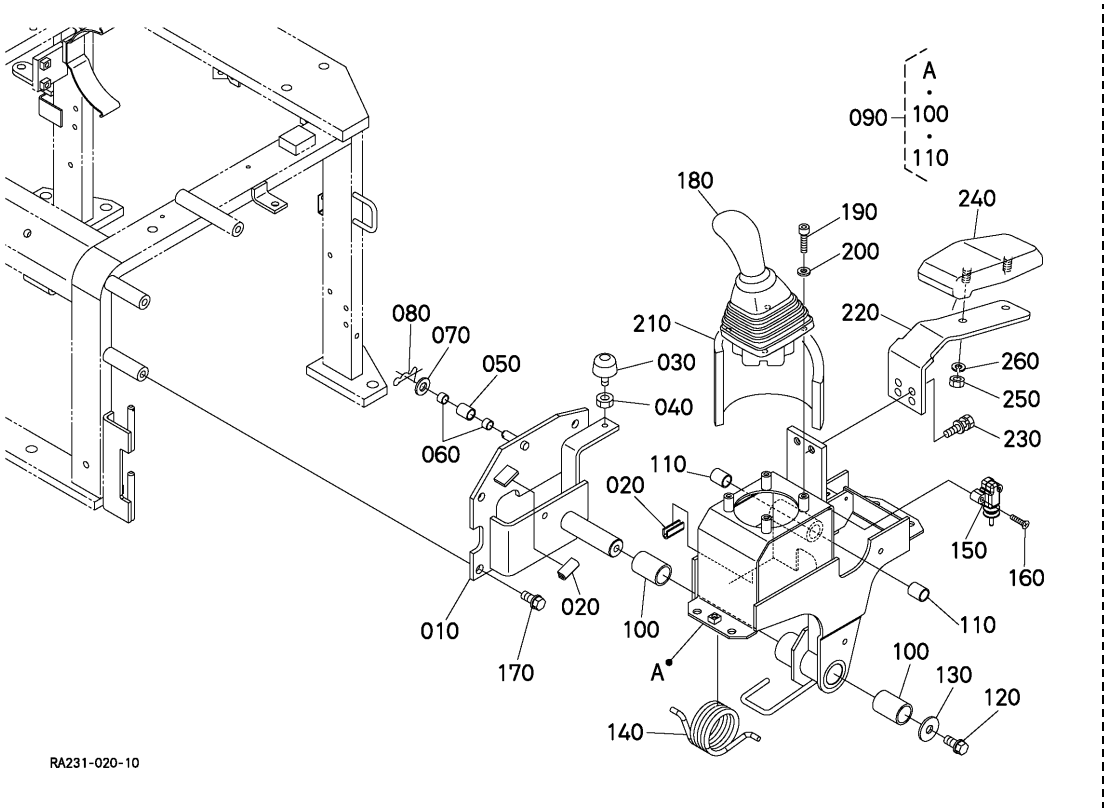

A:U17-3ALPHA

REF.No. POS.No. BILD-Nr.	PART No. REFERENCE BESELL-Nr.	PART NAME	DESIGNATION	BEZEICHNUNG	Q'TY/S.No. Q'TE/No.S. STUECK/S.Nr. A	B	I.C.	REMARKS REMARQUES BEMERKUNGEN
010	RA231-4452-0	BRACKET,CONTROL LH	SUPPORT COMMANDE G.	KONTROLLHALTER LS	1	-		
020	RA221-3821-0	TRIM	EQUILIBRAGE	TRIMM	2	-		
030	48100-5154-0	CUSHION	COUSSIN	KISSEN	1	-		
040	02114-60080	NUT	ECROU	MUTTER	1	-		
050	RC101-3816-0	COLLAR	COLLIER	HUELSE	1	-		
060	08511-01008	BUSH	BAGUE	BUCHSE	2	-		
070	04011-50100	WASHER,PLAIN	RONDELLE FREIN	SCHEIBE	1	-		
080	52300-3413-0	PIN,SNAP	GOUPILLE BETA	SICHERUNGSSTIFT	1	-		
090	RA228-4450-4	ASSY BRACKET,CONT.LH	ENS.SUPPORT COMMAN.G	GRP.KONTROLLHALTER L	1	-		
100	08511-02420	BUSH	BAGUE	BUCHSE	2	-		
110	08511-01625	BUSH	BAGUE	BUCHSE	2	-		
120	01133-61020	BOLT	VIS	BOLZEN	1	-		
130	04015-60100	WASHER,PLAIN	RONDELLE FREIN	SCHEIBE	1	-		
140	RD411-4454-0	SPRING	RESSORT	FEDER	1	-		
150	RC411-5347-3	SWITCH,LIMIT	INTERRUPTEUR	SCHALTER	1	-		
160	03056-50520	SCREW,CSK-HD	VIS	SCHRAUBE	2	-		
170	01133-61016	BOLT	VIS	BOLZEN	3	-		
180	RB238-6171-0	ASSY VALVE,PILOT LH	ENS.SOUPAPE DE PILO.	GRP.ANZEIGEVENTIL	1	-		
190	01311-10630	BOLT,HEX-SOC-HD	VIS	BOLZEN	3	-		
200	04512-60060	WASHER,SPRING	RONDELLE GROWER	FEDERRING	3	-		
210	RA221-4397-0	INSULATION,HEAT	ISOLATION THERMIQUE	HITZE-ISOLATION	1	-		
220	RA228-4485-2	BRACKET,WRISTREST LH	SUPPORT GAUCHE	HALTER LS	1	-		
230	01135-61020	BOLT	VIS	BOLZEN	2	-		
240	RC708-4463-2	WRISTREST	REPOS DE POIGNET	HANDGELENKRUHEN	1	-		
250	02114-60080	NUT	ECROU	MUTTER	2	-		
260	04512-60080	WASHER,SPRING	RONDELLE GROWER	FEDERRING	2	-		

⟷ Interchangeable; ≠ not interchangeable; ⟵ new for old; ⟶ old for new

D101 PILOT VALVE (COMPONENT PARTS)
SOUPAPE DE PILOTE (PARTIES COMPOSANTES)
ANZEIGEVENTIL (EINZEL-TEIL)

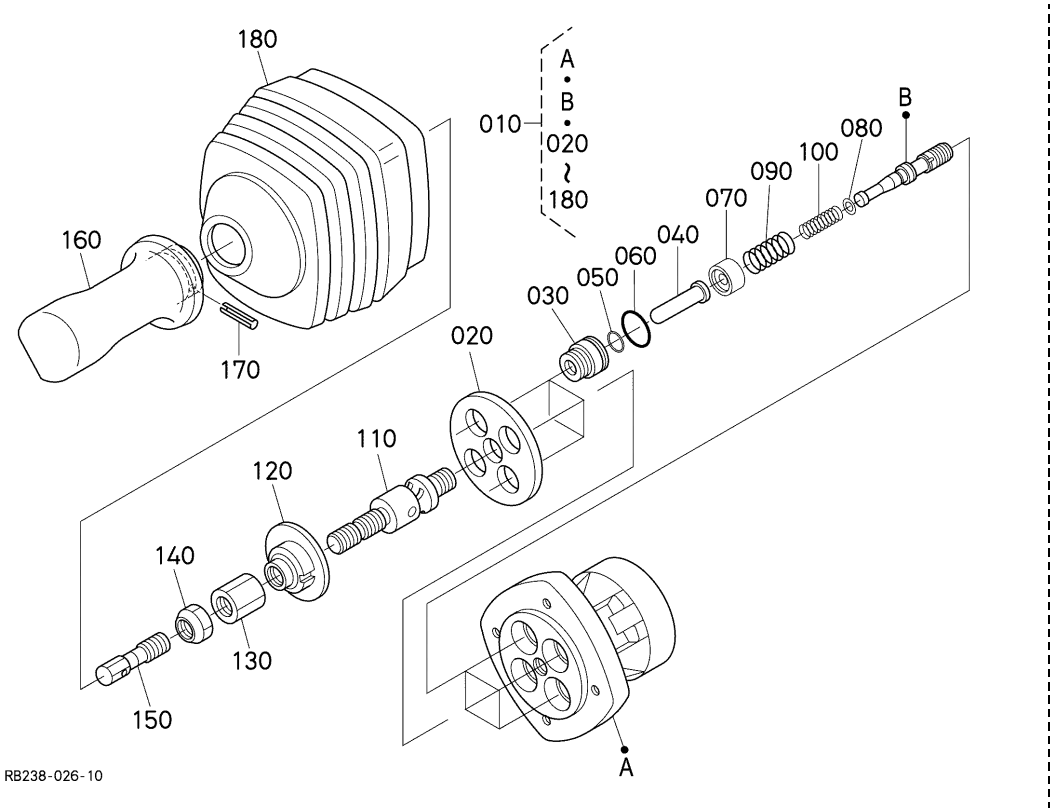

A:U17-3ALPHA

REF.No. POS.No. BILD-Nr.	PART No. REFERENCE BESELL-Nr.	PART NAME	DESIGNATION	BEZEICHNUNG	Q'TY/S.No. Q'TE/No.S. STUECK/S.Nr. A	B	I.C.	REMARKS REMARQUES BEMERKUNGEN
010	RB238-6171-0	ASSY VALVE,PILOT LH	ENS.SOUPAPE DE PILO.	GRP.ANZEIGEVENTIL	1	-		
020	RD118-9759-0	PLATE	PLAQUE	PLATTE	1	-		
030	68499-8587-0	PLUG	BOUCHON	STOPFEN	4	-		
040	68499-8588-0	PUSH ROD	TIGE DE POUSSOIR	STOSSELSTANGE	4	-		
050	68499-8589-0	SEAL	JOINT ROND	DICHTUNGEN	4	-		
060	04817-00200	O RING	JOINT TORIQUE	O RING	4	-		
070	RC411-9763-0	SEAT,SPRING	SIEGE DU RESSORT	SITZFEDER	4	-		
080	68499-8592-0	WASHER	RONDELLE	SCHEIBE	4	-		
090	RC411-9765-0	SPRING	RESSORT	FRUEHLING	4	-		
100	RB238-9011-0	SPRING	RESSORT	FRUEHLING	4	-		
110	68191-9716-0	JOINT	RACCORD	SCHALTUNG	1	-		
120	RC411-9769-0	NUT	ECROU	MUTTER	1	-		
130	RD118-9771-0	NUT,ADJUSTING	ECROU DE REGLAGE	EINSTELLMUTTER	1	-		
140	RC417-9781-0	NUT,LOCK	CONTRE-ECROU	MUTTER	1	-		
150	RC417-9782-0	LEVER	LEVIER	HEBEL	1	-		
160	RC417-9791-0	KNOB	BOUTON	SCHALTKNOPF	1	-		
170	RC417-9784-0	PIN,SPRING	GOUPILLE-RESSORT	STIFT,FEDER	1	-		
180	RC417-9789-0	BOOT	MALLE	STIEFELSCHAR	1	-		

⟷ Interchangeable; ≠ not interchangeable; ⟵ new for old; ⟶ old for new

D200 CONTROL LEVER (LEVER RH)
LEVIER DE COMMANDE (LEVIER DROITE)
KONTROLLHEBEL (HEBEL RS)

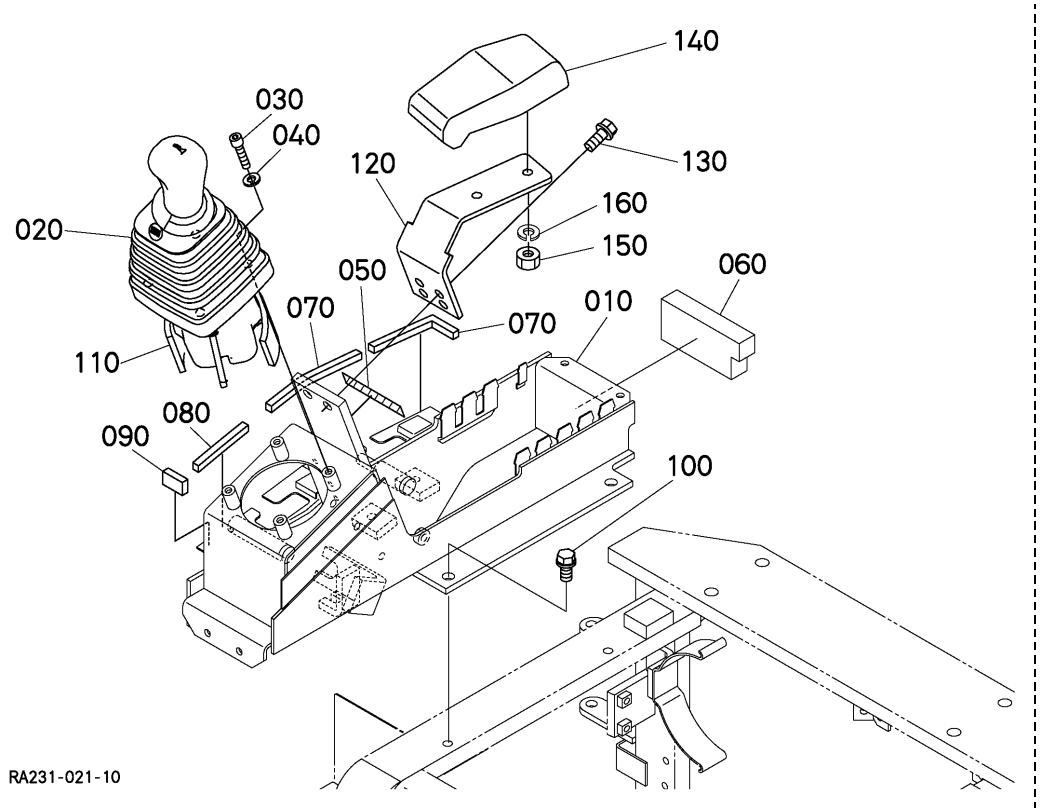

A:U17-3ALPHA

REF.No. POS.No. BILD-Nr.	PART No. REFERENCE BESELL-Nr.	PART NAME	DESIGNATION	BEZEICHNUNG	Q'TY/S.No. Q'TE/No.S. STUECK/S.Nr. A	B	I.C.	REMARKS REMARQUES BEMERKUNGEN
010	RA238-4456-0	BRACKET,CONTROL RH	SUPPORT COMMANDE D.	KONTROLLHALTER RS	1	-		
020	RB238-6172-0	ASSY VALVE,PILOT RH	ENS.SOUPAPE DE PILO.	GRP.ANZEIGEVENTIL	1	-		
030	01311-10630	BOLT,HEX-SOC-HD	VIS	BOLZEN	3	-		
040	04512-60060	WASHER,SPRING	RONDELLE GROWER	FEDERRING	3	-		
050	RA228-4459-0	BAND,SEAL	BANDE DE JOINT	DICHTBAND	1	-		
060	RA231-4274-2	SPONGE,CONTROL RH	EPONGE,COMMANDE D.	SCHAUMGUMMI RS	1	-		
070	RA221-4271-0	SPONGE,CONTROL RH	EPONGE,COMMANDE D.	SCHAUMGUMMI RS	2	-		
080	RA221-4272-0	SPONGE,CONTROL RH	EPONGE,COMMANDE D.	SCHAUMGUMMI RS	1	-		
090	RA221-4273-0	SPONGE,CONTROL RH	EPONGE,COMMANDE D.	SCHAUMGUMMI RS	1	-		
100	01133-61016	BOLT	VIS	BOLZEN	2	-		
110	RA221-4398-0	INSULATION,HEAT	ISOLATION THERMIQUE	HITZE-ISOLATION	1	-		
120	RB238-4482-2	BRACKET,WRISTREST RH	SUPPORT DROIT	HALTER RS	1	-		
130	01135-61020	BOLT	VIS	BOLZEN	2	-		
140	RC708-4463-2	WRISTREST	REPOS DE POIGNET	HANDGELENKRUHEN	1	-		
150	02114-60080	NUT	ECROU	MUTTER	2	-		
160	04512-60080	WASHER,SPRING	RONDELLE GROWER	FEDERRING	2	-		

⟷ Interchangeable; ≠ not interchangeable; ⟵ new for old; ⟶ old for new

D201 PILOT VALVE (COMPONENT PARTS)
SOUPAPE DE PILOTE (PARTIES COMPOSANTES)
ANZEIGEVENTIL (EINZEL-TEIL)

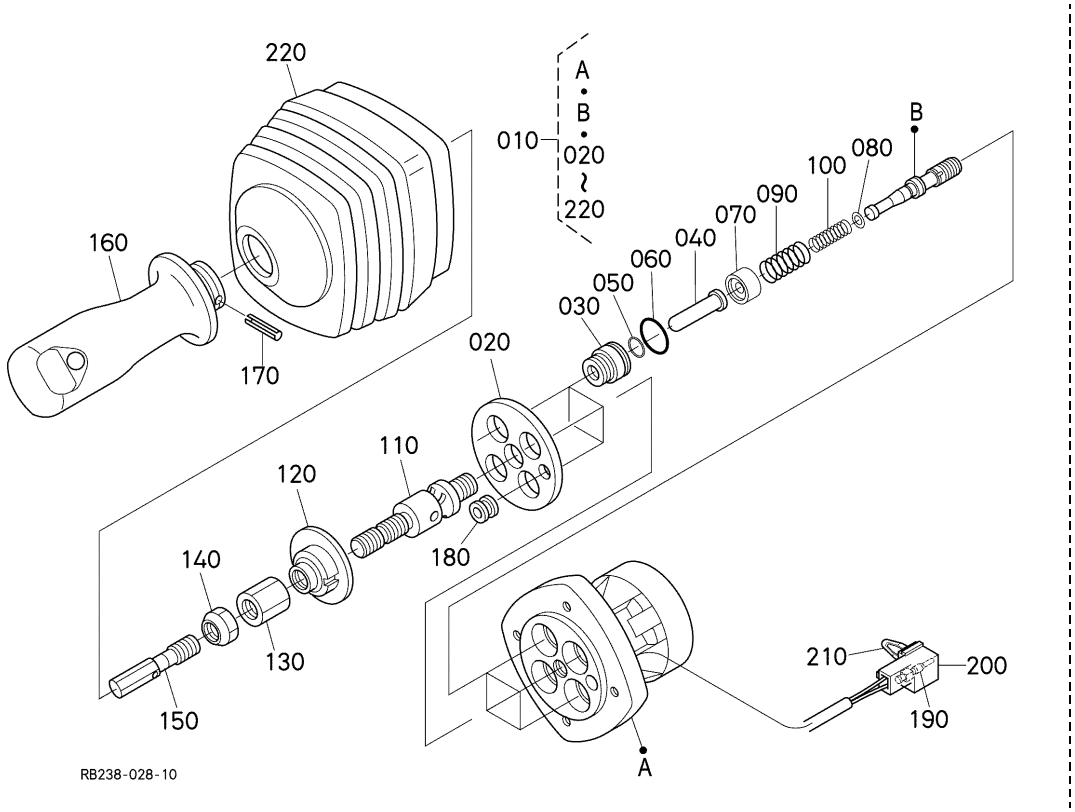

A:U17-3ALPHA

REF.No. POS.No. BILD-Nr.	PART No. REFERENCE BESELL-Nr.	PART NAME	DESIGNATION	BEZEICHNUNG	Q'TY/S.No. Q'TE/No.S. STUECK/S.Nr. A	B	I.C.	REMARKS REMARQUES BEMERKUNGEN
010	RB238-6172-0	ASSY VALVE,PILOT RH	ENS.SOUPAPE DE PILO.	GRP.ANZEIGEVENTIL	1	-		
020	RD118-9759-0	PLATE	PLAQUE	PLATTE	1	-		
030	68499-8587-0	PLUG	BOUCHON	STOPFEN	4	-		
040	68499-8588-0	PUSH ROD	TIGE DE POUSSOIR	STOSSELSTANGE	4	-		
050	68499-8589-0	SEAL	JOINT ROND	DICHTUNGEN	4	-		
060	04817-00200	O RING	JOINT TORIQUE	O RING	4	-		
070	RC411-9763-0	SEAT,SPRING	SIEGE DU RESSORT	SITZFEDER	4	-		
080	68499-8592-0	WASHER	RONDELLE	SCHEIBE	4	-		
090	RC411-9765-0	SPRING	RESSORT	FRUEHLING	4	-		
100	RB238-9011-0	SPRING	RESSORT	FRUEHLING	4	-		
110	68191-9716-0	JOINT	RACCORD	SCHALTUNG	1	-		
120	RC411-9769-0	NUT	ECROU	MUTTER	1	-		
130	RD118-9771-0	NUT,ADJUSTING	ECROU DE REGLAGE	EINSTELLMUTTER	1	-		
140	RC417-9781-0	NUT,LOCK	CONTRE-ECROU	MUTTER	1	-		
150	RC417-9782-0	LEVER	LEVIER	HEBEL	1	-		
160	RC417-9783-0	KNOB	BOUTON	SCHALTKNOPF	1	-		
170	RC417-9784-0	PIN,SPRING	GOUPILLE-RESSORT	STIFT,FEDER	1	-		
180	RC417-9785-0	BUSH	BAGUE	BUCHSE	1	-		
190	RC417-9786-2	CONNECTOR	CONNECTEUR	ANSCHLUBE	2	-		
200	RC417-9787-0	HOUSING	CARTER	GEHAEUSE	1	-		
210	RC417-9788-0	CLIP	ATTACHE	SCHELLE	1	-		
220	RC417-9789-0	BOOT	MALLE	STIEFELSCHAR	1	-		

⟷ Interchangeable; ≠ not interchangeable; ⟵ new for old; ⟶ old for new

D300 CONTROL LEVER (TRAVEL LH)
LEVIER DE COMMANDE (DEPLACEMENT GAUCHE)
KONTROLLHEBEL (FAHREN LS)

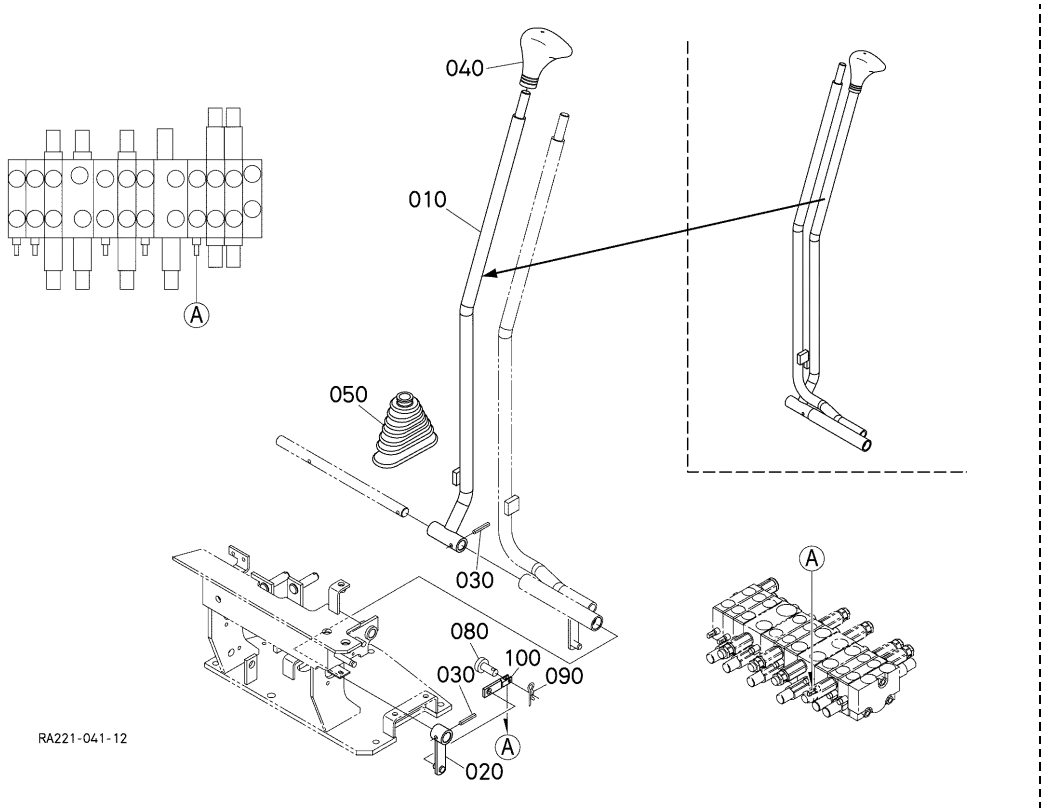

A:U17-3ALPHA

REF.No. POS.No. BILD-Nr.	PART No. REFERENCE BESELL-Nr.	PART NAME	DESIGNATION	BEZEICHNUNG	Q'TY/S.No. Q'TE/No.S. STUECK/S.Nr. A	B	I.C.	REMARKS REMARQUES BEMERKUNGEN
010	RA221-6531-0	LEVER,TRAVEL LH	LEVIER DE COMMAND G.	FAHRBEWEGUNGHEBEL LS	1	-		
020	RA221-6533-2	LEVER,TRAVEL LH	LEVIER DE COMMAND G.	FAHRBEWEGUNGHEBEL LS	1	-		
030	05411-00630	PIN,SPRING	GOUPILLE-RESSORT	STIFT,FRUEHLING	2	-		
040	67156-1833-0	GRIP	POIGNEE	GRIFF	1	-		
050	68161-6516-2	RUBBER,BELLOWS	CAOUTCHOUC SOUFFLET	GUMMI,BLASEBALG	1	-		
060	----	BLANK	BLANC	LEERE SPALTE	-	-		
070	----	BLANK	BLANC	LEERE SPALTE	-	-		
080	RA011-6519-0	PIN,JOINT	GOUPILLE	STIFT	1	-		
090	RA011-6517-0	PIN,SNAP	GOUPILLE BETA	SICHERUNGSSTIFT	1	-		
100	RA221-6534-0	LINK,PLATE	MAILLON PLAQUE	VERBINDUNGESTUECK	1	-		

⟷ Interchangeable; ≠ not interchangeable; ⟵ new for old; ⟶ old for new

D400 CONTROL LEVER (TRAVEL RH)
LEVIER DE COMMANDE (DEPLACEMENT DROITE)
KONTROLLHEBEL (FAHREN RS)

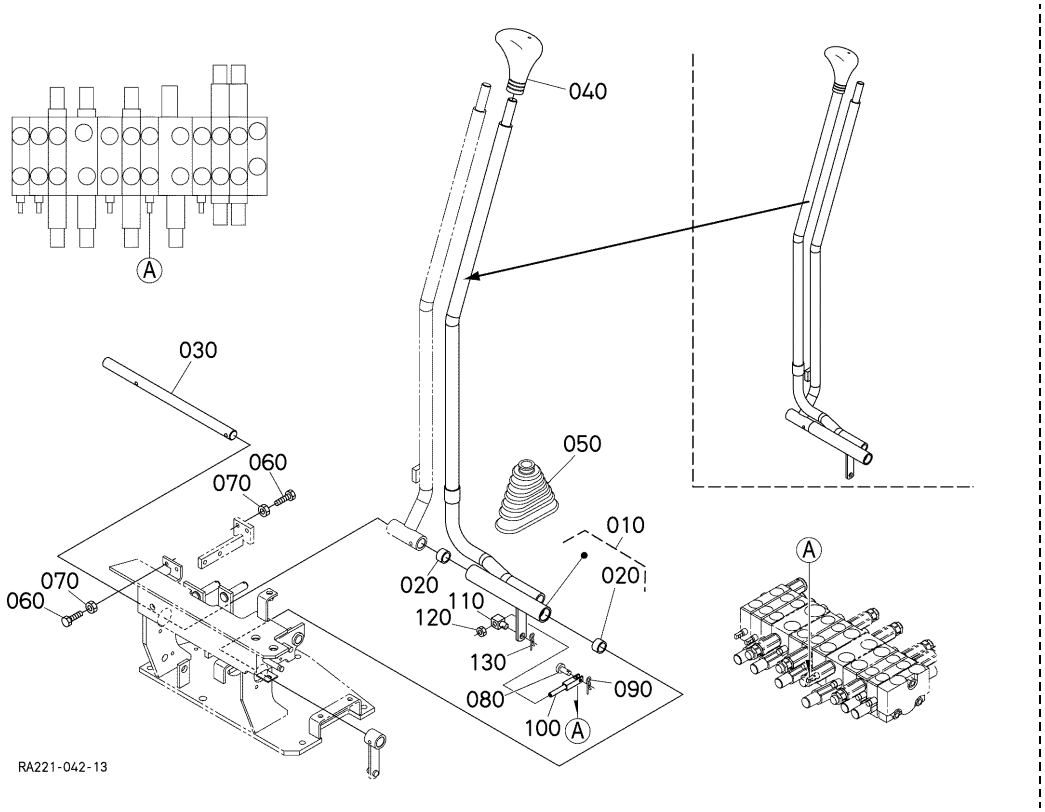

A:U17-3ALPHA

REF.No. POS.No. BILD-Nr.	PART No. REFERENCE BESELL-Nr.	PART NAME	DESIGNATION	BEZEICHNUNG	Q'TY/S.No. Q'TE/No.S. STUECK/S.Nr. A	B	I.C.	REMARKS REMARQUES BEMERKUNGEN
010	RA221-6530-2	ASSY LEVER,DRIVE RH	ENS.LEVIER DE ENTRA.	GRP.HEBELANTRIED RS	1	-		
020	RA221-6535-0	BEARING,NEEDLE	ROULEMENT A AIGUILLE	NADELLAGER	2	-		
030	RA221-6536-0	SHAFT,TRAVEL	ARBRE	WELLE	1	-		
040	67156-1833-0	GRIP	POIGNEE	GRIFF	1	-		
050	68161-6516-2	RUBBER,BELLOWS	CAOUTCHOUC SOUFFLET	GUMMI,BLASEBALG	1	-		
060	01155-60830	BOLT	VIS	BOLZEN	4	-		
070	02114-60080	NUT	ECROU	MUTTER	4	-		
080	RA011-6519-0	PIN,JOINT	GOUPILLE	STIFT	1	-		
090	RA011-6517-0	PIN,SNAP	GOUPILLE BETA	SICHERUNGSSTIFT	1	-		
100	RA221-6561-0	LINK	MAILLON	VERBINDUNGESTUECK	1	-		
110	RA221-6562-0	PIN	GOUPILLE	STIFT	1	-		
120	02114-60080	NUT	ECROU	MUTTER	1	-		
130	05525-61000	PIN,SNAP	GOUPILLE BETA	SICHERUNGSSTIFT	1	-		

⟷ Interchangeable; ≠ not interchangeable; ⟵ new for old; ⟶ old for new

D600 CONTROL LEVER (SAFETY LOCK LEVER)
LEVIER DE COMMENDE (LEVIER DE VERROUILLAGE)
KONTROLLHEBEL (HEBEL VON SCHLOSS)

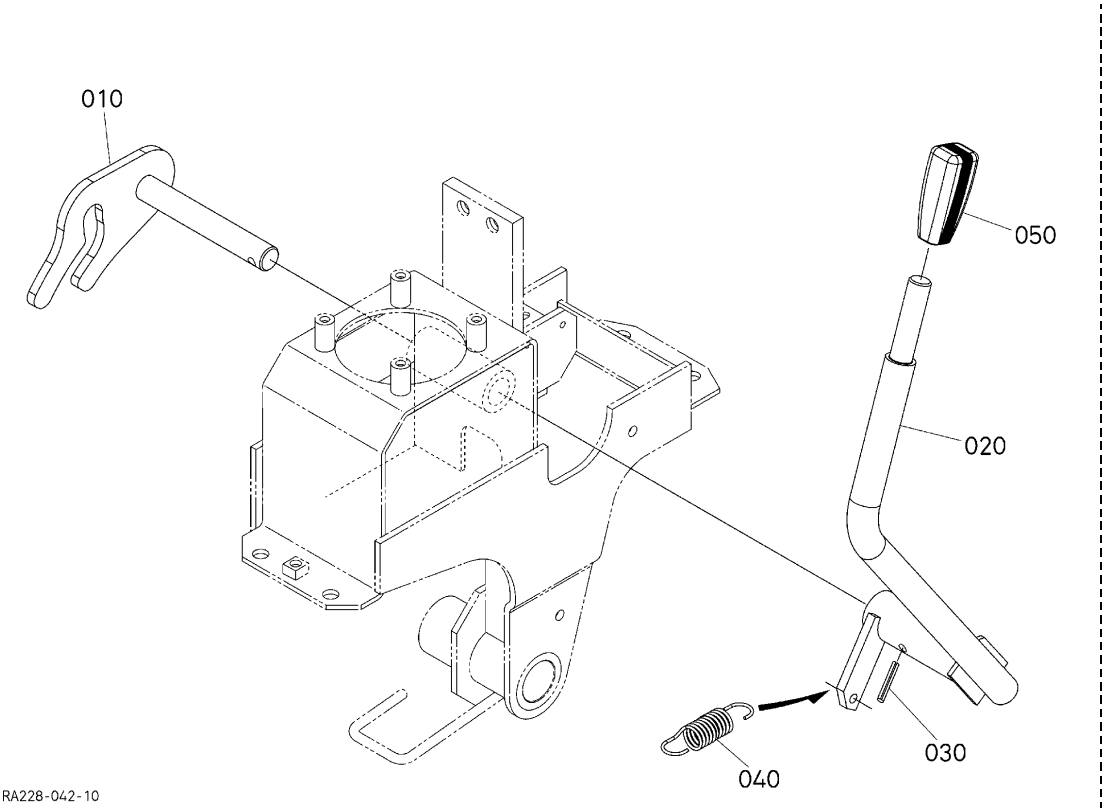

A:U17-3ALPHA

REF.No. POS.No. BILD-Nr.	PART No. REFERENCE BESELL-Nr.	PART NAME	DESIGNATION	BEZEICHNUNG	Q'TY/S.No. Q'TE/No.S. STUECK/S.Nr. A	B	I.C.	REMARKS REMARQUES BEMERKUNGEN
010	RA221-6591-0	LEVER,LOCK	LEVIER	HEBEL	1	-		
020	RA221-6592-0	LEVER,LOCK	LEVIER	HEBEL	1	-		
030	05411-00630	PIN,SPRING	GOUPILLE-RESSORT	STIFT,FRUEHLING	1	-		
040	RC101-6579-0	SPRING	RESSORT	FEDER	1	-		
050	RC101-6576-0	GRIP,LEVER	POIGNEE DE LEVIER	GRIFF	1	-		

⟷ Interchangeable; ≠ not interchangeable; ⟵ new for old; ⟶ old for new

D700 CONTROL PEDAL (SWIVEL/SWING CHANGE)
PEDALE DE COMMANDE (PIVOT/ CHANGE DE OSCILLATION)
KONTROLLPEDAL (DREHEN/ ANDERUNG VON SCHWINGEN)

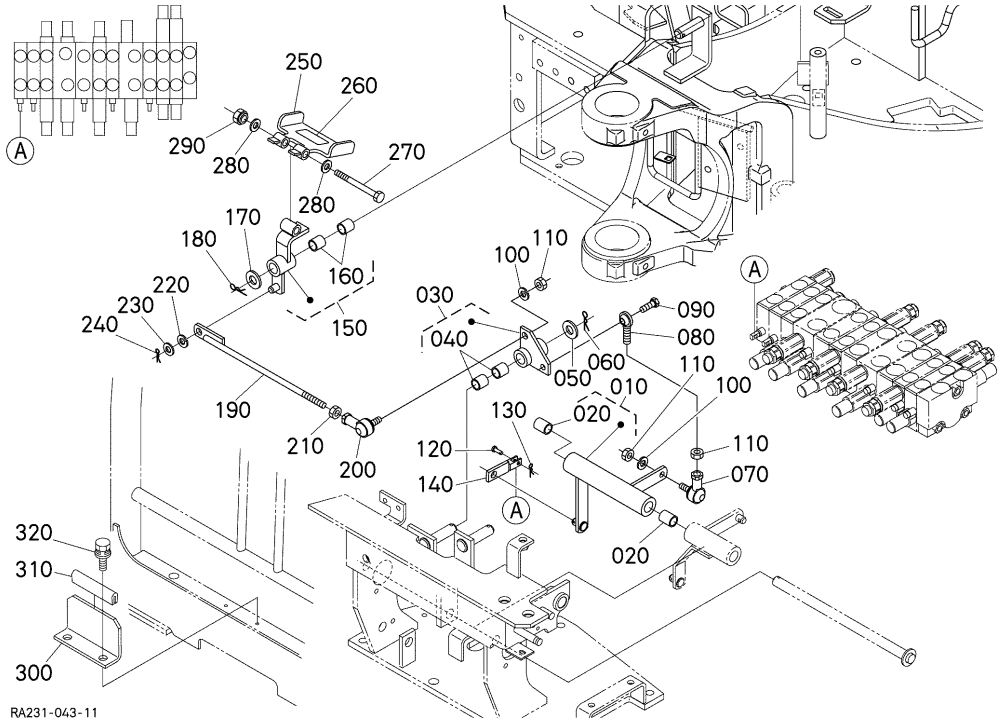

A:U17-3ALPHA

REF.No. POS.No. BILD-Nr.	PART No. REFERENCE BESELL-Nr.	PART NAME	DESIGNATION	BEZEICHNUNG	Q'TY/S.No. Q'TE/No.S. STUECK/S.Nr. A	B	I.C.	REMARKS REMARQUES BEMERKUNGEN
010	RA221-6505-3	ASSY LEVER SWING	ENS.LEVIER DE MOBILE	MONT.AUSLOESEHEBEL	1	-		
020	08511-01420	BUSH	BAGUE	BUCHSE	2	-		
030	RA221-6503-2	ASSY LEVER SWING	ENS.LEVIER DE MOBILE	MONT.AUSLOESEHEBEL	1	-		
040	08511-01410	BUSH	BAGUE	BUCHSE	2	-		
050	04013-60140	WASHER,PLAIN	RONDELLE FREIN	SCHEIBE	1	-		
060	05525-51400	PIN,SNAP	GOUPILLE BETA	SICHERUNGSSTIFT	1	-		
070	31351-2431-0	SCREW,ROD-END RH	ROTULE D.	STANGENKOPFSCHRUBE	1	-		
080	66021-4337-0	SCREW,ROD END	EXTREM BIELLE	SCHRAUBE	1	-		
090	69181-6566-0	BOLT	VIS	BOLZEN	1	-		
100	04512-60080	WASHER,SPRING	RONDELLE GROWER	FEDERRING	2	-		
110	02114-60080	NUT	ECROU	MUTTER	3	-		
120	RA011-6519-0	PIN,JOINT	GOUPILLE	STIFT	1	-		
130	RA011-6517-0	PIN,SNAP	GOUPILLE BETA	SICHERUNGSSTIFT	1	-		
140	RA221-6534-0	LINK,PLATE	MAILLON PLAQUE	VERBINDUNGESTUECK	1	-		
150	RA221-6506-2	ASSY LEVER SWING	ENS.LEVIER DE MOBILE	MONT.AUSLOESEHEBEL	1	-		
160	08511-01410	BUSH	BAGUE	BUCHSE	2	-		
170	04013-60140	WASHER,PLAIN	RONDELLE FREIN	SCHEIBE	1	-		
180	05525-51400	PIN,SNAP	GOUPILLE BETA	SICHERUNGSSTIFT	1	-		
190	RA221-6546-0	ROD	BIELLETTE	STANGEN	1	-		
200	66021-4337-0	SCREW,ROD END	EXTREM BIELLE	SCHRAUBE	1	-		
210	02114-60080	NUT	ECROU	MUTTER	1	-		
220	04512-60080	WASHER,SPRING	RONDELLE GROWER	FEDERRING	1	-		
230	04011-60100	WASHER,PLAIN	RONDELLE FREIN	SCHEIBE	1	-		
240	05525-61000	PIN,SNAP	GOUPILLE BETA	SICHERUNGSSTIFT	1	-		
250	RA221-6545-0	PEDAL	PEDAL CHANGEMENT	PEDAL	1	-		
260	RB238-6558-0	SHEET,PEDAL	PLANCHE DE PEDALE	PRDALPLATTE	1	-		
270	RB238-6595-0	BOLT	VIS	BOLZEN	1	-		
280	04013-60100	WASHER,PLAIN	RONDELLE FREIN	SCHEIBE	2	-		
290	02574-50100	NUT,LOCK	CONTRE-ECROU	MUTTER	1	-		
300	RA228-6548-0	BRACKET,STOPPER	PALIER DE ARRET	STOPFENHALTER	1	-		

⟷ Interchangeable; ≠ not interchangeable; ⟵ new for old; ⟶ old for new

D700 CONTROL PEDAL (SWIVEL/SWING CHANGE)
PEDALE DE COMMANDE (PIVOT/ CHANGE DE OSCILLATION)
KONTROLLPEDAL (DREHEN/ ANDERUNG VON SCHWINGEN)

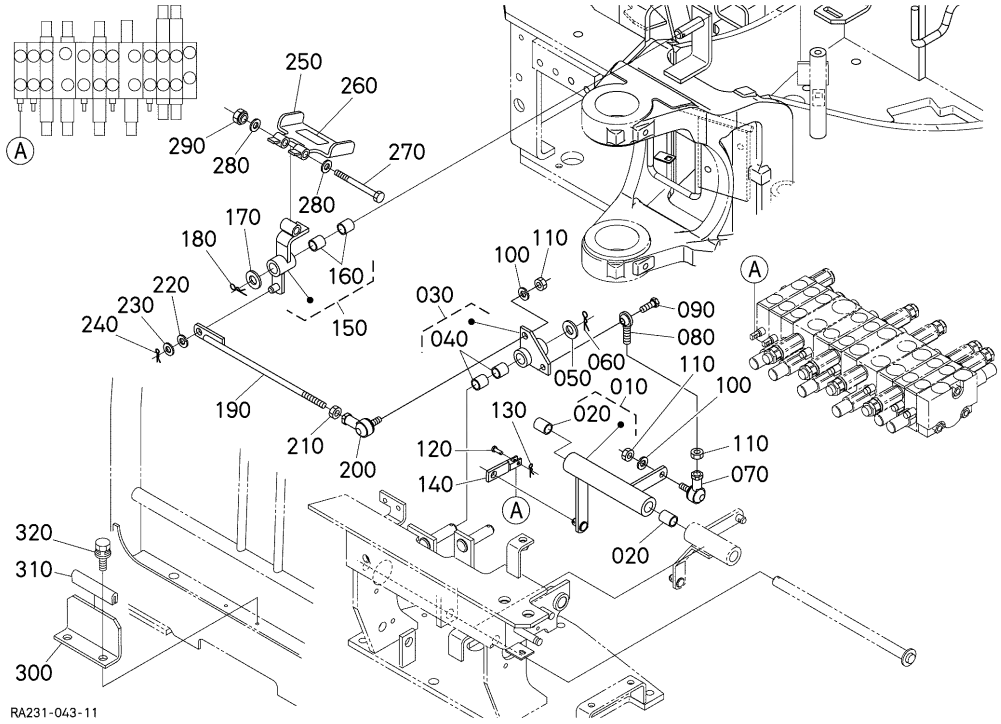

A:U17-3ALPHA

REF.No. POS.No. BILD-Nr.	PART No. REFERENCE BESELL-Nr.	PART NAME	DESIGNATION	BEZEICHNUNG	Q'TY/S.No. Q'TE/No.S. STUECK/S.Nr. A	B	I.C.	REMARKS REMARQUES BEMERKUNGEN
310	RB237-6559-0	TRIM	EQUILIBRAGE	TRIMM	1	–		
320	01125-60816	BOLT	VIS	BOLZEN	2	–		

⟷ Interchangeable; ≠ not interchangeable; ⟵ new for old; ⟶ old for new

D800 CONTROL LEVER (BLADE)
LEVIER DE COMMANDE (LAME)
KONTROLLHEBEL (PLANIERSCHILD)

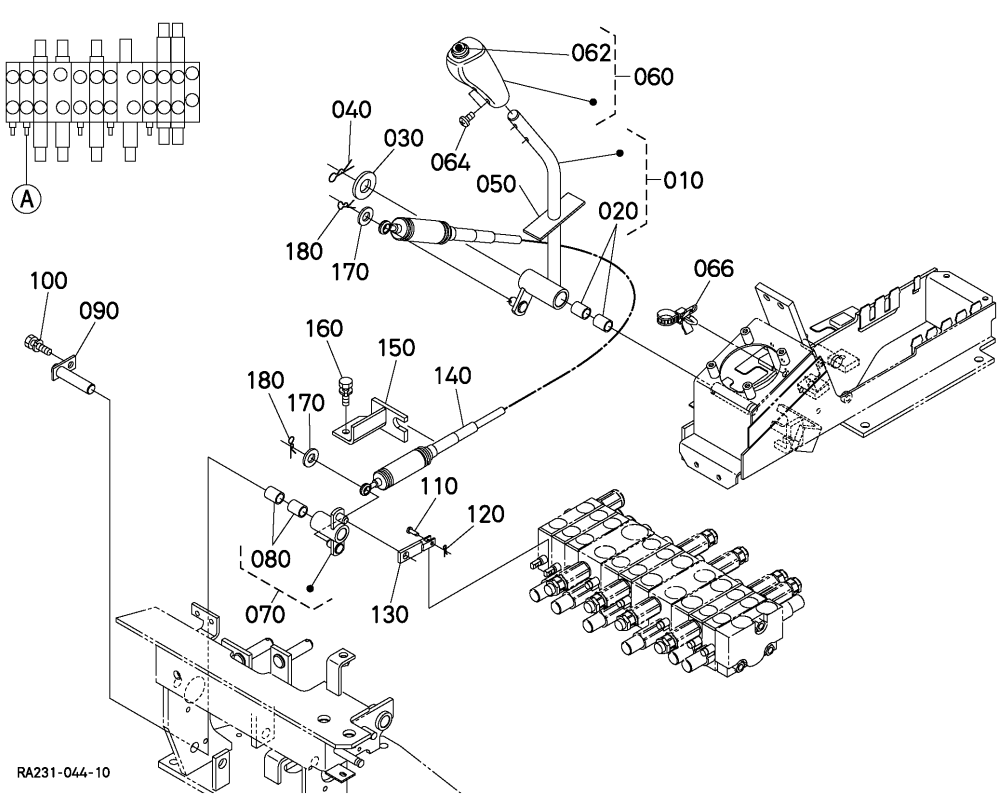

A:U17-3ALPHA

REF.No. POS.No. BILD-Nr.	PART No. REFERENCE BESELL-Nr.	PART NAME	DESIGNATION	BEZEICHNUNG	Q'TY/S.No. Q'TE/No.S. STUECK/S.Nr. A	B	I.C.	REMARKS REMARQUES BEMERKUNGEN
010	RA228-6570-2	ASSY LEVER,BLADE	ENS.LEVIER DE LAME	GRP.PLANIERSCH.HEBEL	1	-		
020	08511-01615	BUSH	BAGUE	BUCHSE	2	-		
030	04011-60160	WASHER,PLAIN	RONDELLE FREIN	SCHEIBE	1	-		
040	05525-51600	PIN,SNAP	GOUPILLE BETA	SICHERUNGSSTIFT	1	-		
050	RA228-6577-2	SEAL,BLADE LEVER	BAGUE JOINT	OELDICHTRING	1	-		
060	RB237-6575-0	GRIP	POIGNEE	GRIFF	1	-		
062	RB237-6576-0	BUTTON,SWITCH GREEN	BOUTON INTERRUP.VERT	DRUCKKNOPF	1	-		
064	03054-50406	SCREW,PAN-HEAD	VIS	SCHRAUBE	2	-		
066	RP421-5413-0	CLAMP	ATTACHE	KLAMMER	1	-		
070	RA221-6504-0	ASSY LINK,BLADE	ENS.MAILLON DE LAME	GRP.PLANIER.VERBIND.	1	-		
080	08511-01420	BUSH	BAGUE	BUCHSE	2	-		
090	RA221-6556-0	SHAFT,BLADE	ARBRE	WELLE	1	-		
100	01123-60816	BOLT	VIS	BOLZEN	1	-		
110	RA011-6519-0	PIN,JOINT	GOUPILLE	STIFT	1	-		
120	RA011-6517-0	PIN,SNAP	GOUPILLE BETA	SICHERUNGSSTIFT	1	-		
130	RA221-6534-0	LINK,PLATE	MAILLON PLAQUE	VERBINDUNGESTUECK	1	-		
140	RA221-6573-2	CABLE,BLADE	CABLE DE LAME	PLANIERSCHILD KABEL	1	-		
150	RA221-6572-0	BRACKET,BLADE CABLE	SUPPORT DE CABLE LAM	PLANIER.KABLE-HALTER	1	-		
160	01123-60816	BOLT	VIS	BOLZEN	2	-		
170	04013-60100	WASHER,PLAIN	RONDELLE FREIN	SCHEIBE	2	-		
180	05525-61000	PIN,SNAP	GOUPILLE BETA	SICHERUNGSSTIFT	2	-		

⟷ Interchangeable; ≠ not interchangeable; ⟵ new for old; ⟶ old for new

D900 CONTROL LEVER (S/P)
LEVIER DE COMMANDE (S/P)
KONTROLLHEBEL (S/P)

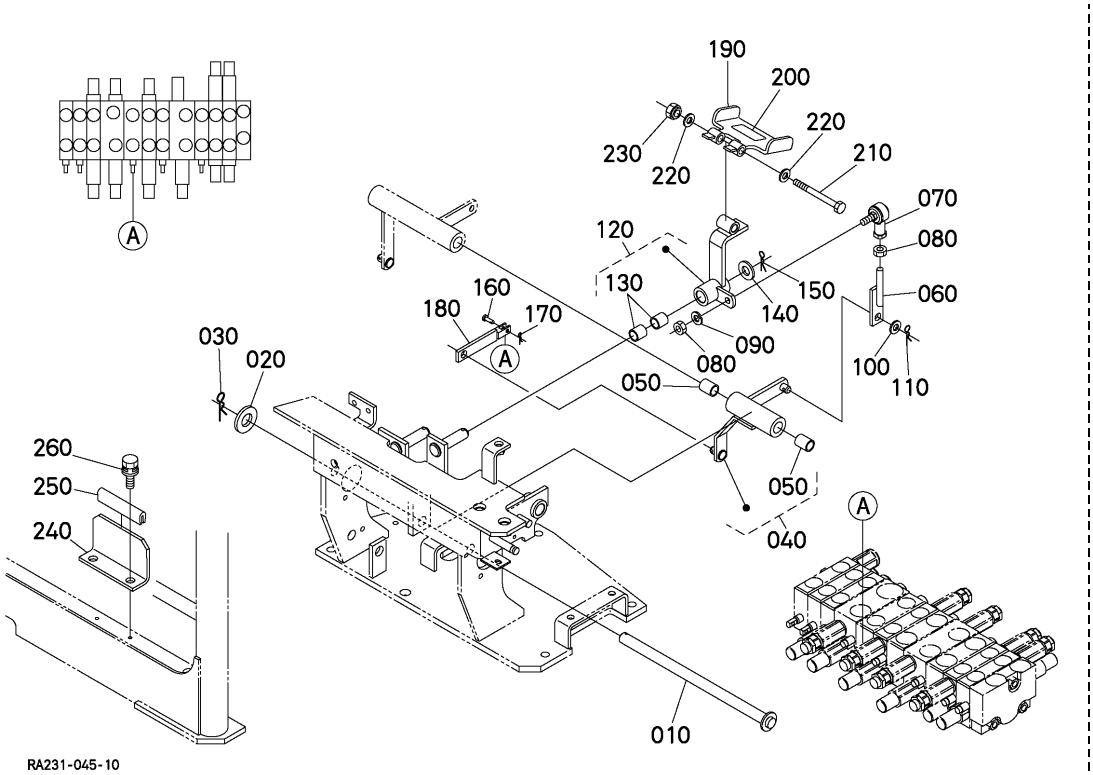

A:U17-3ALPHA

REF.No. POS.No. BILD-Nr.	PART No. REFERENCE BESELL-Nr.	PART NAME	DESIGNATION	BEZEICHNUNG	Q'TY/S.No. Q'TE/No.S. STUECK/S.Nr. A	B	I.C.	REMARKS REMARQUES BEMERKUNGEN
010	RA221-6542-0	SHAFT,SWING	ARBRE DE BALANCEMENT	WELLE, SCHWUNG	1	-		
020	04011-50140	WASHER,PLAIN	RONDELLE FREIN	SCHEIBE	1	-		
030	05525-51400	PIN,SNAP	GOUPILLE BETA	SICHERUNGSSTIFT	1	-		
040	RA221-6507-2	ASSY LEVER SP	ENS.LEVIER SP	GRP.HEBEL SP	1	-		
050	08511-01420	BUSH	BAGUE	BUCHSE	2	-		
060	RA221-6553-0	ROD,S/P	BIELLETTE S/P	S/P STANGE	1	-		
070	66021-4337-0	SCREW,ROD END	EXTREM BIELLE	SCHRAUBE	1	-		
080	02114-60080	NUT	ECROU	MUTTER	2	-		
090	04512-60080	WASHER,SPRING	RONDELLE GROWER	FEDERRING	1	-		
100	04011-60100	WASHER,PLAIN	RONDELLE FREIN	SCHEIBE	1	-		
110	05525-61000	PIN,SNAP	GOUPILLE BETA	SICHERUNGSSTIFT	1	-		
120	RA221-6508-0	ASSY LEVER,S/P PEDAL	ENS.LEVIER S/P PEDAL	GRP.S/P-PEDAL HEBEL	1	-		
130	08511-01410	BUSH	BAGUE	BUCHSE	2	-		
140	04013-60140	WASHER,PLAIN	RONDELLE FREIN	SCHEIBE	1	-		
150	05525-51400	PIN,SNAP	GOUPILLE BETA	SICHERUNGSSTIFT	1	-		
160	RA011-6519-0	PIN,JOINT	GOUPILLE	STIFT	1	-		
170	RA011-6517-0	PIN,SNAP	GOUPILLE BETA	SICHERUNGSSTIFT	1	-		
180	RA221-6557-0	LINK,PLATE	MAILLON PLAQUE	VERBINDUNGESTUECK	1	-		
190	RA221-6545-0	PEDAL	PEDAL CHANGEMENT	PEDAL	1	-		
200	RB238-6558-0	SHEET,PEDAL	PLANCHE DE PEDALE	PRDALPLATTE	1	-		
210	RB238-6595-0	BOLT	VIS	BOLZEN	1	-		
220	04013-60100	WASHER,PLAIN	RONDELLE FREIN	SCHEIBE	2	-		
230	02574-50100	NUT,LOCK	CONTRE-ECROU	MUTTER	1	-		
240	RA228-6548-0	BRACKET,STOPPER	PALIER DE ARRET	STOPFENHALTER	1	-		
250	RB237-6559-0	TRIM	EQUILIBRAGE	TRIMM	1	-		
260	01125-60816	BOLT	VIS	BOLZEN	2	-		

⟷ Interchangeable; ≠ not interchangeable; ⟵ new for old; ⟶ old for new

E000 OIL PIPING (SUCTION)
TUBE (SUCCION)
OEL LEITUNG (ANSAUGEN)

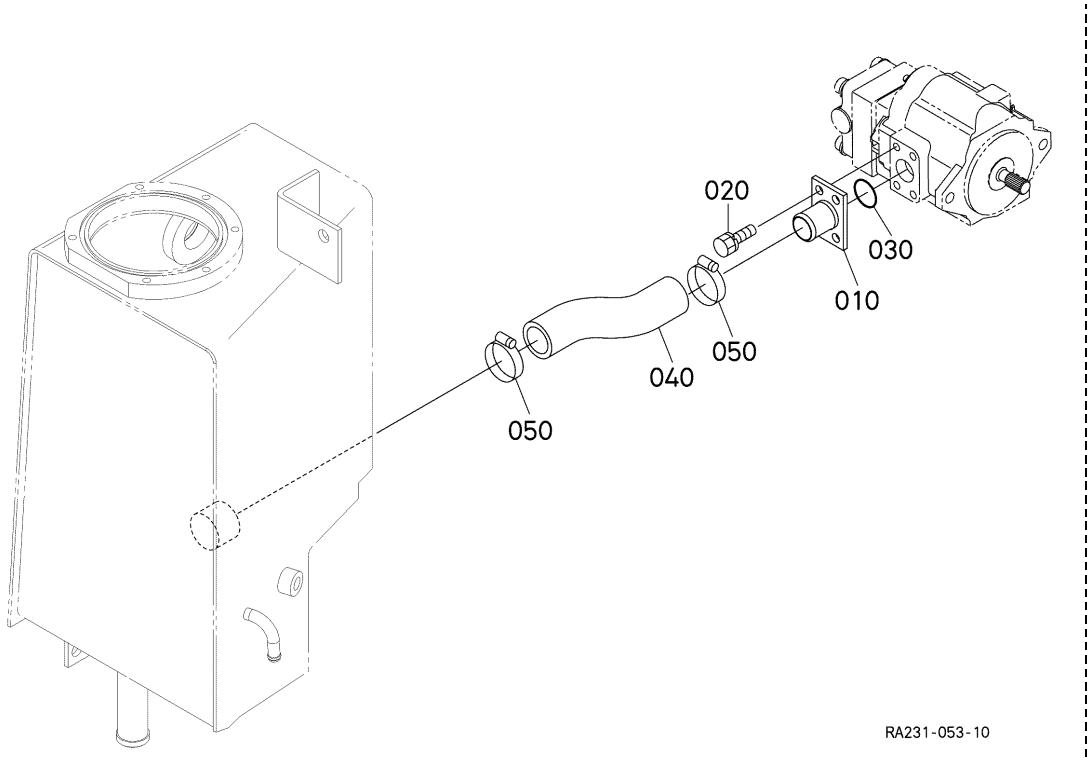

A:U17-3ALPHA

REF.No. POS.No. BILD-Nr.	PART No. REFERENCE BESELL-Nr.	PART NAME	DESIGNATION	BEZEICHNUNG	Q'TY/S.No. Q'TE/No.S. STUECK/S.Nr. A	B	I.C.	REMARKS REMARQUES BEMERKUNGEN
010	RA221-6312-0	FLANGE,SUCTION	BRIDE	FLANSCH,ANSAUGEN	1	-		
020	01123-61020	BOLT	VIS	BOLZEN	4	-		
030	04811-10350	O RING	JOINT TORIQUE	O RING	1	-		
040	RA231-6311-0	HOSE,SUCTION	TUYAU DE SUCCION	SCHLAUH,ANSAUGEN	1	-		
050	RD411-6382-0	CLAMP,HOSE	COLLIER DE DURITE	SCHLAUCHBINDER	2	-		

⟷ Interchangeable; ≠ not interchangeable; ⟵ new for old; ⟶ old for new

E002 OIL PIPING (DELIVERY)
TUBE (DELIVRANCE)
OEL LEITUNG (BEFREITUNG)

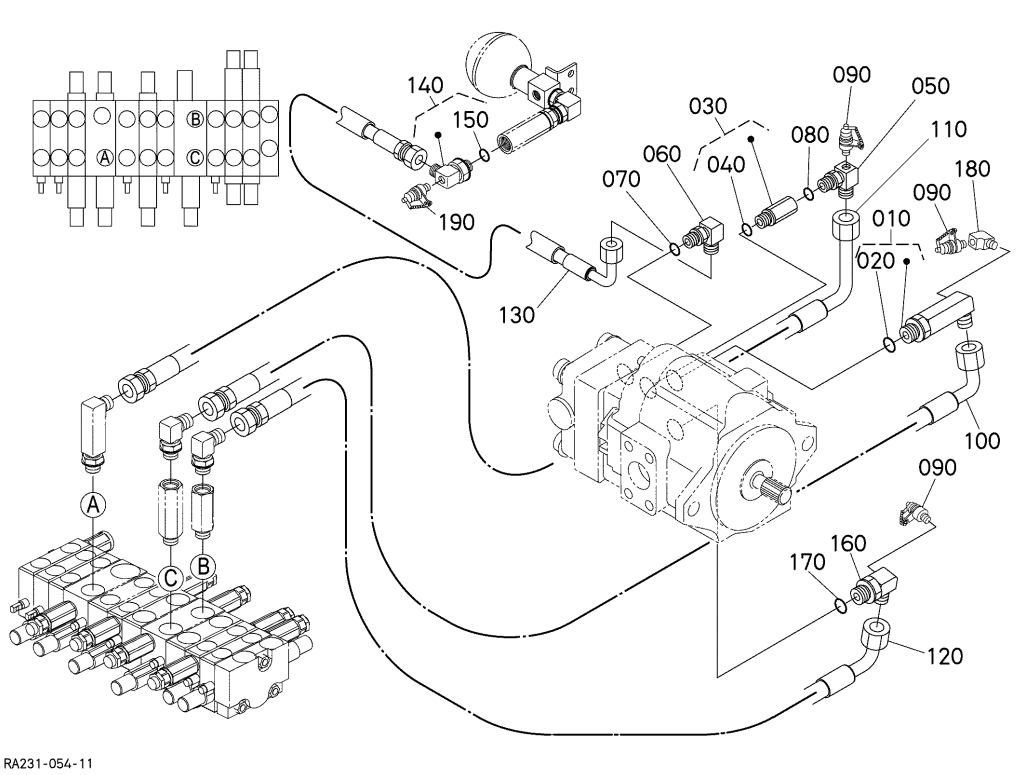

A:U17-3ALPHA

REF.No. POS.No. BILD-Nr.	PART No. REFERENCE BESELL-Nr.	PART NAME	DESIGNATION	BEZEICHNUNG	Q'TY/S.No. Q'TE/No.S. STUECK/S.Nr. A	B	I.C.	REMARKS REMARQUES BEMERKUNGEN
010	RA221-6189-0	JOINT,PIPE	RACCORD DE TUYAU	ROHRSCHALTUNG	1	-		
020	04816-00140	O RING	JOINT TORIQUE	O RING	1	-		
030	RB411-6403-0	JOINT,PIPE	RACCORD DE TUYAU	ROHRSCHALTUNG	1	-		
040	04817-00140	O RING	JOINT TORIQUE	O RING	1	-		
050	RP401-6182-0	JOINT,PIPE	RACCORD DE TUYAU	ROHRSCHALTUNG	1	-		
060	RP201-6181-0	JOINT,PIPE	RACCORD DE TUYAU	ROHRSCHALTUNG	1	-		
070	04817-00140	O RING	JOINT TORIQUE	O RING	1	-		
080	04817-00140	O RING	JOINT TORIQUE	O RING	1	-		
090	RG908-8644-4	ADAPTER	ADAPTATEUR	ZWISCHENSTUECK	3	-		
100	RA221-6321-0	HOSE,HYDRAULIC	DURITE DE HYD.	SCHLAUCH	1	-		
110	RA231-6322-0	HOSE,HYDRAULIC	DURITE DE HYD.	SCHLAUCH	1	-		
120	RA231-6323-0	HOSE,HYDRAULIC	DURITE DE HYD.	SCHLAUCH	1	-		
130	RA238-6324-0	HOSE,HYDRAULIC	DURITE DE HYD.	SCHLAUCH	1	-		
140	RB201-6388-0	PIPE JOINT,ELBOW	TUYAU RACCORD,COUDE	ROHR SCHALTUNG	1	-		
150	04817-00140	O RING	JOINT TORIQUE	O RING	1	-		
160	RA231-6182-0	JOINT,PIPE	RACCORD DE TUYAU	ROHRSCHALTUNG	1	-		
170	04817-00140	O RING	JOINT TORIQUE	O RING	1	-		
180	RA231-6181-0	JOINT,PIPE	RACCORD DE TUYAU	ROHRSCHALTUNG	1	-		
190	RG908-8644-4	ADAPTER	ADAPTATEUR	ZWISCHENSTUECK	1	-		

⟷ Interchangeable; ≠ not interchangeable; ⟵ new for old; ⟶ old for new

E003 OIL PIPING (ACCUMULATOR)
TUBE (ACCUMULATEUR)
OEL LEITUNG (AKKUMULATOR)

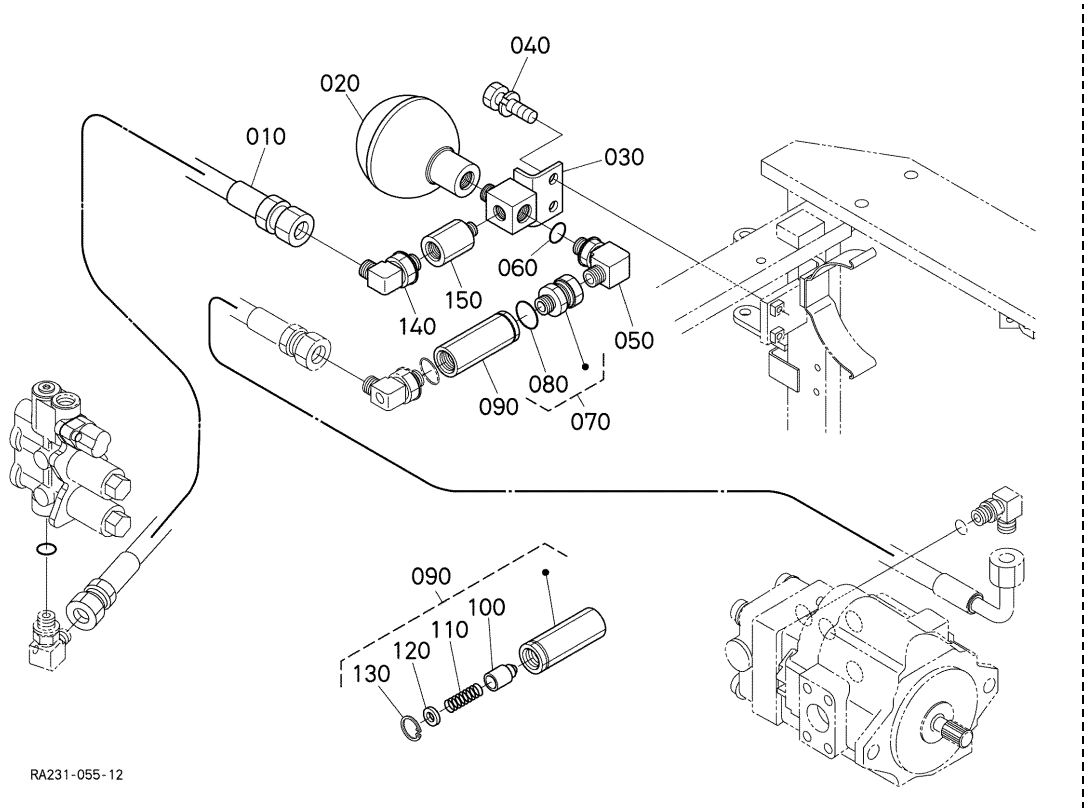

A:U17-3ALPHA

REF.No. POS.No. BILD-Nr.	PART No. REFERENCE BESELL-Nr.	PART NAME	DESIGNATION	BEZEICHNUNG	Q'TY/S.No. Q'TE/No.S. STUECK/S.Nr. A	B	I.C.	REMARKS REMARQUES BEMERKUNGEN
010	RA238-6328-0	HOSE,HYDRAULIC	DURITE DE HYD.	SCHLAUCH	1	-		
020	RA231-6281-0	ACCUMULATOR	ACCUMULATEUR	AKKUMULATOR	1	-		
030	RA228-6285-0	JOINT,PIPE	RACCORD DE TUYAU	ROHRSCHALTUNG	1	-		
040	01133-61025	BOLT	VIS	BOLZEN	2	-		
050	RP201-6181-0	JOINT,PIPE	RACCORD DE TUYAU	ROHRSCHALTUNG	1	-		
060	04817-00140	O RING	JOINT TORIQUE	O RING	1	-		
070	RB419-6383-0	JOINT,PIPE	RECCORD DE TUYAU	SCHALTUNG G	1	-		
080	04817-00140	O RING	JOINT TORIQUE	O RING	1	-		
090	RD119-6283-3	ASSY VALVE,CHECK	ENS.SOUPAPE DE RETE.	GRP.REGELUNGSVENTIL	1	-		
100	68171-7611-0	POPPET	CLAPET	VENTILKEGEL	1	-		
110	68011-6274-0	SPRING	RESSORT	FRUEHLING	1	-		
120	68011-6275-0	RETAINER,SPRING	ARRETOIR DE RESSORT	HALTBUEGEL,FEDER	1	-		
130	04611-00150	CIR CLIP,INTERNAL	CIRCLIP	SPRENGRING	1	-		
140	RA021-6326-0	JOINT,PIPE	RACCORD DE TUYAU	ROHRSCHALTUNG	1	-		
150	RA021-6325-0	JOINT,PIPE	RACCORD DE TUYAU	ROHRSCHALTUNG	1	-		

⟷ Interchangeable; ≠ not interchangeable; ⟵ new for old; ⟶ old for new

E004 OIL PIPING (RETURN)
TUBE (RETOUR)
OEL LEITUNG (RUECKSTORM)

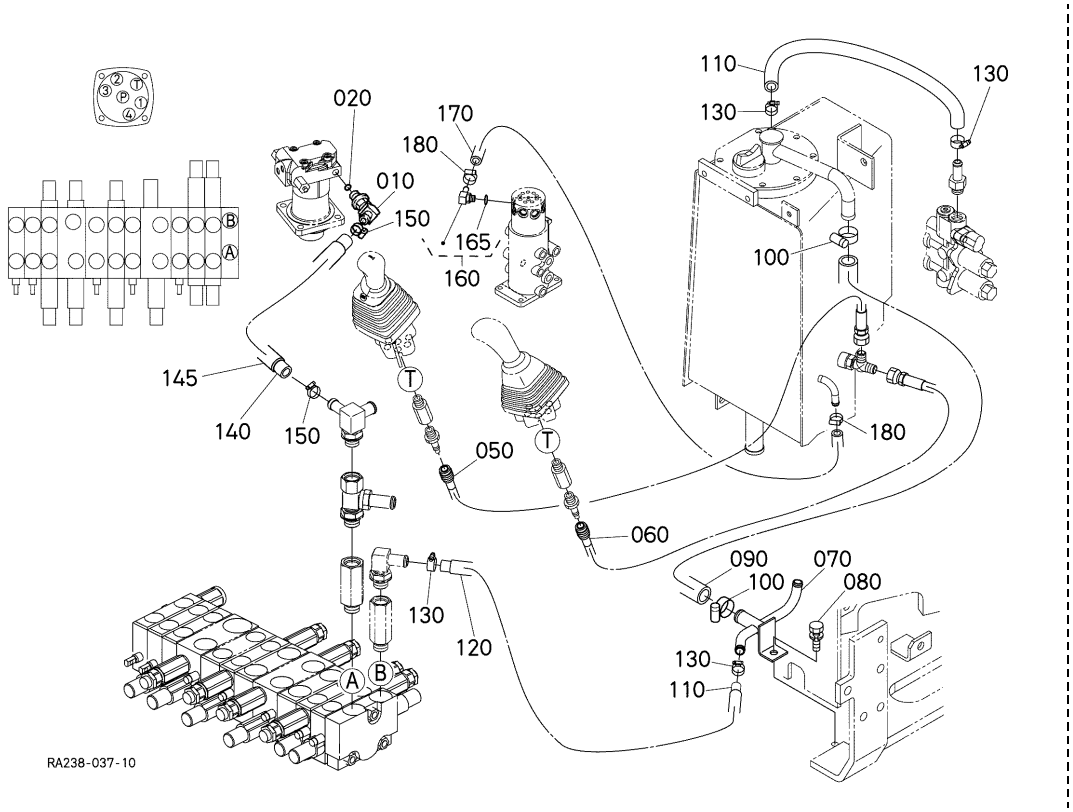

A:U17-3ALPHA

REF.No. POS.No. BILD-Nr.	PART No. REFERENCE BESELL-Nr.	PART NAME	DESIGNATION	BEZEICHNUNG	Q'TY/S.No. Q'TE/No.S. STUECK/S.Nr. A	B	I.C.	REMARKS REMARQUES BEMERKUNGEN
010	RP201-6185-0	JOINT,PIPE	RACCORD DE TUYAU	ROHRSCHALTUNG	1	-		
020	04817-00140	O RING	JOINT TORIQUE	O RING	1	-		
030	----	BLANK	BLANC	LEERE SPALTE	-	-		
040	----	BLANK	BLANC	LEERE SPALTE	-	-		
050	RA228-6338-0	HOSE,HYDRAULIC	DURITE DE HYD.	SCHLAUCH	1	-		
060	RA228-6339-0	HOSE,HYDRAULIC	DURITE DE HYD.	SCHLAUCH	1	-		
070	RA221-6374-0	PIPE,RETURN	TUYAU DE RETOUR	RUECKLEITUNG	1	-		
080	01133-61020	BOLT	VIS	BOLZEN	1	-		
090	RA221-6371-0	HOSE	TUYAU	SCHLAUCH	1	-		
100	R1401-6315-0	CLAMP,HOSE	COLLIER DE DURITE	SCHLAUCHBINDER	2	-		
110	RA221-6373-0	HOSE	TUYAU	SCHLAUCH	2	-		
120	RC601-5355-0	TUBE	TUYAU	SCHLAUCH	1	-		
130	RC101-6458-0	CLAMP,HOSE	COLLIER DE DURITE	SCHLAUCHBINDER	4	-		
140	RD411-6455-0	HOSE,DRAIN	TUYAU PURGE	SCHLAUCH	1	-		
145	68191-6345-0	TUBE	TUYAU	SCHLAUCH	1	-		
150	RC101-6458-0	CLAMP,HOSE	COLLIER DE DURITE	SCHLAUCHBINDER	2	-		
160	RA221-6183-0	JOINT,PIPE	RACCORD DE TUYAU	ROHRSCHALTUNG	1	-		
165	04817-00110	O RING	JOINT TORIQUE	O RING	1	-		
170	RA221-6376-0	HOSE	TUYAU	SCHLAUCH	1	-		
180	33860-0459-0	CLIP,PIPE	ATTACHE	ROHRKLEMME	2	-		

⟷ Interchangeable; ≠ not interchangeable; ⟵ new for old; ⟶ old for new

E006 OIL PIPING (OIL COOLER)
TUBE (REFROIDISSEUR)
OEL LEITUNG (OELKUEHLER)

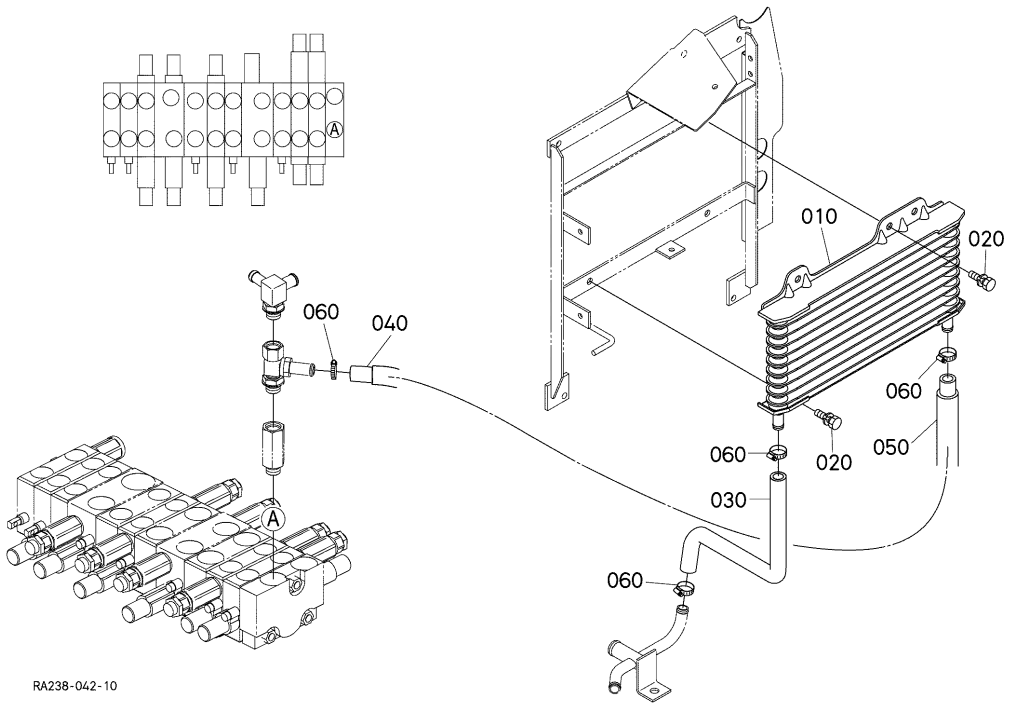

A:U17-3ALPHA

REF.No. POS.No. BILD-Nr.	PART No. REFERENCE BESELL-Nr.	PART NAME	DESIGNATION	BEZEICHNUNG	Q'TY/S.No. Q'TE/No.S. STUECK/S.Nr. A	B	I.C.	REMARKS REMARQUES BEMERKUNGEN
010	RA231-6405-0	COOLER,OIL	REFROIDISSEUR	OELKUEHLER	1	-		
020	01123-60816	BOLT	VIS	BOLZEN	3	-		
030	RA231-6377-0	HOSE,COOLER	TUYAU REFROIDISSEUR	OELKUEHLERSCHLAUCH	1	-		
040	RA231-6378-0	HOSE,COOLER	TUYAU REFROIDISSEUR	OELKUEHLERSCHLAUCH	1	-		
050	RC411-4305-0	TUBE	TUYAU	SCHLAUCH	1	-		
060	RC101-6458-0	CLAMP,HOSE	COLLIER DE DURITE	SCHLAUCHBINDER	4	-		

⟷ Interchangeable; ≠ not interchangeable; ⟵ new for old; ⟶ old for new

E100 OIL PIPING (CONTROL LH)
TUBE (COMMANDE G.)
OEL LEITUNG (KONTROLL LS)

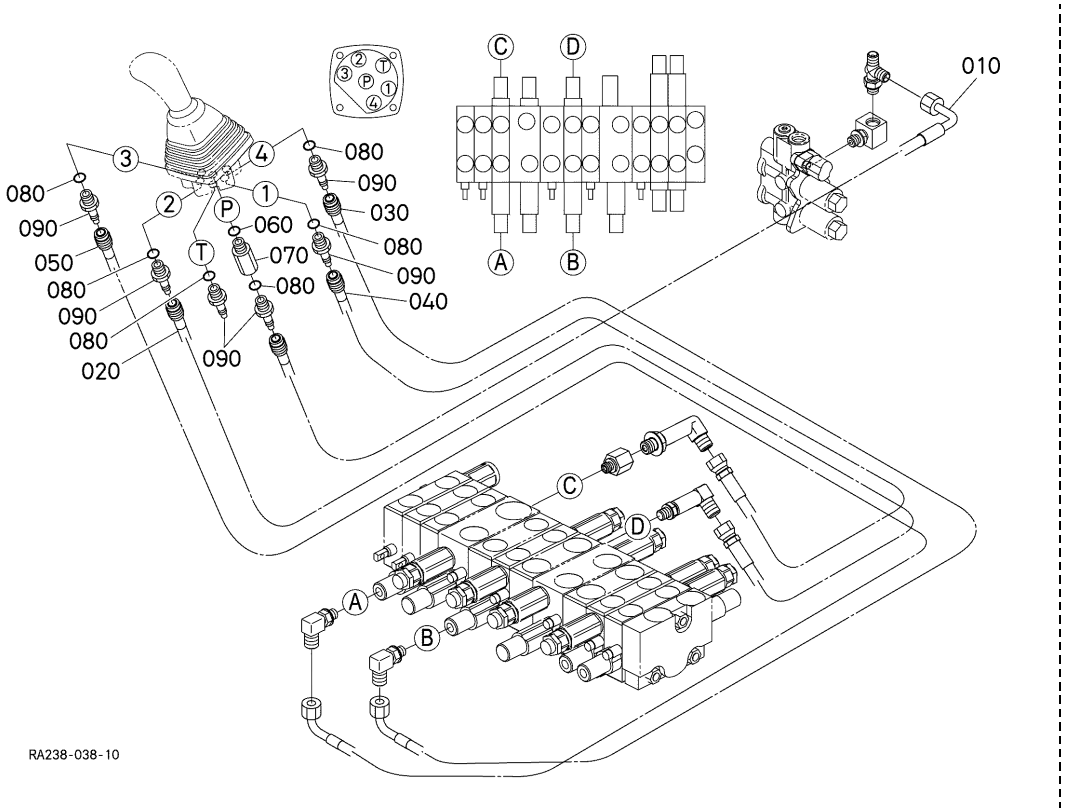

A:U17-3ALPHA

REF.No. POS.No. BILD-Nr.	PART No. REFERENCE BESELL-Nr.	PART NAME	DESIGNATION	BEZEICHNUNG	Q'TY/S.No. Q'TE/No.S. STUECK/S.Nr. A	B	I.C.	REMARKS REMARQUES BEMERKUNGEN
010	RA228-6326-0	HOSE,HYDRAULIC	DURITE DE HYD.	SCHLAUCH	1	-		
020	RA228-6343-0	HOSE,HYDRAULIC	DURITE DE HYD.	SCHLAUCH	1	-		
030	RA228-6344-0	HOSE,HYDRAULIC	DURITE DE HYD.	SCHLAUCH	1	-		
040	RA228-6347-0	HOSE,HYDRAULIC	DURITE DE HYD.	SCHLAUCH	1	-		
050	RA228-6348-0	HOSE,HYDRAULIC	DURITE DE HYD.	SCHLAUCH	1	-		
060	04817-00110	O RING	JOINT TORIQUE	O RING	1	-		
070	68499-8374-0	FILTER	FILTRE	DRUCKFILTER	1	-		
080	04817-00110	O RING	JOINT TORIQUE	O RING	6	-		
090	RD411-6176-0	JOINT,PIPE	RACCORD DE TUYAU	ROHRSCHALTUNG	6	-		

⟷ Interchangeable; ≠ not interchangeable; ⟵ new for old; ⟶ old for new

E102 OIL PIPING (CONTROL RH)
TUBE (COMMANDE D.)
OEL LEITUNG (KONTROLL RS)

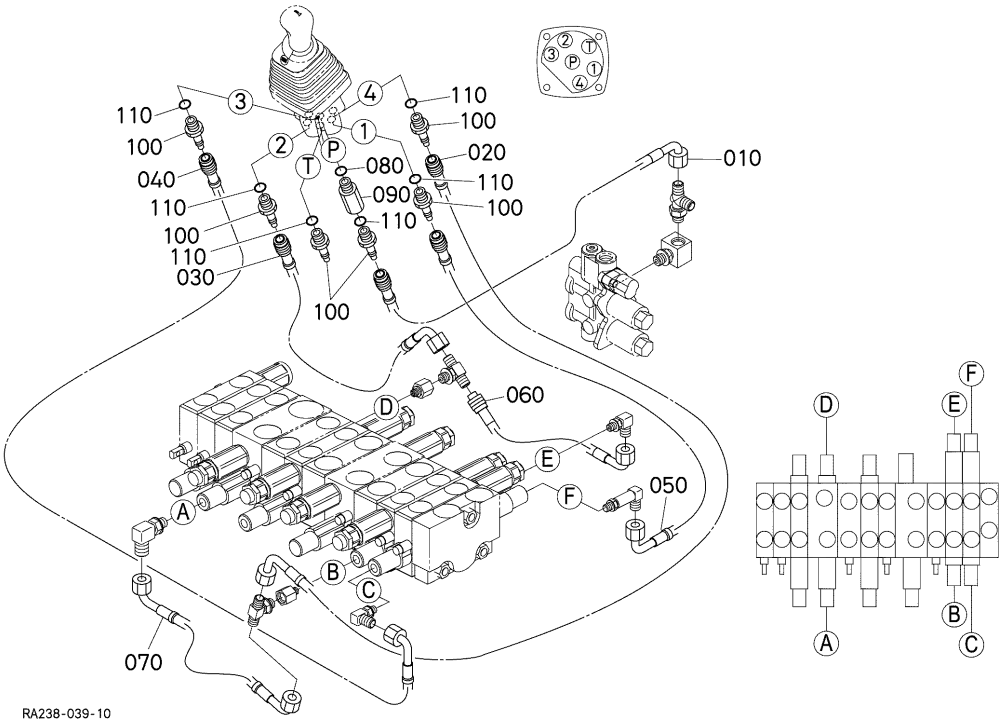

A:U17-3ALPHA

REF.No. POS.No. BILD-Nr.	PART No. REFERENCE BESELL-Nr.	PART NAME	DESIGNATION	BEZEICHNUNG	Q'TY/S.No. Q'TE/No.S. STUECK/S.Nr. A	B	I.C.	REMARKS REMARQUES BEMERKUNGEN
010	RA228-6327-0	HOSE,HYDRAULIC	DURITE DE HYD.	SCHLAUCH	1	-		
020	RA228-6341-0	HOSE,HYDRAULIC	DURITE DE HYD.	SCHLAUCH	1	-		
030	RA228-6342-0	HOSE,HYDRAULIC	DURITE DE HYD.	SCHLAUCH	1	-		
040	RA228-6345-0	HOSE,HYDRAULIC	DURITE DE HYD.	SCHLAUCH	1	-		
050	RA228-6346-0	HOSE,HYDRAULIC	DURITE DE HYD.	SCHLAUCH	1	-		
060	RA221-6351-0	HOSE,HYDRAULIC	DURITE DE HYD.	SCHLAUCH	1	-		
070	RA221-6352-0	HOSE,HYDRAULIC	DURITE DE HYD.	SCHLAUCH	1	-		
080	04817-00110	O RING	JOINT TORIQUE	O RING	1	-		
090	68499-8374-0	FILTER	FILTRE	DRUCKFILTER	1	-		
100	RD411-6176-0	JOINT,PIPE	RACCORD DE TUYAU	ROHRSCHALTUNG	6	-		
110	04817-00110	O RING	JOINT TORIQUE	O RING	6	-		

⟷ Interchangeable; ≠ not interchangeable; ⟵ new for old; ⟶ old for new

E200 OIL PIPING (TRAVEL LH)
TUBE (DEPLACEMENT GAUCHE)
OEL LEITUNG (FAHREN LS)

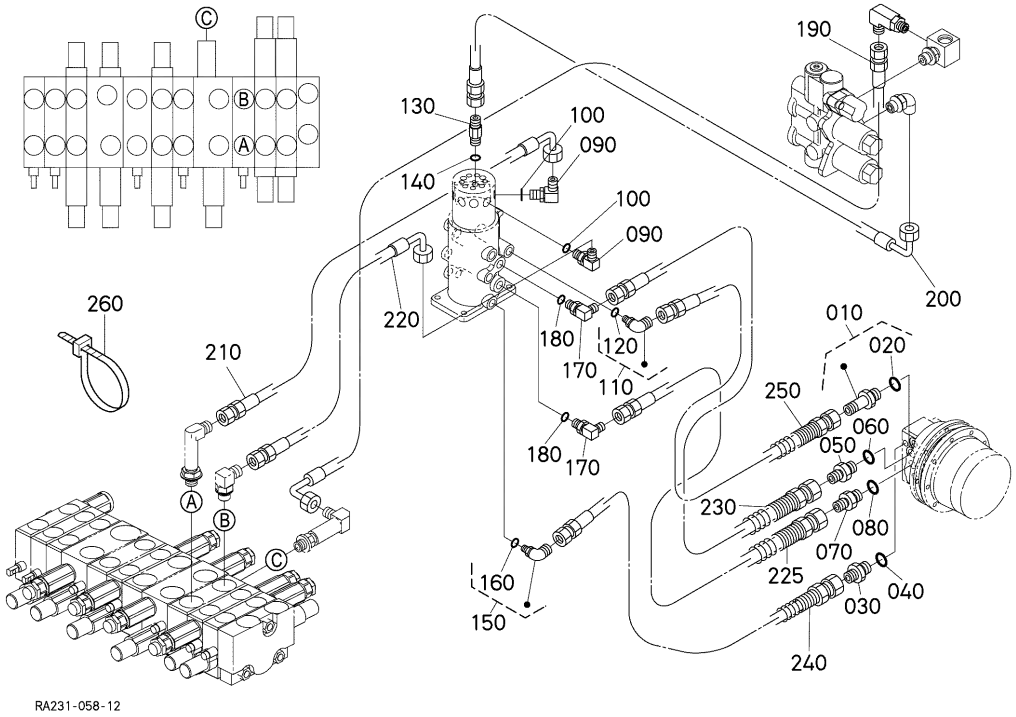

A:U17-3ALPHA

REF.No. POS.No. BILD-Nr.	PART No. REFERENCE BESELL-Nr.	PART NAME	DESIGNATION	BEZEICHNUNG	Q'TY/S.No. Q'TE/No.S. STUECK/S.Nr. A	B	I.C.	REMARKS REMARQUES BEMERKUNGEN
010	RB238-6141-0	JOINT,PIPE	RACCORD DE TUYAU	ROHRSCHALTUNG	1	-		
020	04817-00110	O RING	JOINT TORIQUE	O RING	1	-		
030	RB238-6149-0	JOINT,PIPE	RACCORD DE TUYAU	ROHRSCHALTUNG	1	-		
040	04817-00080	O RING	JOINT TORIQUE	O RING	1	-		
050	RA221-6197-0	JOINT,PIPE	RACCORD DE TUYAU	ROHRSCHALTUNG	1	-		
060	04817-00140	O RING	JOINT TORIQUE	O RING	1	-		
070	RA221-6198-0	JOINT,PIPE	RACCORD DE TUYAU	ROHRSCHALTUNG	1	-		
080	04817-00140	O RING	JOINT TORIQUE	O RING	1	-		
090	RP201-6181-0	JOINT,PIPE	RACCORD DE TUYAU	ROHRSCHALTUNG	2	-		
100	04817-00140	O RING	JOINT TORIQUE	O RING	2	-		
110	RB411-6376-0	JOINT,PIPE	RACCORD DE TUYAU	ROHRSCHALTUNG	1	-		
120	04817-00110	O RING	JOINT TORIQUE	O RING	1	-		
130	RA131-6192-0	JOINT,PIPE	RACCORD DE TUYAU	ROHRSCHALTUNG	1	-		
140	04817-00110	O RING	JOINT TORIQUE	O RING	1	-		
150	RB411-6376-0	JOINT,PIPE	RACCORD DE TUYAU	ROHRSCHALTUNG	1	-		
160	04817-00110	O RING	JOINT TORIQUE	O RING	1	-		
170	RP201-6181-0	JOINT,PIPE	RACCORD DE TUYAU	ROHRSCHALTUNG	2	-		
180	04817-00140	O RING	JOINT TORIQUE	O RING	2	-		
190	RA221-6325-2	HOSE,HYDRAULIC	DURITE DE HYD.	SCHLAUCH	1	-		
200	RA221-6447-0	HOSE,HYDRAULIC	DURITE DE HYD.	SCHLAUCH	1	-		
210	RA221-6441-0	HOSE,HYDRAULIC	DURITE DE HYD.	SCHLAUCH	1	-		
220	RA221-6442-0	HOSE,HYDRAULIC	DURITE DE HYD.	SCHLAUCH	1	-		
225	RA231-6444-0	HOSE,HYDRAULIC	DURITE DE HYD.	SCHLAUCH	1	-		
230	RA231-6445-0	HOSE,HYDRAULIC	DURITE DE HYD.	SCHLAUCH	1	-		
240	RA231-6446-0	HOSE,HYDRAULIC	DURITE DE HYD.	SCHLAUCH	1	-		
250	RA231-6439-0	HOSE,HYDRAULIC	DURITE DE HYD.	SCHLAUCH	1	-		
260	55311-4126-0	BAND,CORD	ATTACHE CABLE	KORDBAND	1	-		

⟷ Interchangeable; ≠ not interchangeable; ⟵ new for old; ⟶ old for new

E202 OIL PIPING (TRAVEL RH)
TUBE (DEPLACEMENT DROITE)
OEL LEITUNG (FAHREN RS)

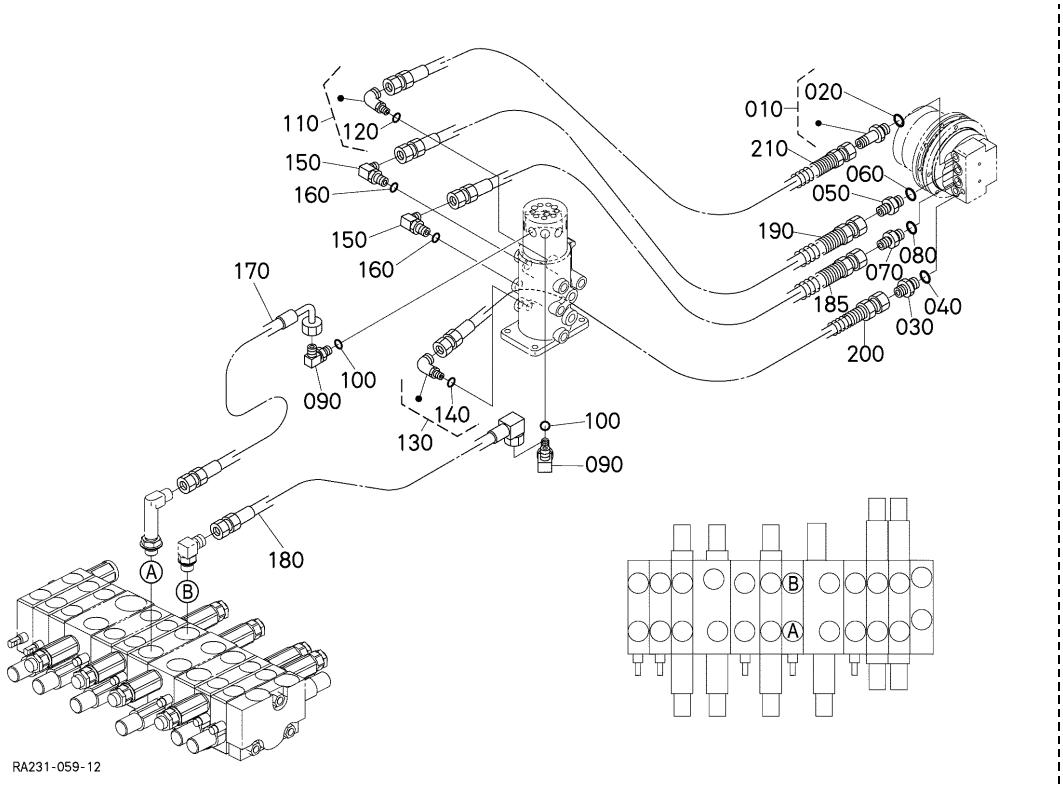

A:U17-3ALPHA

REF.No. POS.No. BILD-Nr.	PART No. REFERENCE BESELL-Nr.	PART NAME	DESIGNATION	BEZEICHNUNG	Q'TY/S.No. Q'TE/No.S. STUECK/S.Nr. A	B	I.C.	REMARKS REMARQUES BEMERKUNGEN
010	RB238-6141-0	JOINT,PIPE	RACCORD DE TUYAU	ROHRSCHALTUNG	1	-		
020	04817-00110	O RING	JOINT TORIQUE	O RING	1	-		
030	RB238-6149-0	JOINT,PIPE	RACCORD DE TUYAU	ROHRSCHALTUNG	1	-		
040	04817-00080	O RING	JOINT TORIQUE	O RING	1	-		
050	RA221-6197-0	JOINT,PIPE	RACCORD DE TUYAU	ROHRSCHALTUNG	1	-		
060	04817-00140	O RING	JOINT TORIQUE	O RING	1	-		
070	RA221-6198-0	JOINT,PIPE	RACCORD DE TUYAU	ROHRSCHALTUNG	1	-		
080	04817-00140	O RING	JOINT TORIQUE	O RING	1	-		
090	RP201-6181-0	JOINT,PIPE	RACCORD DE TUYAU	ROHRSCHALTUNG	2	-		
100	04817-00140	O RING	JOINT TORIQUE	O RING	2	-		
110	RB411-6376-0	JOINT,PIPE	RACCORD DE TUYAU	ROHRSCHALTUNG	1	-		
120	04817-00110	O RING	JOINT TORIQUE	O RING	1	-		
130	RB411-6376-0	JOINT,PIPE	RACCORD DE TUYAU	ROHRSCHALTUNG	1	-		
140	04817-00110	O RING	JOINT TORIQUE	O RING	1	-		
150	RP201-6181-0	JOINT,PIPE	RACCORD DE TUYAU	ROHRSCHALTUNG	2	-		
160	04817-00140	O RING	JOINT TORIQUE	O RING	2	-		
170	RA221-6443-0	HOSE,HYDRAULIC	DURITE DE HYD.	SCHLAUCH	1	-		
180	RA221-6444-0	HOSE,HYDRAULIC	DURITE DE HYD.	SCHLAUCH	1	-		
185	RA231-6444-0	HOSE,HYDRAULIC	DURITE DE HYD.	SCHLAUCH	1	-		
190	RA231-6445-0	HOSE,HYDRAULIC	DURITE DE HYD.	SCHLAUCH	1	-		
200	RA231-6446-0	HOSE,HYDRAULIC	DURITE DE HYD.	SCHLAUCH	1	-		
210	RA231-6439-0	HOSE,HYDRAULIC	DURITE DE HYD.	SCHLAUCH	1	-		

⟷ Interchangeable; ≠ not interchangeable; ⟵ new for old; ⟶ old for new

E204 OIL PIPING (SWIVEL)
TUBE (PIVOT)
OEL LEITUNG (DREHEN)

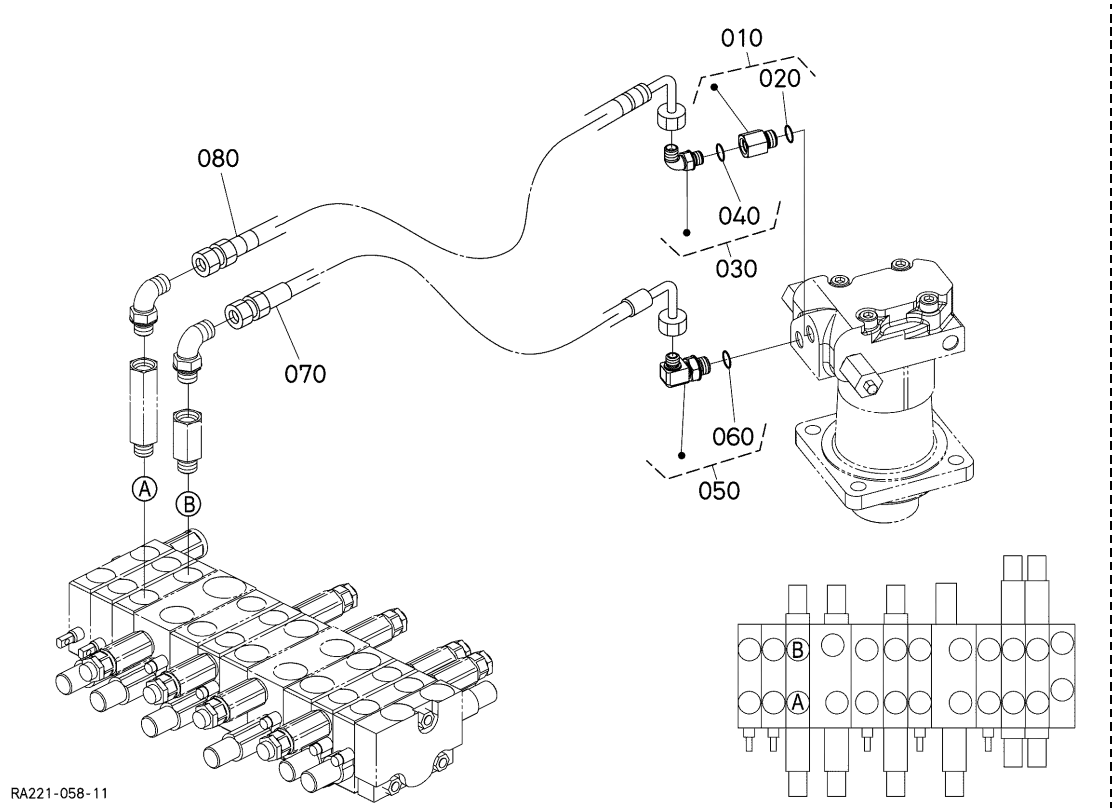

A:U17-3ALPHA

REF.No. POS.No. BILD-Nr.	PART No. REFERENCE BESELL-Nr.	PART NAME	DESIGNATION	BEZEICHNUNG	Q'TY/S.No. Q'TE/No.S. STUECK/S.Nr. A	B	I.C.	REMARKS REMARQUES BEMERKUNGEN
010	RA221-6192-0	JOINT,PIPE	RACCORD DE TUYAU	ROHRSCHALTUNG	1	-		
020	04816-00140	O RING	JOINT TORIQUE	O RING	1	-		
030	RB411-6376-0	JOINT,PIPE	RACCORD DE TUYAU	ROHRSCHALTUNG	1	-		
040	04817-00110	O RING	JOINT TORIQUE	O RING	1	-		
050	RA221-6191-0	JOINT,PIPE	RACCORD DE TUYAU	ROHRSCHALTUNG	1	-		
060	04816-00140	O RING	JOINT TORIQUE	O RING	1	-		
070	RA221-6451-0	HOSE,HYDRAULIC	DURITE DE HYD.	SCHLAUCH	1	-		
080	RA221-6452-2	HOSE,HYDRAULIC	DURITE DE HYD.	SCHLAUCH	1	-		

⟷ Interchangeable; ≠ not interchangeable; ⟵ new for old; ⟶ old for new

E300 OIL PIPING (SWING)
TUBE (BALANCEMENT)
OEL LEITUNG (SCHWUNG)

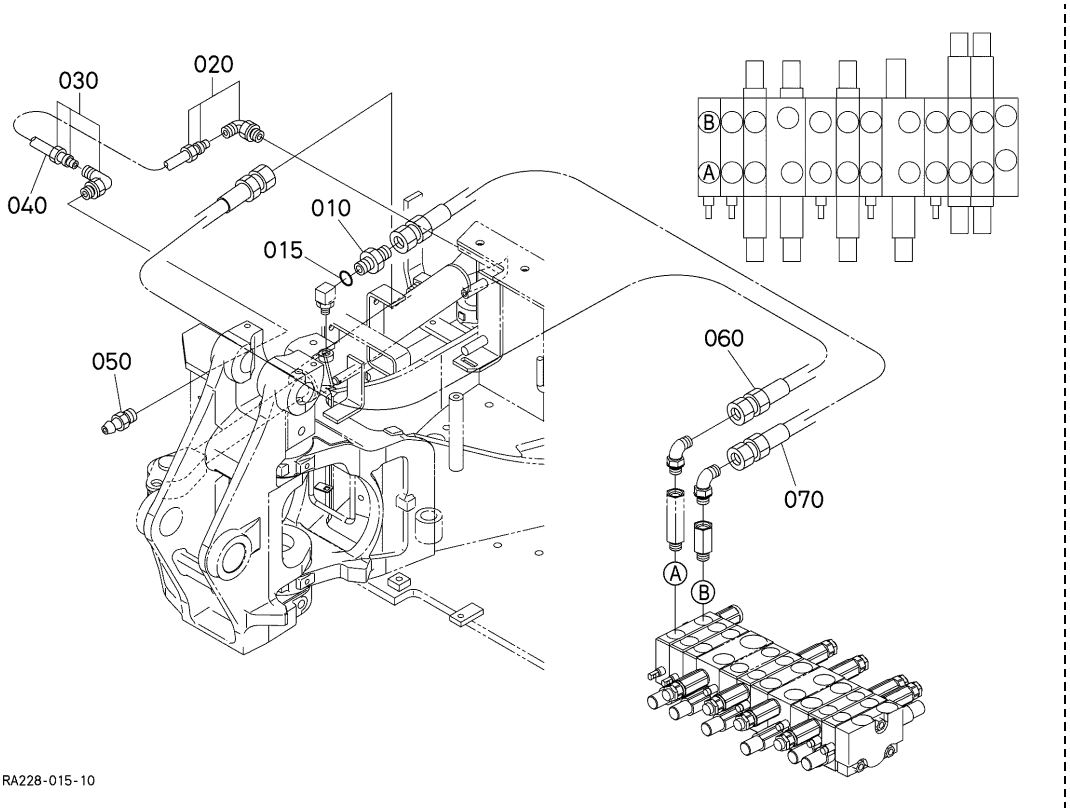

A:U17-3ALPHA

REF.No. POS.No. BILD-Nr.	PART No. REFERENCE BESELL-Nr.	PART NAME	DESIGNATION	BEZEICHNUNG	Q'TY/S.No. Q'TE/No.S. STUECK/S.Nr. A	B	I.C.	REMARKS REMARQUES BEMERKUNGEN
010	68728-7615-0	ADAPTER	ADAPTATEUR	ZWISCHENSTUECK	1	-		
015	04817-00110	O RING	JOINT TORIQUE	O RING	1	-		
020	68721-6739-0	CONNECTOR	CONNECTEUR	ANSCHLUBE	1	-		
030	68721-6739-0	CONNECTOR	CONNECTEUR	ANSCHLUBE	1	-		
040	RA221-1923-0	TUBE,GREASE	TUYAU DE GRASSEUR	SCHLAUCH,ABSCHMIERF.	1	-		
050	06611-15010	NIPPLE,GREASE	GRAISSEUR	SCHMIERNIPPEL	1	-		
060	RA221-6461-0	HOSE,HYDRAULIC	DURITE DE HYD.	SCHLAUCH	1	-		
070	RA221-6462-0	HOSE,HYDRAULIC	DURITE DE HYD.	SCHLAUCH	1	-		

⟷ Interchangeable; ≠ not interchangeable; ⟵ new for old; ⟶ old for new

E304 OIL PIPING (BOOM)
TUBE (FLECHE)
OEL LEITUNG (AUSLEGER)

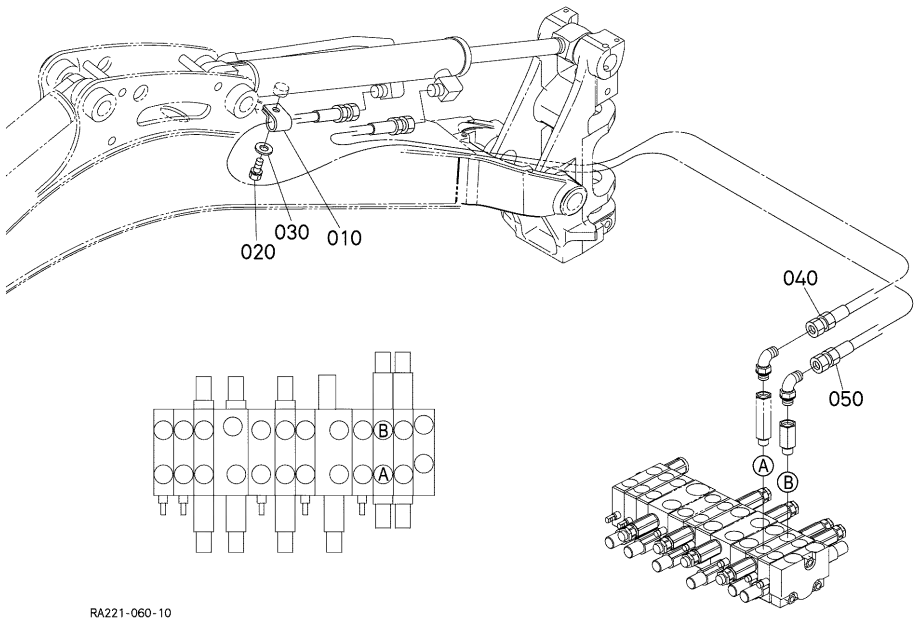

A:U17-3ALPHA

REF.No. POS.No. BILD-Nr.	PART No. REFERENCE BESELL-Nr.	PART NAME	DESIGNATION	BEZEICHNUNG	Q'TY/S.No. Q'TE/No.S. STUECK/S.Nr. A	B	I.C.	REMARKS REMARQUES BEMERKUNGEN
010	52200-4116-0	CLAMP,CORD	ATTACHE-FILS	KABELKLEMME	1	-		
020	01123-60814	BOLT	VIS	BOLZEN	1	-		
030	04013-60080	WASHER,PLAIN	RONDELLE FREIN	SCHEIBE	1	-		
040	RA221-6411-3	HOSE,HYDRAULIC	DURITE DE HYD.	SCHLAUCH	1	-		
050	RA221-6412-3	HOSE,HYDRAULIC	DURITE DE HYD.	SCHLAUCH	1	-		

⟷ Interchangeable; ≠ not interchangeable; ⟵ new for old; ⟶ old for new

E400 OIL PIPING (ARM)
TUBE (BRAS)
OEL LEITUNG (ARM)

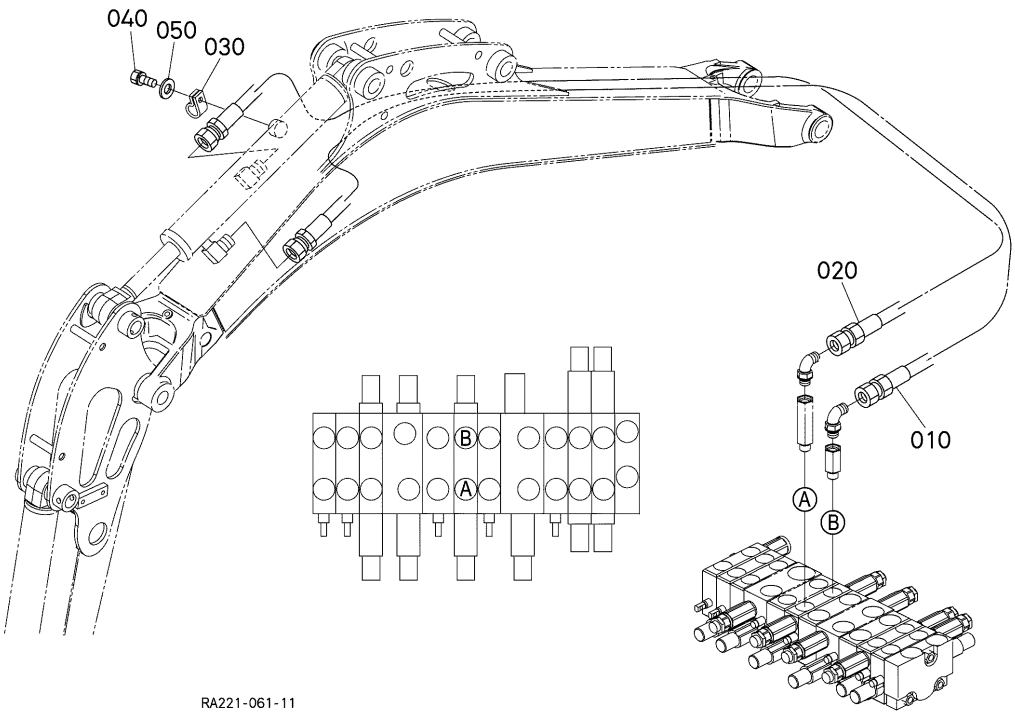

A:U17-3ALPHA

REF.No. POS.No. BILD-Nr.	PART No. REFERENCE BESELL-Nr.	PART NAME	DESIGNATION	BEZEICHNUNG	Q'TY/S.No. Q'TE/No.S. STUECK/S.Nr. A	B	I.C.	REMARKS REMARQUES BEMERKUNGEN
010	RA221-6422-4	HOSE,HYDRAULIC	DURITE DE HYD.	SCHLAUCH	1	-		
020	RA221-6421-3	HOSE,HYDRAULIC	DURITE DE HYD.	SCHLAUCH	1	-		
030	52200-4116-0	CLAMP,CORD	ATTACHE-FILS	KABELKLEMME	1	-		
040	01123-60814	BOLT	VIS	BOLZEN	1	-		
050	04013-60080	WASHER,PLAIN	RONDELLE FREIN	SCHEIBE	1	-		

⟷ Interchangeable; ≠ not interchangeable; ⟵ new for old; ⟶ old for new

E500 OIL PIPING (BUCKET)
TUBE (GODET)
OEL LEITUNG (KUEBEL)

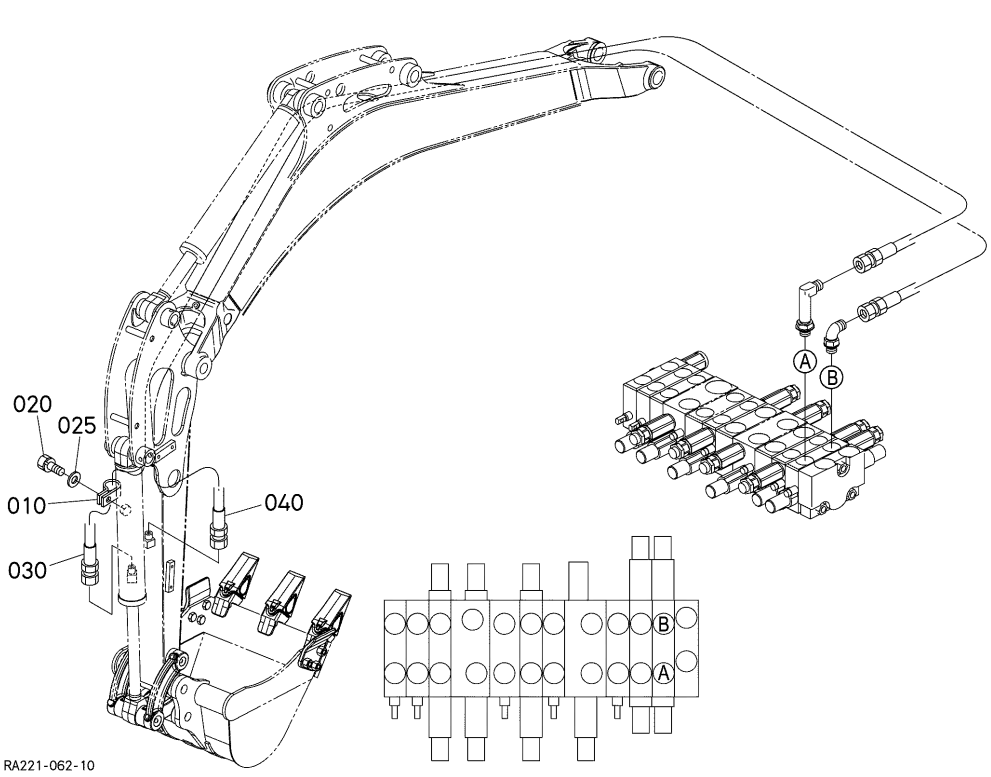

A:U17-3ALPHA

REF.No. POS.No. BILD-Nr.	PART No. REFERENCE BESELL-Nr.	PART NAME	DESIGNATION	BEZEICHNUNG	Q'TY/S.No. Q'TE/No.S. STUECK/S.Nr. A	B	I.C.	REMARKS REMARQUES BEMERKUNGEN
010	52200-4116-0	CLAMP,CORD	ATTACHE-FILS	KABELKLEMME	1	-		
020	01123-60814	BOLT	VIS	BOLZEN	1	-		
025	04013-60080	WASHER,PLAIN	RONDELLE FREIN	SCHEIBE	1	-		
030	RA228-6432-0	HOSE,HYDRAULIC	DURITE DE HYD.	SCHLAUCH	1	-		EXCEPT LONG ARM
030	RA238-6432-0	HOSE,HYDRAULIC	DURITE DE HYD.	SCHLAUCH	1	-		LONG ARM
040	RA228-6431-0	HOSE,HYDRAULIC	DURITE DE HYD.	SCHLAUCH	1	-		EXCEPT LONG ARM
040	RA238-6431-0	HOSE,HYDRAULIC	DURITE DE HYD.	SCHLAUCH	1	-		LONG ARM

⟷ Interchangeable; ≠ not interchangeable; ⟵ new for old; ⟶ old for new

E600 OIL PIPING (BLADE)
TUBE (LAME)
OEL LEITUNG (PLANIERSCHILD)

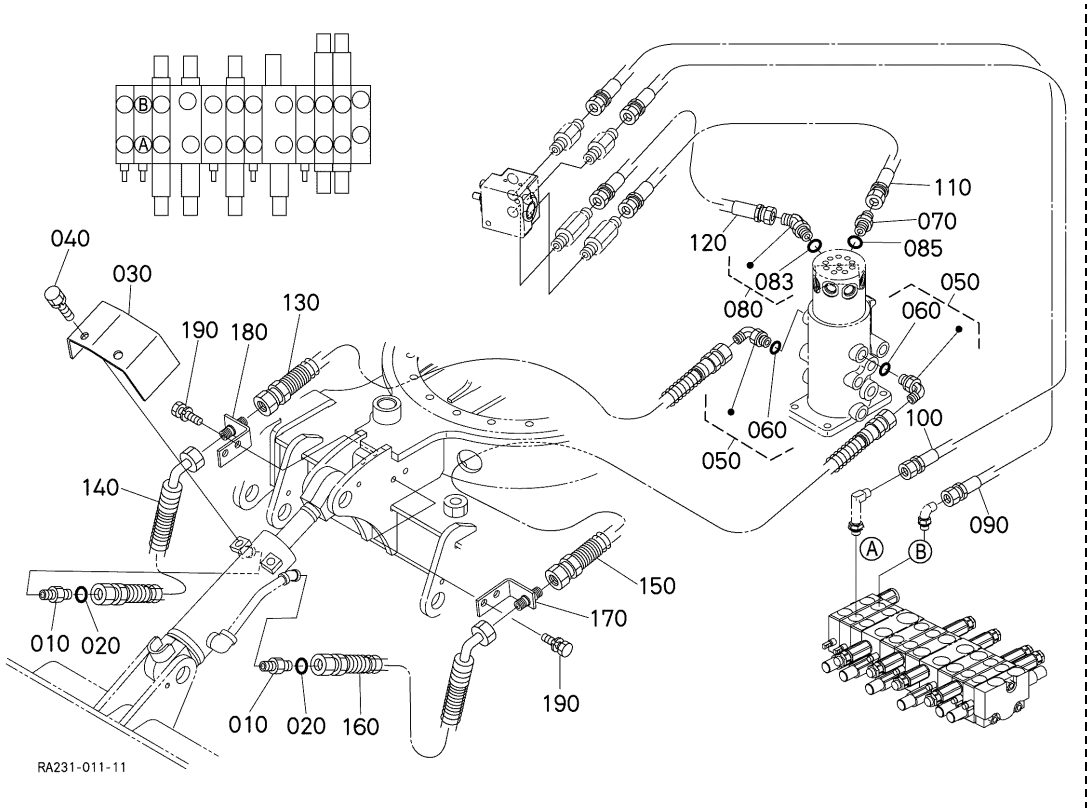

A:U17-3ALPHA

REF.No. POS.No. BILD-Nr.	PART No. REFERENCE BESELL-Nr.	PART NAME	DESIGNATION	BEZEICHNUNG	Q'TY/S.No. Q'TE/No.S. STUECK/S.Nr. A	B	I.C.	REMARKS REMARQUES BEMERKUNGEN
010	68728-7615-0	ADAPTER	ADAPTATEUR	ZWISCHENSTUECK	2	-		
020	04817-00110	O RING	JOINT TORIQUE	O RING	2	-		
030	RA231-7528-0	COVER,BLADE	COUVERCLE DE LAME	PLANIERSCHILDECKEL	1	-		
040	01133-61016	BOLT	VIS	BOLZEN	2	-		
050	RA221-6185-0	JOINT,PIPE	RACCORD DE TUYAU	ROHRSCHALTUNG	2	-		
060	04817-00110	O RING	JOINT TORIQUE	O RING	2	-		
070	68728-7615-0	ADAPTER	ADAPTATEUR	ZWISCHENSTUECK	1	-		
080	RP321-6186-0	JOINT,PIPE	RACCORD DE TUYAU	ROHRSCHALTUNG	1	-		
083	04817-00110	O RING	JOINT TORIQUE	O RING	1	-		
085	04817-00110	O RING	JOINT TORIQUE	O RING	1	-		
090	RA221-6481-2	HOSE,HYDRAULIC	DURITE DE HYD.	SCHLAUCH	1	-		
100	RA221-6482-0	HOSE,HYDRAULIC	DURITE DE HYD.	SCHLAUCH	1	-		
110	RA221-6485-0	HOSE,HYDRAULIC	DURITE DE HYD.	SCHLAUCH	1	-		
120	RA221-6486-0	HOSE,HYDRAULIC	DURITE DE HYD.	SCHLAUCH	1	-		
130	RA228-6481-0	HOSE,HYDRAULIC	DURITE DE HYD.	SCHLAUCH	1	-		
140	RA228-6482-0	HOSE,HYDRAULIC	DURITE DE HYD.	SCHLAUCH	1	-		
150	RA228-6481-0	HOSE,HYDRAULIC	DURITE DE HYD.	SCHLAUCH	1	-		
160	RA228-6482-0	HOSE,HYDRAULIC	DURITE DE HYD.	SCHLAUCH	1	-		
170	RA231-6471-0	JOINT,BLADE LH	RACCORD DE LAME G.	SCHALTUNG LS	1	-		
180	RA231-6472-0	JOINT,BLADE RH	RACCORD DE LAME D.	SCHALTUNG RS	1	-		
190	01133-61020	BOLT	VIS	BOLZEN	4	-		

⟷ Interchangeable; ≠ not interchangeable; ⟵ new for old; ⟶ old for new

E602 OIL PIPING (TRACK)
TUBE (CHENILLE)
OEL LEITUNG (SPUR)

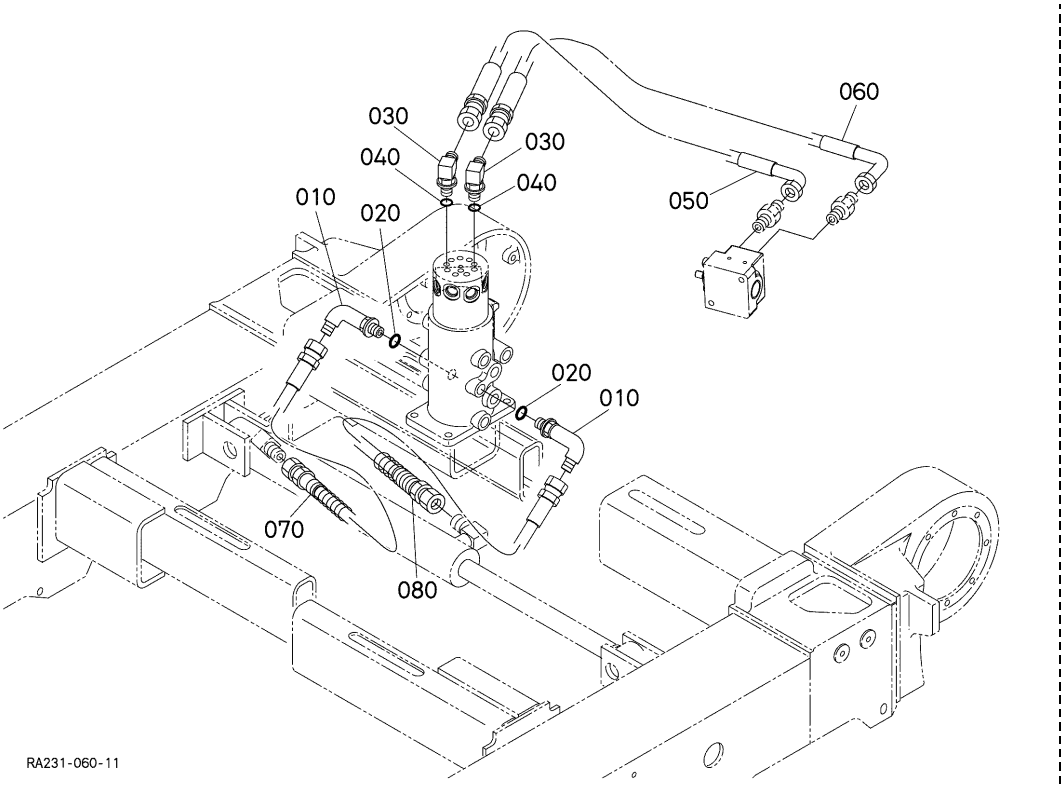

A:U17-3ALPHA

REF.No. POS.No. BILD-Nr.	PART No. REFERENCE BESELL-Nr.	PART NAME	DESIGNATION	BEZEICHNUNG	Q'TY/S.No. Q'TE/No.S. STUECK/S.Nr. A	B	I.C.	REMARKS REMARQUES BEMERKUNGEN
010	69254-7849-0	JOINT,PIPE	RACCORD DE TUYAU	ROHRSCHALTUNG	2	-		
020	04817-00110	O RING	JOINT TORIQUE	O RING	2	-		
030	RA131-6195-2	JOINT,PIPE	RACCORD DE TUYAU	ROHRSCHALTUNG	2	-		
040	04817-00080	O RING	JOINT TORIQUE	O RING	2	-		
050	RA221-6483-2	HOSE,HYDRAULIC	DURITE DE HYD.	SCHLAUCH	1	-		
060	RA221-6484-2	HOSE,HYDRAULIC	DURITE DE HYD.	SCHLAUCH	1	-		
070	RA231-6448-0	HOSE,HYDRAULIC	DURITE DE HYD.	SCHLAUCH	1	-		
080	RA231-6449-0	HOSE,HYDRAULIC	DURITE DE HYD.	SCHLAUCH	1	-		

⟷ Interchangeable; ≠ not interchangeable; ⟵ new for old; ⟶ old for new

E700 OIL PIPING (CLAMP)
TUBE (ATTACHE)
OEL LEITUNG (KLAMMER)

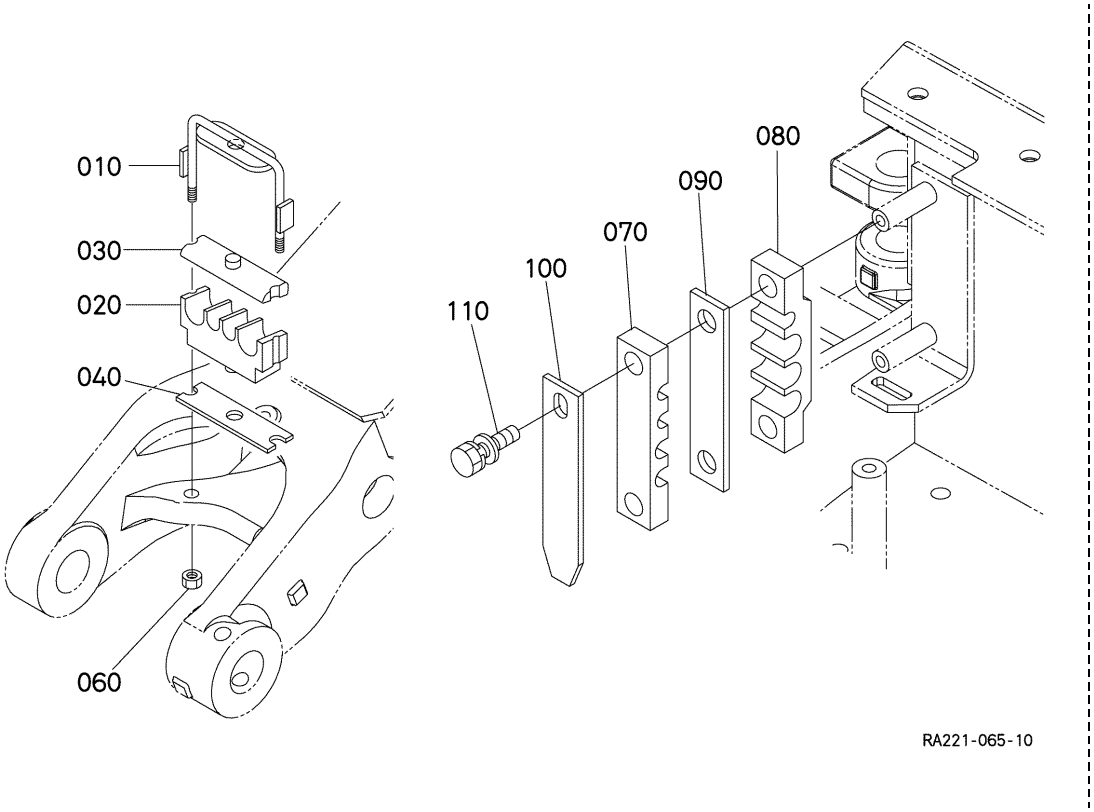

A:U17-3ALPHA

REF.No. POS.No. BILD-Nr.	PART No. REFERENCE BESELL-Nr.	PART NAME	DESIGNATION	BEZEICHNUNG	Q'TY/S.No. Q'TE/No.S. STUECK/S.Nr. A	B	I.C.	REMARKS REMARQUES BEMERKUNGEN
010	RB238-6411-3	CLAMP	ATTACHE	KLAMMER	1	-		
020	RB238-6412-3	CUSHION	COUSSIN	KISSEN	1	-		
030	RB238-6414-2	CUSHION	COUSSIN	KISSEN	1	-		
040	RB238-6413-2	PLATE	PLAQUE	PLATTE	1	-		
050	----	BLANK	BLANC	LEERE SPALTE	-	-		
060	02552-50060	NUT,LOCK	CONTRE-ECROU	MUTTER	2	-		
070	RA221-6812-0	CUSHION,HOSE	COUSSIN DE TUYAU	ROHRKISSEN	1	-		
080	RA221-6813-0	CUSHION,HOSE	COUSSIN DE TUYAU	ROHRKISSEN	1	-		
090	RA221-6814-0	CUSHION,HOSE	COUSSIN DE TUYAU	ROHRKISSEN	1	-		
100	RA221-6815-0	PLATE,HOSE	PLAQUE DE TUYAU	ROHR-PLATTE	1	-		
110	01135-61030	BOLT	VIS	BOLZEN	1	-		

⟷ Interchangeable; ≠ not interchangeable; ⟵ new for old; ⟶ old for new

E800 OIL PIPING (S/P)
TUBE (S/P)
OEL LEITUNG (S/P)

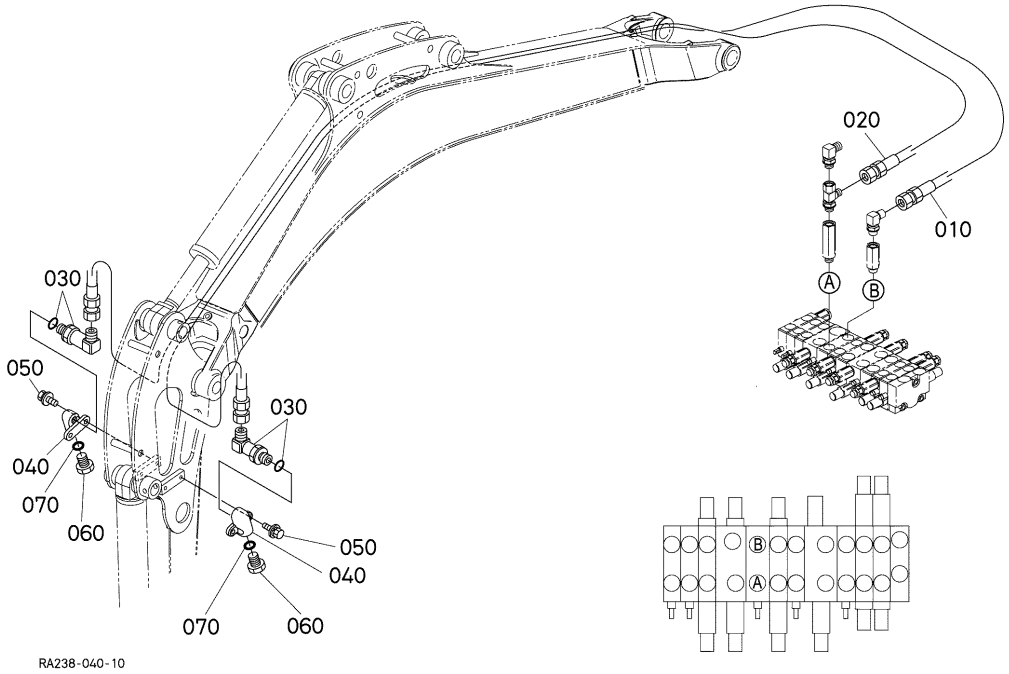

A:U17-3ALPHA

REF.No. POS.No. BILD-Nr.	PART No. REFERENCE BESELL-Nr.	PART NAME	DESIGNATION	BEZEICHNUNG	Q'TY/S.No. Q'TE/No.S. STUECK/S.Nr. A	B	I.C.	REMARKS REMARQUES BEMERKUNGEN
010	RA228-9241-0	HOSE,HYDRAULIC	DURITE DE HYD.	SCHLAUCH	1	-		EXCEPT LONG ARM
010	RA238-9241-0	HOSE,HYDRAULIC	DURITE DE HYD.	SCHLAUCH	1	-		LONG ARM
020	RA228-9242-0	HOSE,HYDRAULIC	DURITE DE HYD.	SCHLAUCH	1	-		EXCEPT LONG ARM
020	RA238-9242-0	HOSE,HYDRAULIC	DURITE DE HYD.	SCHLAUCH	1	-		LONG ARM
030	RB238-6717-0	JOINT,PIPE	RACCORD DE TUYAU	ROHRSCHALTUNG	2	-		
040	RA221-6715-0	BRACKET SP	SUPPORT SP	HALTER SP	2	-		
050	01135-61025	BOLT	VIS	BOLZEN	4	-		
060	68311-6425-0	PLUG	BOUCHON	STOPFEN	2	-		
070	04817-00180	O RING	JOINT TORIQUE	O RING	2	-		

⟷ Interchangeable; ≠ not interchangeable; ⟵ new for old; ⟶ old for new

E802 OIL PIPING (THIRD LINE HYDRAULIC RETURN)
TUBE (RETOUR DIRECT AU RESERVOIR HYDRAULIQUE)
OEL LEITUNG (DRITTE RUECKLAUFLEITUNG)

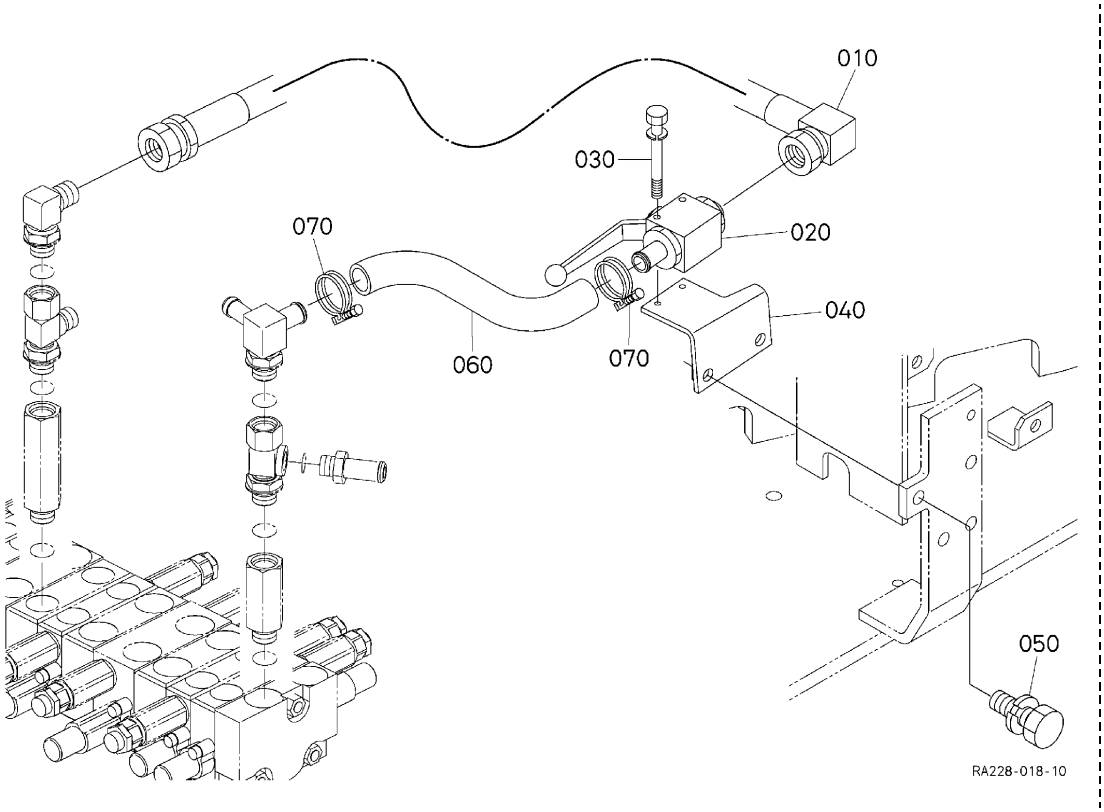

A:U17-3ALPHA

REF.No. POS.No. BILD-Nr.	PART No. REFERENCE BESELL-Nr.	PART NAME	DESIGNATION	BEZEICHNUNG	Q'TY/S.No. Q'TE/No.S. STUECK/S.Nr. A	B	I.C.	REMARKS REMARQUES BEMERKUNGEN
010	RA228-9258-0	HOSE,HYDRAULIC	DURITE DE HYD.	SCHLAUCH	1	-		
020	RD418-9640-0	ASSY VALVE	ENS.SOUPAPE	GRP.VENTIL	1	-		
030	RD418-9642-0	BOLT	VIS	BOLZEN	2	-		
040	RA228-9255-2	PLATE	PLAQUE	PLATTE	1	-		
050	01133-61025	BOLT	VIS	BOLZEN	2	-		
060	RA228-9262-0	HOSE	TUYAU	SCHLAUCH	1	-		
070	R1401-6321-0	CLAMP,HOSE	COLLIER DE DURITE	SCHLAUCHBINDER	2	-		

⟷ Interchangeable; ≠ not interchangeable; ⟵ new for old; ⟶ old for new

F000 BOOM CYLINDER AND COMPONENT PARTS
FLECHE CYLINDRE ET PARTIES COMPOSANTES
AUSLEGER ZYLINDER UND EINZEL-TEIL

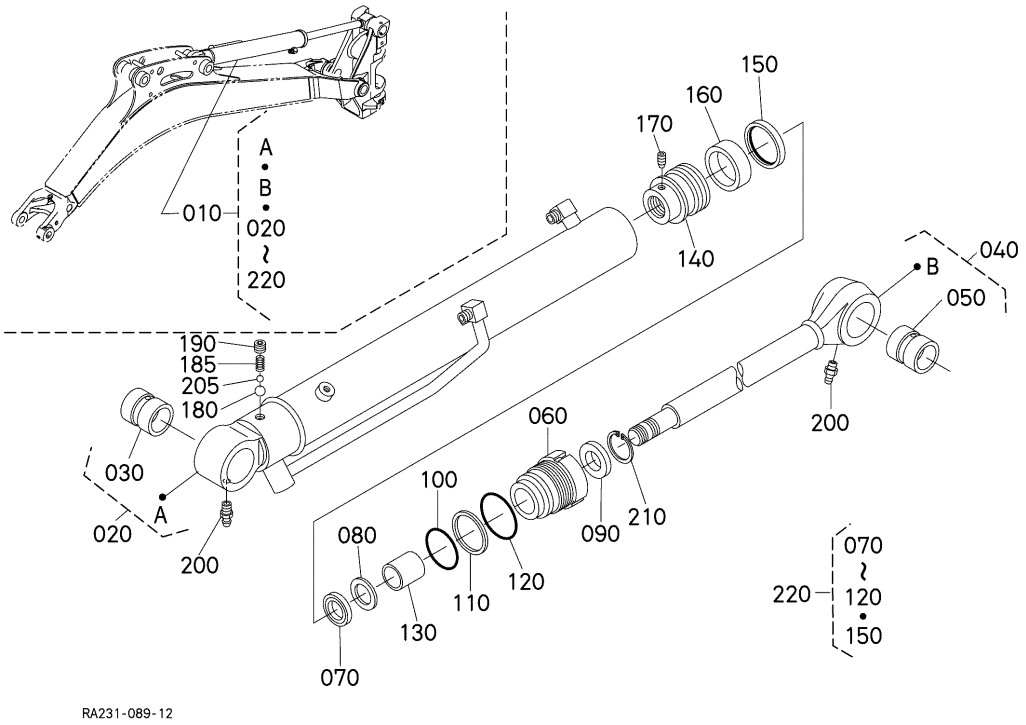

A:U17-3ALPHA

REF.No. POS.No. BILD-Nr.	PART No. REFERENCE BESELL-Nr.	PART NAME	DESIGNATION	BEZEICHNUNG	Q'TY/S.No. Q'TE/No.S. STUECK/S.Nr. A	B	I.C.	REMARKS REMARQUES BEMERKUNGEN
010	RB238-6770-5	CYLINDER,ASSY.BOOM	ENS.CYLINDRE FLECHE	GRP.ZYL.AUSLEGER	1	-		
020	RB238-9155-3	KIT CYLINDER TUBE	TUBE DE CYL.COMP.	GRP.ROHR,ZYLINDER	1	-		
030	YW181-0031-0	BUSH	BAGUE	BUCHSE	1	-		
040	RB238-9156-2	KIT PISTON-ROD	PISTON ET TIGE COMP.	GRP.KOLBEN-STANGE	1	-		
050	YW181-0031-0	BUSH	BAGUE	BUCHSE	1	-		
060	YW181-0051-4	CYLINDER HEAD	CULASSE	ZYLINDERKOPF	1	-		
070	YW181-5021-0	GASKET	JOINT	DICHTUNGSPLATTE	1	-		
080	YW181-5022-0	RING,BACK UP	JOINT TEFLON	STUETZRING	1	-		
090	35080-4164-2	SEAL,DUST	BAGUE JOINT	STAUBDICHTUNG	1	-		
100	04810-50550	O RING	JOINT TORIQUE	O RING	1	-		
110	YT434-4011-0	RING,BACK UP	JOINT TEFLON	STUETZRING	1	-		
120	04811-10600	O RING	JOINT TORIQUE	O RING	1	-		
130	08511-03040	BUSH	BAGUE	BUCHSE	1	-		
140	YW181-0071-2	PISTON	PISTON	KOLBEN	1	-		
150	YT034-9020-0	SEAL,PISTON	JOINT	KOLBENDICHTUNG	1	-		
160	YT486-3013-0	WEAR RING	ANNEAU D'USURE	ABNUETZENDRING	1	-		
170	03653-50610	SCREW,SET	VIS D'ARRET	ANSCHLAGSCHRAUBE	1	-		
180	07715-03209	BALL	BILLE	KUGEL	1	-		
185	YT665-0013-0	SPRING	RESSORT	FEDER	1	-		
190	YT107-0048-0	PLUG	BOUCHON	STOPFEN	1	-		
200	06611-15010	NIPPLE,GREASE	GRAISSEUR	SCHMIERNIPPEL	2	-		
205	07715-01603	BALL	BILLE	KUGEL	1	-		
210	35080-4167-0	CIR CLIP,INTERNAL	CIRCLIP	SPRENGRING	1	-		
220	YW181-9522-0	KIT SEAL	TROUSSE DE JOINT	DICHTUNGBAUSATZ	1	-		

⟷ Interchangeable; ≠ not interchangeable; ⟵ new for old; ⟶ old for new

F100 ARM CYLINDER AND COMPONENT PARTS
BRAS CYLINDRE ET PARTIES COMPOSANTES
ARM ZYLINDER UND EINZEL-TEIL

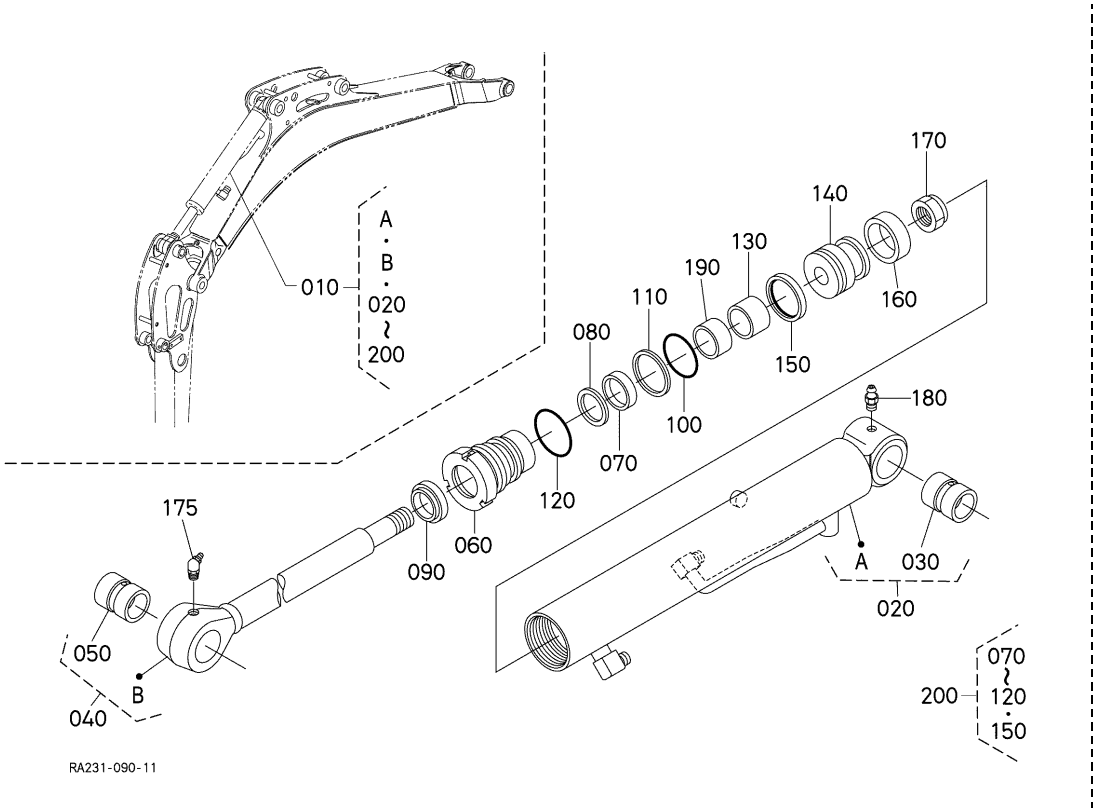

A:U17-3ALPHA

REF.No. POS.No. BILD-Nr.	PART No. REFERENCE BESELL-Nr.	PART NAME	DESIGNATION	BEZEICHNUNG	Q'TY/S.No. Q'TE/No.S. STUECK/S.Nr. A	B	I.C.	REMARKS REMARQUES BEMERKUNGEN
010	RB238-6760-2	ASSY CYLINDER,ARM	CYLINDRE,BRAS,ENS	GRP.ZYL.ARM	1	-		
020	RB238-9157-2	KIT CYLINDER TUBE	TUBE DE CYL.COMP.	GRP.ROHR,ZYLINDER	1	-		
030	YW183-0031-0	BUSH	BAGUE	BUCHSE	1	-		
040	RB238-9158-0	KIT PISTON-ROD	PISTON ET TIGE COMP.	GRP.KOLBEN-STANGE	1	-		
050	YW183-0031-0	BUSH	BAGUE	BUCHSE	1	-		
060	YW083-0061-0	CYLINDER HEAD	CULASSE	ZYLINDERKOPF	1	-		
070	YT434-3015-0	GASKET	JOINT	DICHTUNGSPLATTE	1	-		
080	YT415-3017-0	RING,BACK UP	JOINT TEFLON	STUETZRING	1	-		
090	YT640-0014-0	SCRAPER	RACLEUR	ABSTREIFER	1	-		
100	04810-50550	O RING	JOINT TORIQUE	O RING	1	-		
110	YT434-4011-0	RING,BACK UP	JOINT TEFLON	STUETZRING	1	-		
120	04811-10600	O RING	JOINT TORIQUE	O RING	1	-		
130	08511-03525	BUSH	BAGUE	BUCHSE	1	-		
140	YW182-0071-0	PISTON	PISTON	KOLBEN	1	-		
150	YT034-9020-0	SEAL,PISTON	JOINT	KOLBENDICHTUNG	1	-		
160	YT486-3013-0	WEAR RING	ANNEAU D'USURE	ABNUETZENDRING	1	-		
170	YW182-0017-0	NUT,CENTER LOCK	ECROU	MUTTER	1	-		
175	06616-25010	NIPPLE,GREASE	GRAISSEUR	SCHMIERNIPPEL	1	-		
180	06611-15010	NIPPLE,GREASE	GRAISSEUR	SCHMIERNIPPEL	1	-		
190	08511-03520	BUSH	BAGUE	BUCHSE	1	-		
200	YW182-9531-0	KIT SEAL	TROUSSE DE JOINT	DICHTUNGBAUSATZ	1	-		

⟷ Interchangeable; ≠ not interchangeable; ⟵ new for old; ⟶ old for new

F200 BUCKET CYLINDER AND COMPONENT PARTS
GODET CYLINDRE ET PARTIES COMPOSANTES
KUEBEL ZYLINDER UND EINZEL-TEIL

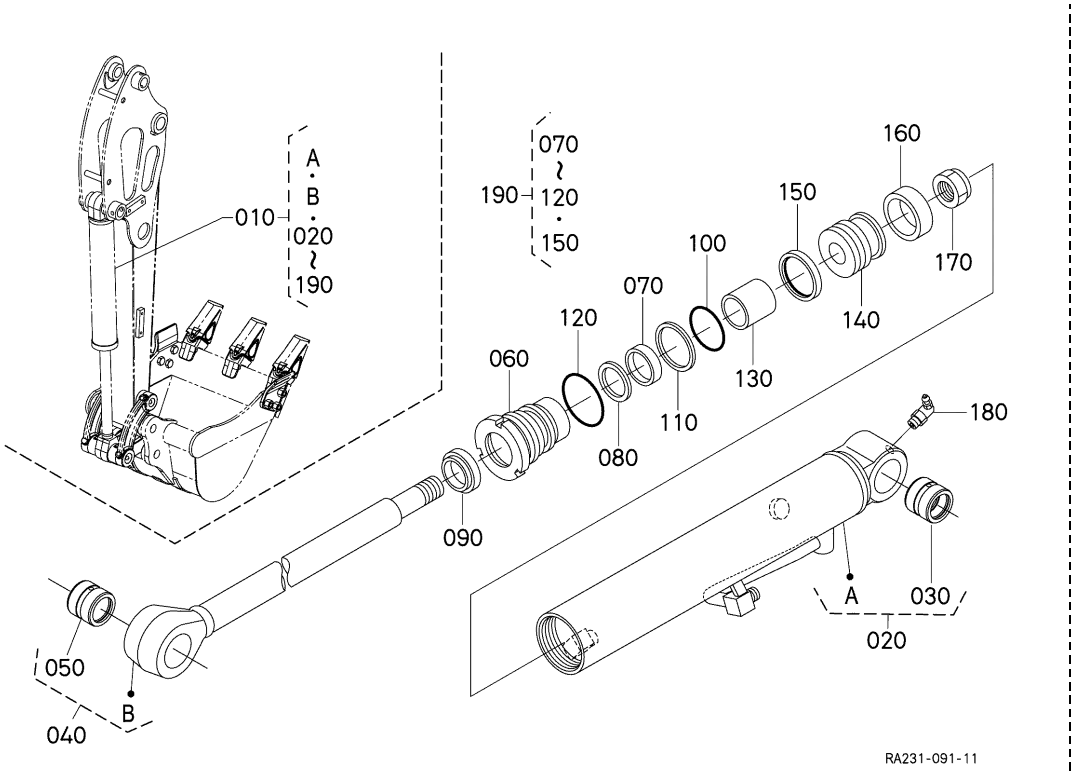

A:U17-3ALPHA

REF.No. POS.No. BILD-Nr.	PART No. REFERENCE BESELL-Nr.	PART NAME	DESIGNATION	BEZEICHNUNG	Q'TY/S.No. Q'TE/No.S. STUECK/S.Nr. A	B	I.C.	REMARKS REMARQUES BEMERKUNGEN
010	RB238-6780-4	CYLINDER,ASSY.BUCKET	ENS.CYLINDRE GODET	GRP.ZYL.KUEBEL	1	-		
020	RB238-9159-4	KIT CYLINDER TUBE	TUBE DE CYL.COMP.	GRP.ROHR,ZYLINDER	1	-		
030	YW183-0031-0	BUSH	BAGUE	BUCHSE	1	-		
040	RB238-9161-3	KIT PISTON-ROD	PISTON ET TIGE COMP.	GRP.KOLBEN-STANGE	1	-		
050	YW183-0031-0	BUSH	BAGUE	BUCHSE	1	-		
060	YW182-0051-0	CYLINDER HEAD	CULASSE	ZYLINDERKOPF	1	-		
070	YT434-3015-0	GASKET	JOINT	DICHTUNGSPLATTE	1	-		
080	YT415-3017-0	RING,BACK UP	JOINT TEFLON	STUETZRING	1	-		
090	YT640-0014-0	SCRAPER	RACLEUR	ABSTREIFER	1	-		
100	04810-50550	O RING	JOINT TORIQUE	O RING	1	-		
110	YT434-4011-0	RING,BACK UP	JOINT TEFLON	STUETZRING	1	-		
120	04811-10600	O RING	JOINT TORIQUE	O RING	1	-		
130	08511-03535	BUSH	BAGUE	BUCHSE	1	-		
140	YW182-0071-0	PISTON	PISTON	KOLBEN	1	-		
150	YT034-9020-0	SEAL,PISTON	JOINT	KOLBENDICHTUNG	1	-		
160	YT486-3013-0	WEAR RING	ANNEAU D'USURE	ABNUETZENDRING	1	-		
170	YW182-0017-0	NUT,CENTER LOCK	ECROU	MUTTER	1	-		
180	06613-30010	NIPPLE,GREASE	GRAISSEUR	SCHMIERNIPPEL	1	-		
190	YW182-9531-0	KIT SEAL	TROUSSE DE JOINT	DICHTUNGBAUSATZ	1	-		

⟷ Interchangeable; ≠ not interchangeable; ⟵ new for old; ⟶ old for new

F300 BLADE CYLINDER AND COMPONENT PARTS
LAME CYLINDRE ET PARTIES COMPOSANTES
PLANIERSCHILD ZYLINDER UND EINZEL-TEIL

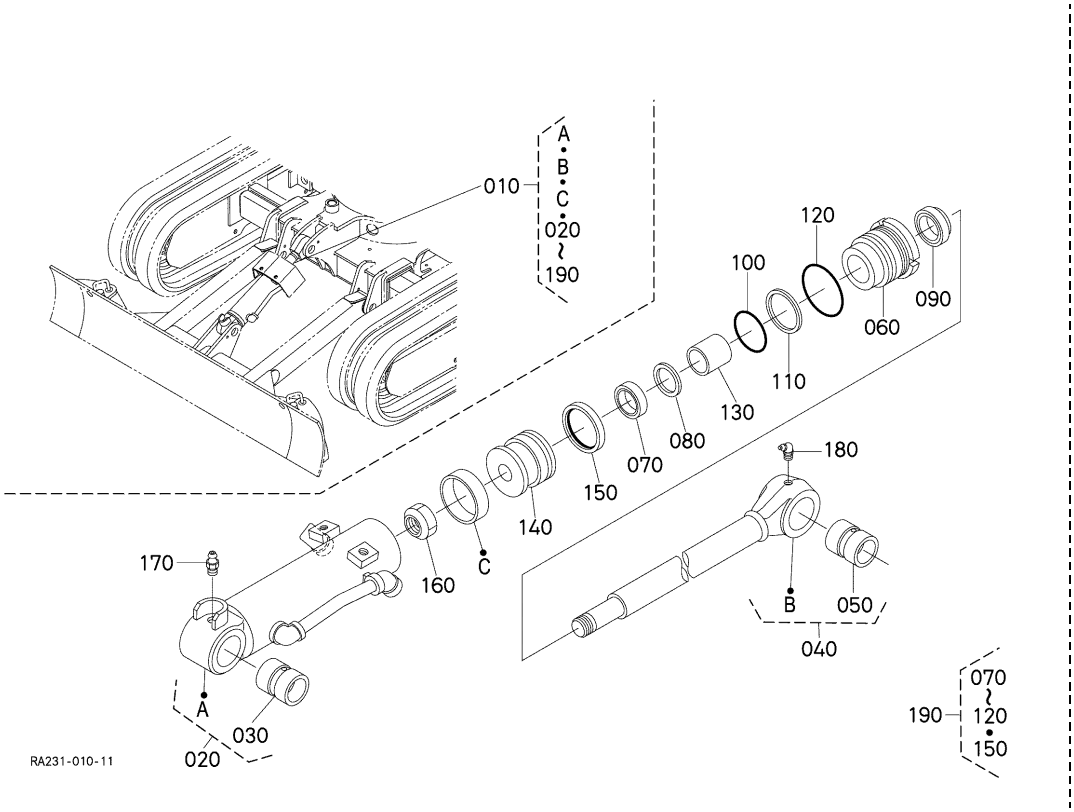

A:U17-3ALPHA

REF.No. POS.No. BILD-Nr.	PART No. REFERENCE BESELL-Nr.	PART NAME	DESIGNATION	BEZEICHNUNG	Q'TY/S.No. Q'TE/No.S. STUECK/S.Nr. A	B	I.C.	REMARKS REMARQUES BEMERKUNGEN
010	RA231-7510-0	ASSY CYLINDER,BLADE	ENS.CYLINDER LAME	GRP.ZYL.FRAESMESSR	1	-		
020	RA231-9162-0	KIT CYLINDER TUBE	TUBE DE CYL.COMP.	GRP.ROHR,ZYLINDER	1	-		
030	YW183-0031-0	BUSH	BAGUE	BUCHSE	1	-		
040	RB238-9163-2	KIT PISTON-ROD	PISTON ET TIGE COMP.	GRP.KOLBEN-STANGE	1	-		
050	YW183-0031-0	BUSH	BAGUE	BUCHSE	1	-		
060	YW423-0051-0	CYLINDER HEAD	CULASSE	ZYLINDERKOPF	1	-		
070	YT153-5011-0	GASKET	JOINT	DICHTUNGSPLATTE	1	-		
080	YT793-0061-0	RING,BACK UP	JOINT TEFLON	STUETZRING	1	-		
090	YT928-3013-0	SCRAPER	RACLEUR	ABSTREIFER	1	-		
100	04810-50600	O RING	JOINT TORIQUE	O RING	1	-		
110	YT711-3015-0	RING,BACK UP	JOINT TEFLON	STUETZRING	1	-		
120	04811-10650	O RING	JOINT TORIQUE	O RING	1	-		
130	08511-03035	BUSH	BAGUE	BUCHSE	1	-		
140	YW423-0031-0	PISTON	PISTON	KOLBEN	1	-		
150	YT168-9020-0	SEAL,PISTON	JOINT	KOLBENDICHTUNG	1	-		
160	YR031-0017-0	NUT,LOCK	CONTRE-ECROU	MUTTER	1	-		
170	06611-15010	NIPPLE,GREASE	GRAISSEUR	SCHMIERNIPPEL	1	-		
180	06616-25010	NIPPLE,GREASE	GRAISSEUR	SCHMIERNIPPEL	1	-		
190	YW423-9521-0	KIT SEAL	TROUSSE DE JOINT	DICHTUNGBAUSATZ	1	-		

⟷ Interchangeable; ≠ not interchangeable; ⟵ new for old; ⟶ old for new

F400 SWING CYLINDER AND COMPONENT PARTS
BALANCEMENT CYLINDRE ET PARTIES COMPOSANTES
SCHWUNG ZYLINDER UND EINZEL-TEIL

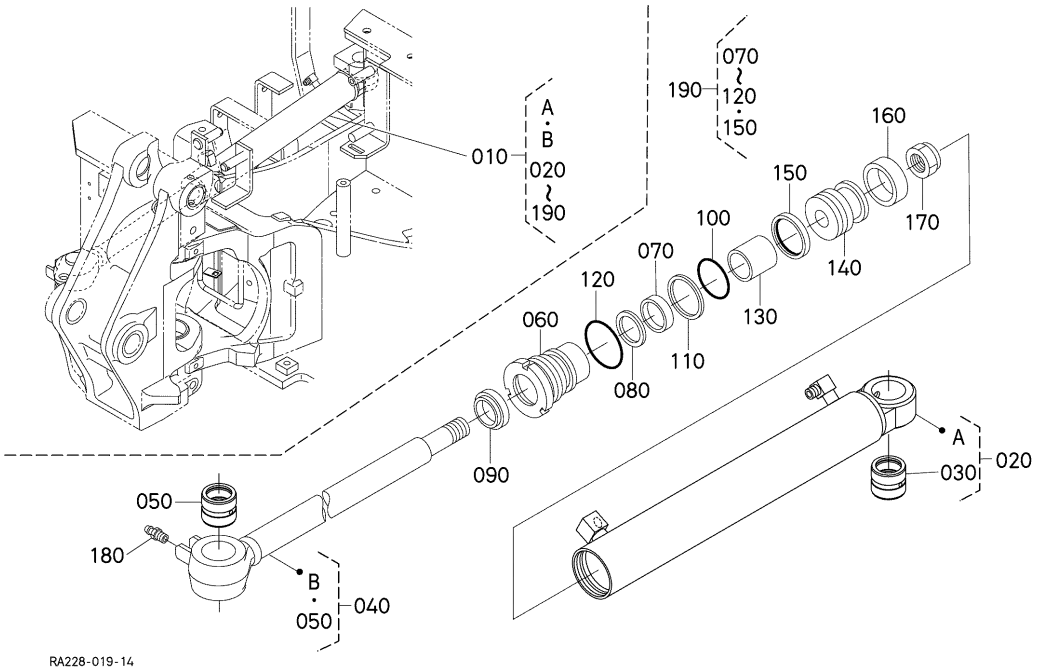

A:U17-3ALPHA

REF.No. POS.No. BILD-Nr.	PART No. REFERENCE BESELL-Nr.	PART NAME	DESIGNATION	BEZEICHNUNG	Q'TY/S.No. Q'TE/No.S. STUECK/S.Nr. A	B	I.C.	REMARKS REMARQUES BEMERKUNGEN
010	RA228-6740-0	ASSY CYLINDER,SWING	ENS.CYLINDRE ROTATIF	GRP.ZYL.SCHWENK	1	-		
020	RA228-9153-0	KIT CYLINDER TUBE	TUBE DE CYL.COMP.	GRP.ZYLINDERTUBE	1	-		
030	YT793-0031-0	BUSH,PIN	BAGUE,GOUPILLE	BUCHSE BOLZEN	1	-		
040	RA228-9154-0	KIT PISTON-ROD	PISTON ET TIGE COMP.	GRP.KOLBEN-STANGE	1	-		
050	YT793-0031-0	BUSH,PIN	BAGUE,GOUPILLE	BUCHSE BOLZEN	1	-		
060	YT795-0041-0	END	EXTREMITE	ENDE	1	-		
070	YT153-5011-0	GASKET	JOINT	DICHTUNGSPLATTE	1	-		
080	YT793-0061-0	RING,BACK UP	JOINT TEFLON	STUETZRING	1	-		
090	YT928-3013-0	SCRAPER	RACLEUR	ABSTREIFER	1	-		
100	04817-00500	O RING	JOINT TORIQUE	O RING	1	-		
110	YT415-3018-0	RING,BACK UP	JOINT TEFLON	STUETZRING	1	-		
120	04811-10560	O RING	JOINT TORIQUE	O RING	1	-		
130	08511-03035	BUSH	BAGUE	BUCHSE	1	-		
140	YT795-0071-0	PISTON	PISTON	KOLBEN	1	-		
150	YT415-9020-0	SEAL,PISTON	JOINT	KOLBENDICHTUNG	1	-		
160	YT415-3015-0	WEAR RING	ANNEAU D'USURE	ABNUETZENDRING	1	-		
170	YR031-0017-0	NUT,LOCK	CONTRE-ECROU	MUTTER	1	-		
180	06611-15010	NIPPLE,GREASE	GRAISSEUR	SCHMIERNIPPEL	1	-		
190	YW179-9511-0	KIT SEAL	TROUSSE DE JOINT	DICHTUNGBAUSATZ	1	-		

⟷ Interchangeable; ≠ not interchangeable; ⟵ new for old; ⟶ old for new

F402 TRACK CYLINDER AND COMPONENT PARTS
CHENILLE CYLINDRE ET PARTIES COMPOSANTES
SPUR ZYLINDER UND EINZEL-TEIL

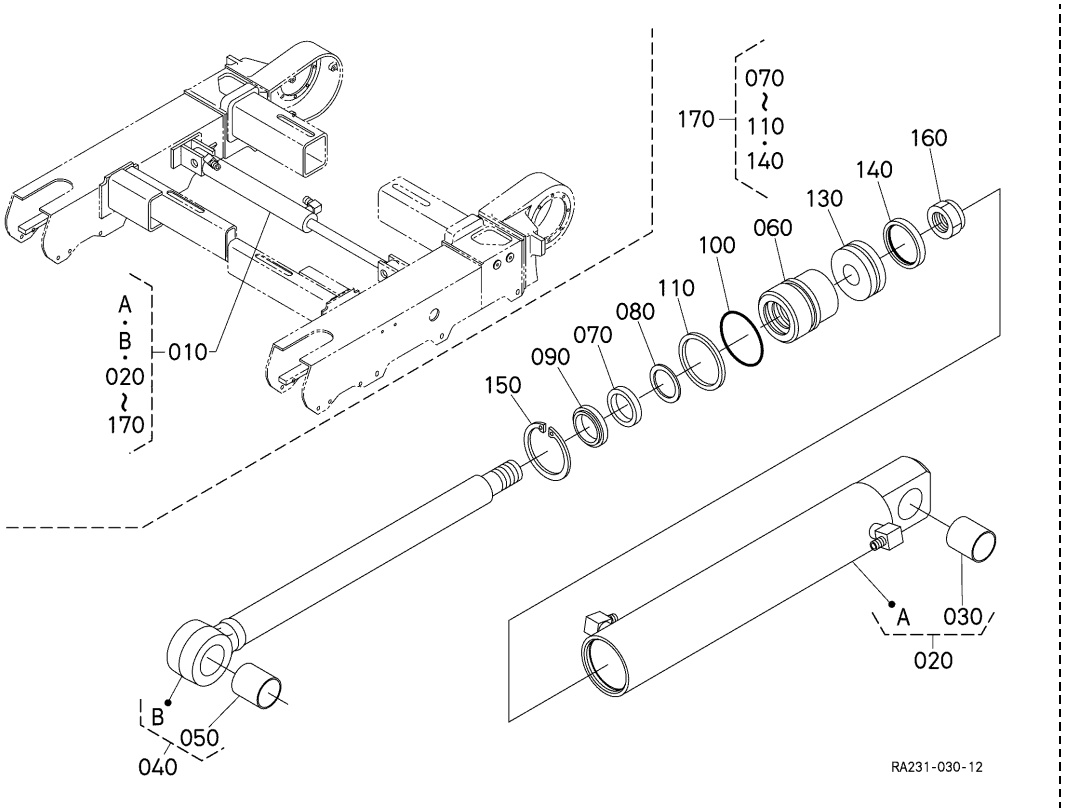

A:U17-3ALPHA

REF.No. POS.No. BILD-Nr.	PART No. REFERENCE BESELL-Nr.	PART NAME	DESIGNATION	BEZEICHNUNG	Q'TY/S.No. Q'TE/No.S. STUECK/S.Nr. A	B	I.C.	REMARKS REMARQUES BEMERKUNGEN
010	RA231-2230-0	ASSY CYLINDER,TRACK	ENS.CYLINDER	GRP.ZYLINDER	1	-		
020	RA231-9151-0	KIT CYLINDER TUBE	TUBE DE CYL.COMP.	GRP.ROHR,ZYLINDER	1	-		
030	08511-03035	BUSH	BAGUE	BUCHSE	1	-		
040	RA221-9152-0	KIT PISTON-ROD	PISTON ET TIGE COMP.	GRP.KOLBEN-STANGE	1	-		
050	08511-03035	BUSH	BAGUE	BUCHSE	1	-		
060	YW421-0051-0	CYLINDER HEAD	CULASSE	ZYLINDERKOPF	1	-		
070	YT153-5011-0	GASKET	JOINT	DICHTUNGSPLATTE	1	-		
080	YT793-0061-0	RING,BACK UP	JOINT TEFLON	STUETZRING	1	-		
090	YT928-3013-0	SCRAPER	RACLEUR	ABSTREIFER	1	-		
100	04810-50550	O RING	JOINT TORIQUE	O RING	1	-		
110	YT434-4011-0	RING,BACK UP	JOINT TEFLON	STUETZRING	1	-		
120	----	BLANK	BLANC	LEERE SPALTE	-	-		
130	YW421-0071-0	PISTON	PISTON	KOLBEN	1	-		
140	YT034-9020-0	SEAL,PISTON	JOINT	KOLBENDICHTUNG	1	-		
150	YT227-0032-0	CIR-CLIP	CIRCLIP	SPRENGRING	1	-		
160	YR031-0017-0	NUT,LOCK	CONTRE-ECROU	MUTTER	1	-		
170	YW421-9511-0	KIT SEAL	TROUSSE DE JOINT	DICHTUNGBAUSATZ	1	-		

⟷ Interchangeable; ≠ not interchangeable; ⟵ new for old; ⟶ old for new

G000 SWING BRACKET
SUPPORT BALANCEMENT
AUSLEGER, SCHWUNG

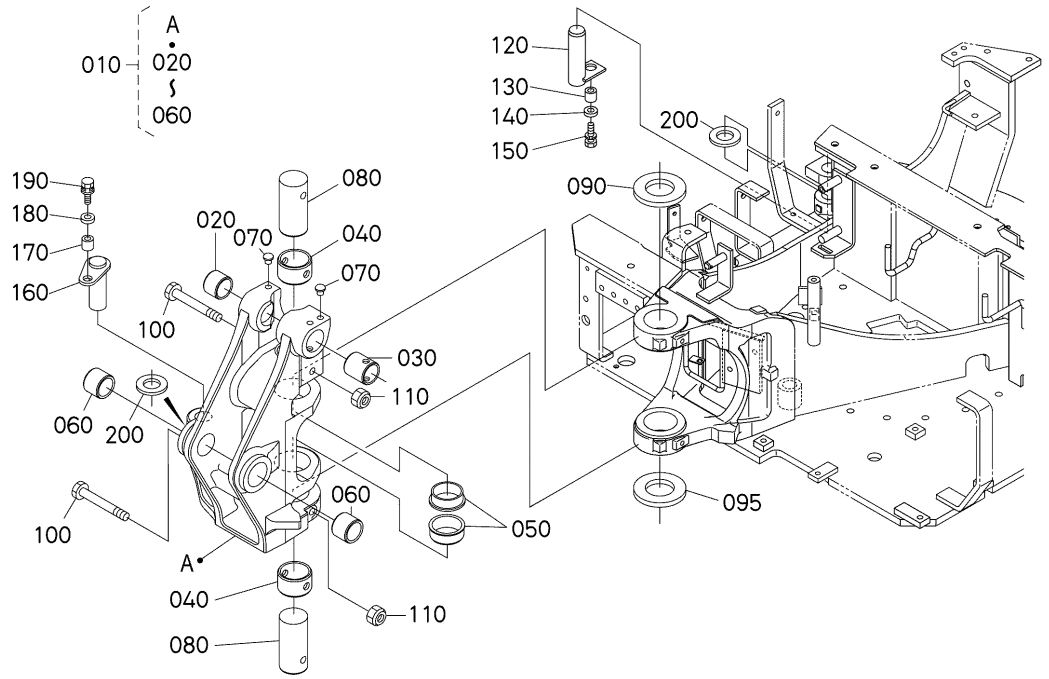

A:U17-3ALPHA

REF.No. POS.No. BILD-Nr.	PART No. REFERENCE BESELL-Nr.	PART NAME	DESIGNATION	BEZEICHNUNG	Q'TY/S.No. Q'TE/No.S. STUECK/S.Nr. A	B	I.C.	REMARKS REMARQUES BEMERKUNGEN
010	RB238-6640-2	ASSY BRACKET,SWING	ENS.SUPPORT OSCILL	MONTAGE AUSLEGER	1	-		
020	RB238-6659-0	BUSH	BAGUE	BUCHSE	1	-		
030	RB238-6637-0	BUSH	BAGUE	BUCHSE	1	-		
040	RB238-6639-0	BUSH	BAGUE	BUCHSE	2	-		
050	RB238-6638-0	BUSH	BAGUE	BUCHSE	2	-		
060	RB238-6646-0	BUSH	BAGUE	BUCHSE	2	-		
070	90545-1134-0	PLUG	BOUCHON	STOPFEN	2	-		
080	RB238-6645-0	PIN	GOUPILLE	STIFT	2	-		
090	RB238-6644-0	COLLAR,THRUST	RONDELLE DE BUTEE	DRUCKRING	1	-		2.3mm
095	RB238-6648-0	COLLAR,THRUST	RONDELLE DE BUTEE	DRUCKRING	2	-		AS REQUIRED 2.0mm
095	RB238-6644-0	COLLAR,THRUST	RONDELLE DE BUTEE	DRUCKRING	1	-		AS REQUIRED 2.3mm
095	RB238-6649-0	COLLAR,THRUST	RONDELLE DE BUTEE	DRUCKRING	2	-		AS REQUIRED 2.5mm
100	01173-61204	BOLT	VIS	BOLZEN	2	-		
110	02572-50120	NUT,LOCK	CONTRE-ECROU	MUTTER	2	-		
120	RA221-6648-0	PIN	GOUPILLE	STIFT	1	-		
130	69181-6644-0	SPACER	ENTRETOISE	DISTANZSCHEIBE	1	-		
140	53582-5356-0	WASHER,CHAIN SHAFT	RONDELLE	SCHEIBE	1	-		
150	01133-61020	BOLT	VIS	BOLZEN	1	-		
160	RB238-6746-0	PIN	GOUPILLE	STIFT	1	-		
170	69181-6644-0	SPACER	ENTRETOISE	DISTANZSCHEIBE	1	-		
180	53582-5356-0	WASHER,CHAIN SHAFT	RONDELLE	SCHEIBE	1	-		
190	01133-61020	BOLT	VIS	BOLZEN	1	-		
200	68721-6697-0	SHIM	CALE	BEILAGE	2	-		AS REQUIRED 0.5mm
200	68051-6633-0	SHIM	CALE	BEILAGE	2	-		AS REQUIRED 1.0mm
200	68051-6634-0	SHIM	CALE	BEILAGE	2	-		AS REQUIRED 1.6mm

⟷ Interchangeable; ≠ not interchangeable; ⟵ new for old; ⟶ old for new

G100 BOOM FLECHE AUSLEGER

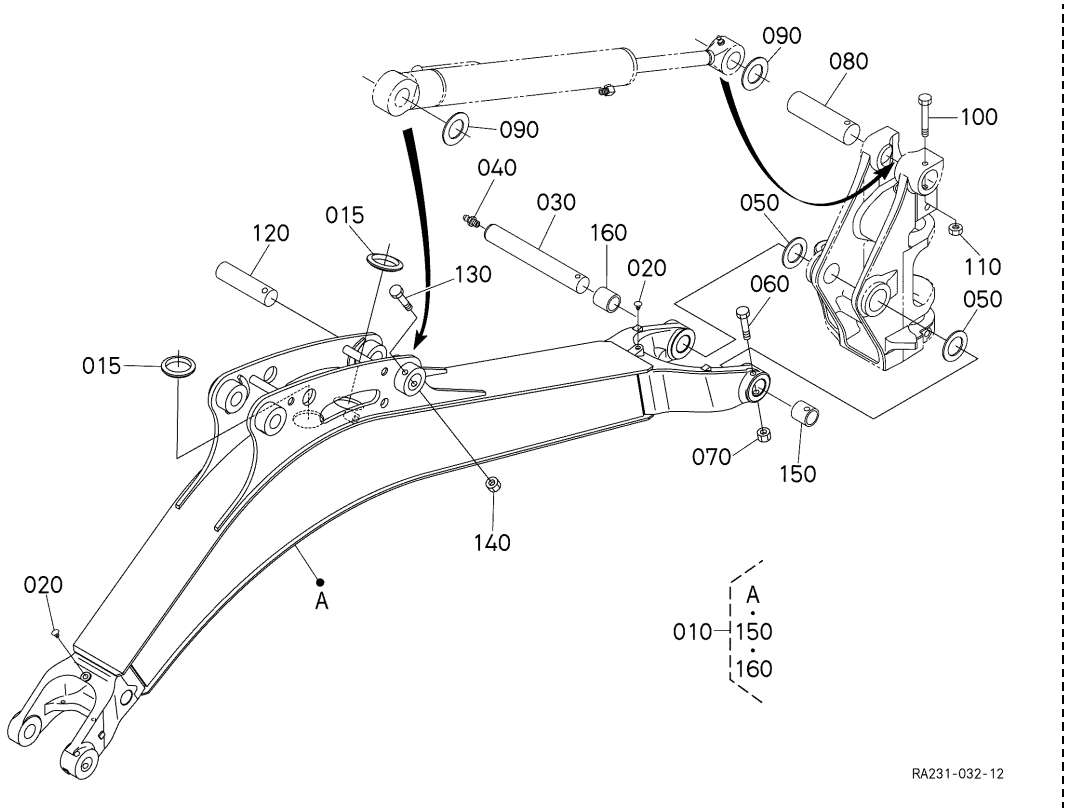

A:U17-3ALPHA

REF.No. POS.No. BILD-Nr.	PART No. REFERENCE BESELL-Nr.	PART NAME	DESIGNATION	BEZEICHNUNG	Q'TY/S.No. Q'TE/No.S. STUECK/S.Nr. A	B	I.C.	REMARKS REMARQUES BEMERKUNGEN
010	RA238-6651-2	BOOM	FLECHE	AUSLEGER	1	-		
015	RB238-6652-0	GROMMET	GRUMMET	GUMMITUELLE	2	-		
020	90545-1134-0	PLUG	BOUCHON	STOPFEN	2	-		
030	RB238-6656-0	PIN	GOUPILLE	STIFT	1	-		
040	06611-15010	NIPPLE,GREASE	GRAISSEUR	SCHMIERNIPPEL	1	-		
050	RB401-6762-0	SHIM	CALE	BEILAGE	2	-		0.5mm
060	01173-61080	BOLT	VIS	BOLZEN	1	-		
070	02572-50100	NUT,LOCK	CONTRE-ECROU	MUTTER	1	-		
080	RB238-6664-0	PIN	GOUPILLE	STIFT	1	-		
090	RA221-6647-0	SHIM	CALE	BEILAGE	2	-		AS REQUIRED 0.3mm
090	RB401-6762-0	SHIM	CALE	BEILAGE	2	-		AS REQUIRED 0.5mm
090	68741-6688-0	SHIM	CALE	BEILAGE	2	-		AS REQUIRED 1.0mm
090	68741-6689-0	SHIM	CALE	BEILAGE	2	-		AS REQUIRED 1.6mm
090	RA221-6649-0	SHIM	CALE	BEILAGE	1	-		AS REQUIRED 2.3mm
100	01173-61080	BOLT	VIS	BOLZEN	1	-		
110	02572-50100	NUT,LOCK	CONTRE-ECROU	MUTTER	1	-		
120	RB238-6664-0	PIN	GOUPILLE	STIFT	1	-		
130	01173-61080	BOLT	VIS	BOLZEN	1	-		
140	02572-50100	NUT,LOCK	CONTRE-ECROU	MUTTER	1	-		
150	RB237-6657-0	BUSH	BAGUE	BUCHSE	1	-		
160	RB237-6658-0	BUSH	BAGUE	BUCHSE	1	-		

⟷ Interchangeable; ≠ not interchangeable; ⟵ new for old; ⟶ old for new

G20001 ARM BRAS ARM

[EXCEPT LONG ARM]

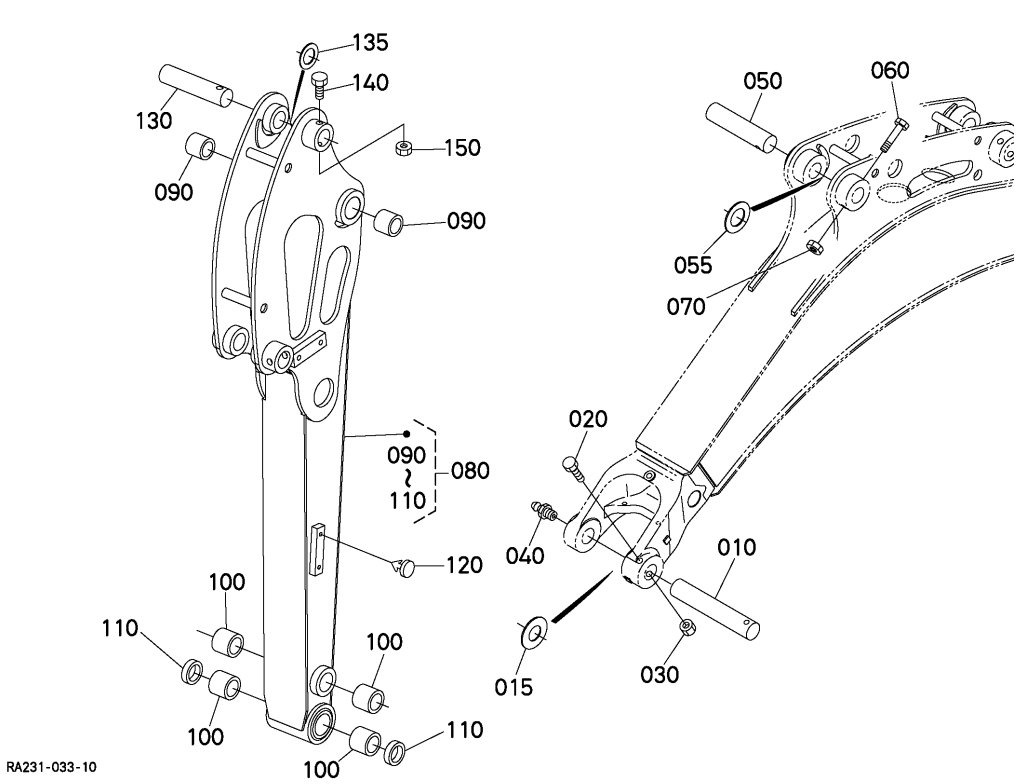

A:U17-3ALPHA

REF.No. POS.No. BILD-Nr.	PART No. REFERENCE BESELL-Nr.	PART NAME	DESIGNATION	BEZEICHNUNG	Q'TY/S.No. Q'TE/No.S. STUECK/S.Nr. A	B	I.C.	REMARKS REMARQUES BEMERKUNGEN
010	RB238-6663-0	PIN	GOUPILLE	STIFT	1	-		
015	68721-6697-0	SHIM	CALE	BEILAGE	1	-		AS REQUIRED 0.5mm
015	68051-6633-0	SHIM	CALE	BEILAGE	1	-		AS REQUIRED 1.0mm
020	01173-61080	BOLT	VIS	BOLZEN	1	-		
030	02572-50100	NUT,LOCK	CONTRE-ECROU	MUTTER	1	-		
040	06611-15010	NIPPLE,GREASE	GRAISSEUR	SCHMIERNIPPEL	1	-		
050	RB238-6654-0	PIN	GOUPILLE	STIFT	1	-		
055	68721-6697-0	SHIM	CALE	BEILAGE	1	-		AS REQUIRED 0.5mm
055	68051-6633-0	SHIM	CALE	BEILAGE	1	-		AS REQUIRED 1.0mm
060	01173-61080	BOLT	VIS	BOLZEN	1	-		
070	02572-50100	NUT,LOCK	CONTRE-ECROU	MUTTER	1	-		
080	RA228-6660-7	ASSY ARM	ENS.BRAS	GRP.ARM	1	-		950mm
090	68721-6652-2	BUSH	BAGUE	BUCHSE	2	-		
100	68721-6652-2	BUSH	BAGUE	BUCHSE	4	-		
110	RA211-7653-0	SEAL,DUST	BAGUE JOINT	STAUBDICHTUNG	2	-		
120	RB411-9289-0	CAP	BOUCHON	KAPPE	4	-		
130	RB238-6665-0	PIN	GOUPILLE	STIFT	1	-		
135	68721-6697-0	SHIM	CALE	BEILAGE	1	-		AS REQUIRED 0.5mm
135	68051-6633-0	SHIM	CALE	BEILAGE	1	-		AS REQUIRED 1.0mm
140	01173-61065	BOLT	VIS	BOLZEN	1	-		
150	02572-50100	NUT,LOCK	CONTRE-ECROU	MUTTER	1	-		

⟷ Interchangeable; ≠ not interchangeable; ⟵ new for old; ⟶ old for new

G20002 ARM BRAS ARM

[LONG ARM]

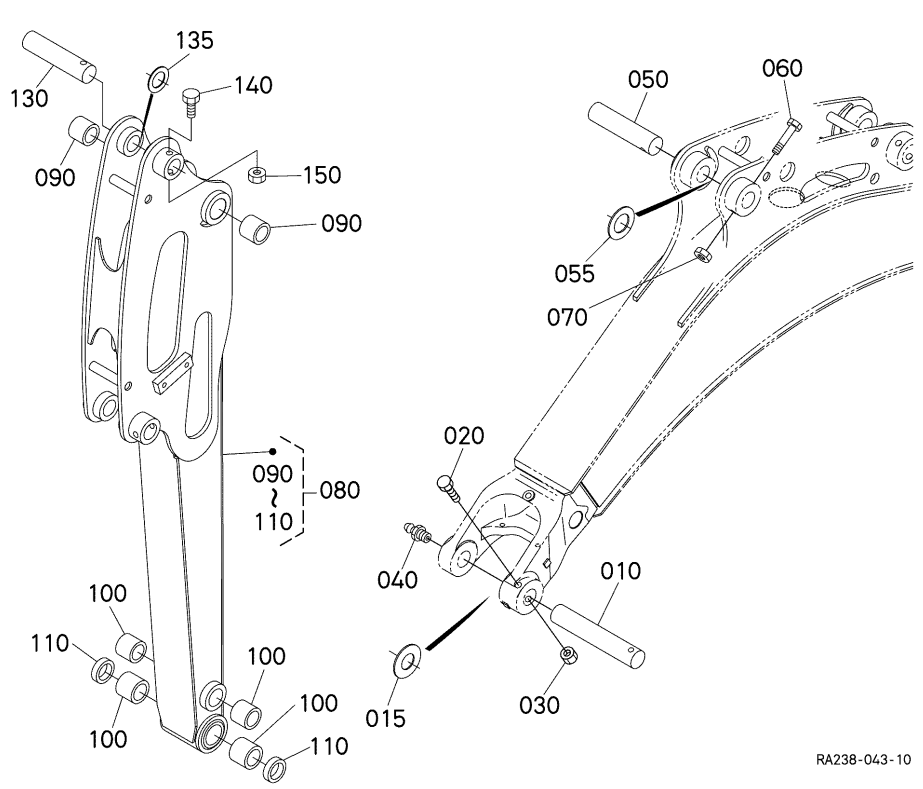

A:U17-3ALPHA

REF.No. POS.No. BILD-Nr.	PART No. REFERENCE BESELL-Nr.	PART NAME	DESIGNATION	BEZEICHNUNG	Q'TY/S.No. Q'TE/No.S. STUECK/S.Nr. A	B	I.C.	REMARKS REMARQUES BEMERKUNGEN
010	RB238-6663-0	PIN	GOUPILLE	STIFT	1	-		
015	68721-6697-0	SHIM	CALE	BEILAGE	1	-		AS REQUIRED 0.5mm
015	68051-6633-0	SHIM	CALE	BEILAGE	1	-		AS REQUIRED 1.0mm
020	01173-61080	BOLT	VIS	BOLZEN	1	-		
030	02572-50100	NUT,LOCK	CONTRE-ECROU	MUTTER	1	-		
040	06611-15010	NIPPLE,GREASE	GRAISSEUR	SCHMIERNIPPEL	1	-		
050	RB238-6654-0	PIN	GOUPILLE	STIFT	1	-		
055	68721-6697-0	SHIM	CALE	BEILAGE	1	-		AS REQUIRED 0.5mm
055	68051-6633-0	SHIM	CALE	BEILAGE	1	-		AS REQUIRED 1.0mm
060	01173-61080	BOLT	VIS	BOLZEN	1	-		
070	02572-50100	NUT,LOCK	CONTRE-ECROU	MUTTER	1	-		
080	RA238-6710-0	ASSY ARM	ENS.BRAS	GRP.ARM	1	-		1100mm
090	68721-6652-2	BUSH	BAGUE	BUCHSE	2	-		
100	68721-6652-2	BUSH	BAGUE	BUCHSE	4	-		
110	RA211-7653-0	SEAL,DUST	BAGUE JOINT	STAUBDICHTUNG	2	-		
120	----	BLANK	BLANC	LEERE SPALTE	-	-		
130	RB238-6665-0	PIN	GOUPILLE	STIFT	1	-		
135	68721-6697-0	SHIM	CALE	BEILAGE	1	-		AS REQUIRED 0.5mm
135	68051-6633-0	SHIM	CALE	BEILAGE	1	-		AS REQUIRED 1.0mm
140	01173-61065	BOLT	VIS	BOLZEN	1	-		
150	02572-50100	NUT,LOCK	CONTRE-ECROU	MUTTER	1	-		

⟷ Interchangeable; ≠ not interchangeable; ⟵ new for old; ⟶ old for new

G300 BUCKET LINK
MAILLON DE GODET
VERBINDUNGESTUECK,KUEBEL

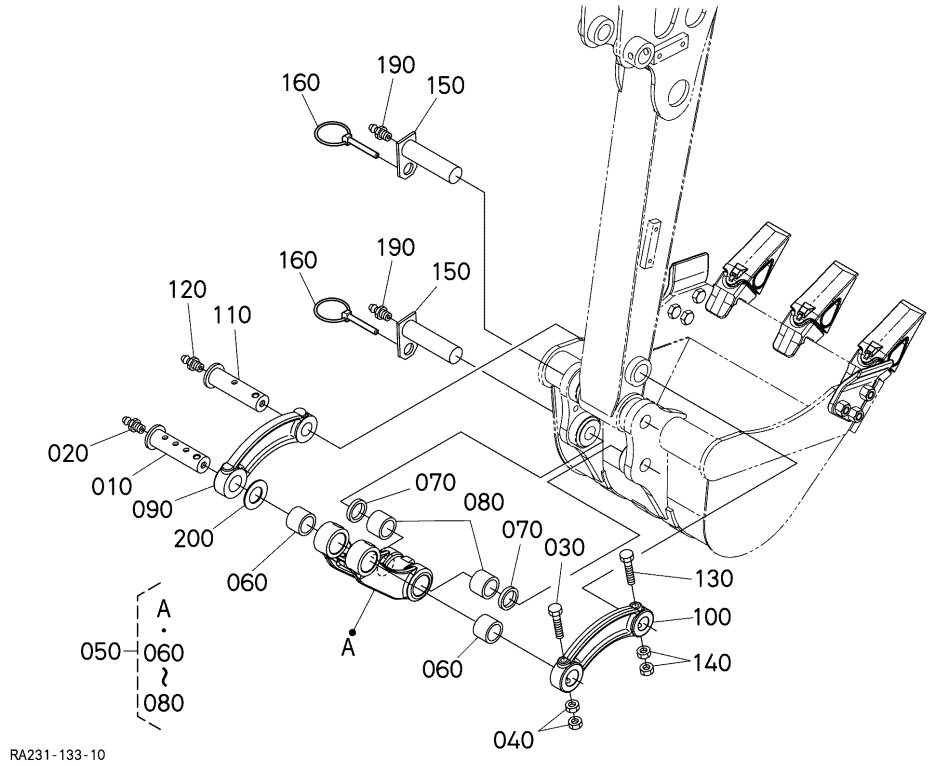



A:U17-3ALPHA

REF.No. POS.No. BILD-Nr.	PART No. REFERENCE BESELL-Nr.	PART NAME	DESIGNATION	BEZEICHNUNG	Q'TY/S.No. Q'TE/No.S. STUECK/S.Nr. A	B	I.C.	REMARKS REMARQUES BEMERKUNGEN
010	RB238-6677-2	PIN	GOUPILLE	STIFT	1	-		
020	06611-15010	NIPPLE,GREASE	GRAISSEUR	SCHMIERNIPPEL	1	-		
030	01173-61085	BOLT	VIS	BOLZEN	1	-		
040	02118-60100	NUT	ECROU	MUTTER	2	-		
050	RB238-6670-2	ASSY LINK,BUCKET	COULISSAGE,GODET	GRP.VERB,KUEBEL	1	-		
060	68721-6652-2	BUSH	BAGUE	BUCHSE	2	-		
070	RA211-7653-0	SEAL,DUST	BAGUE JOINT	STAUBDICHTUNG	2	-		
080	RB238-6678-0	BUSH	BAGUE	BUCHSE	2	-		
090	RB238-6672-3	LINK,BUCKET	MAILLON,GODET	VERBINDUNGSSTUECK	1	-		
100	RB238-6673-2	LINK,BUCKET	MAILLON,GODET	VERBINDUNGSSTUECK	1	-		
110	RB238-6675-2	PIN	GOUPILLE	STIFT	1	-		
120	06611-15010	NIPPLE,GREASE	GRAISSEUR	SCHMIERNIPPEL	1	-		
130	01173-61085	BOLT	VIS	BOLZEN	1	-		
140	02118-60100	NUT	ECROU	MUTTER	2	-		
150	RA221-6676-0	PIN	GOUPILLE	STIFT	2	-		
160	68741-6692-0	SPACER	ENTRETOISE	DISTANZSCHEIBE	2 <=10118	-		ORDER BY REF.No.160 NEW PART
160	RB419-6693-0	PIN,SET	GOUPILLE DE REGLAGE	HALTESTIFT	2 >=10119	-	≠	
170	04015-60120	WASHER,PLAIN	RONDELLE FREIN	SCHEIBE	2 <=10118	-		
180	01133-61225	BOLT	VIS	BOLZEN	2 <=10118	-		
190	06611-15010	NIPPLE,GREASE	GRAISSEUR	SCHMIERNIPPEL	2	-		
200	RA221-6677-0	SHIM	CALE	BEILAGE	1	-		AS REQUIRED 0.3mm
200	68721-6697-0	SHIM	CALE	BEILAGE	1	-		AS REQUIRED 0.5mm
200	RA221-6678-0	SHIM	CALE	BEILAGE	1	-		AS REQUIRED 0.7mm
200	68051-6633-0	SHIM	CALE	BEILAGE	1	-		AS REQUIRED 1.0mm

⟷ Interchangeable; ≠ not interchangeable; ⟵ new for old; ⟶ old for new

G400 BUCKET GODET KUEBEL

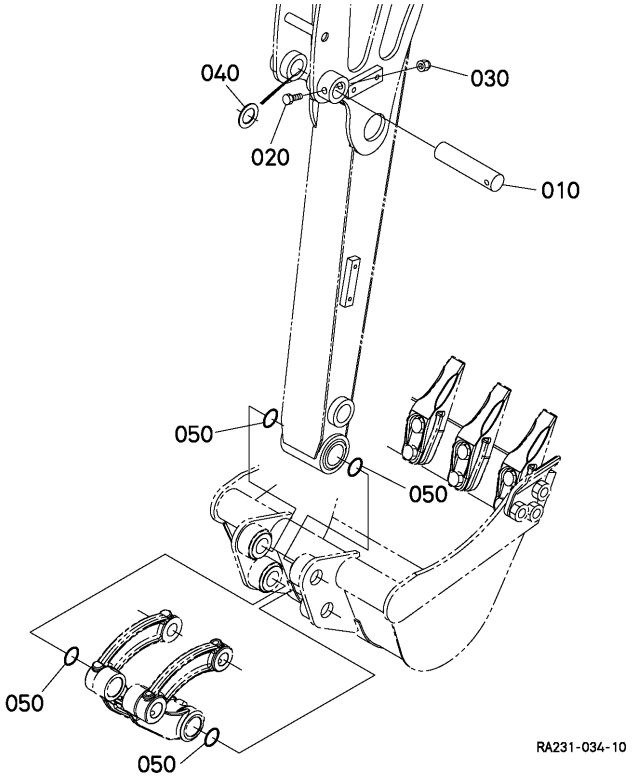

A:U17-3ALPHA

REF.No. POS.No. BILD-Nr.	PART No. REFERENCE BESELL-Nr.	PART NAME	DESIGNATION	BEZEICHNUNG	Q'TY/S.No. Q'TE/No.S. STUECK/S.Nr. A	B	I.C.	REMARKS REMARQUES BEMERKUNGEN
010	RB238-6665-0	PIN	GOUPILLE	STIFT	1	-		
020	01173-61065	BOLT	VIS	BOLZEN	1	-		
030	02572-50100	NUT,LOCK	CONTRE-ECROU	MUTTER	1	-		
040	68721-6697-0	SHIM	CALE	BEILAGE	1	-		AS REQUIRED 0.5mm
040	68051-6633-0	SHIM	CALE	BEILAGE	1	-		AS REQUIRED 1.0mm
050	68721-6685-0	O RING	JOINT TORIQUE	O RING	4	-		

⟷ Interchangeable; ≠ not interchangeable; ⟵ new for old; ⟶ old for new

G500 BLADE LAME PLANIERSCHILD

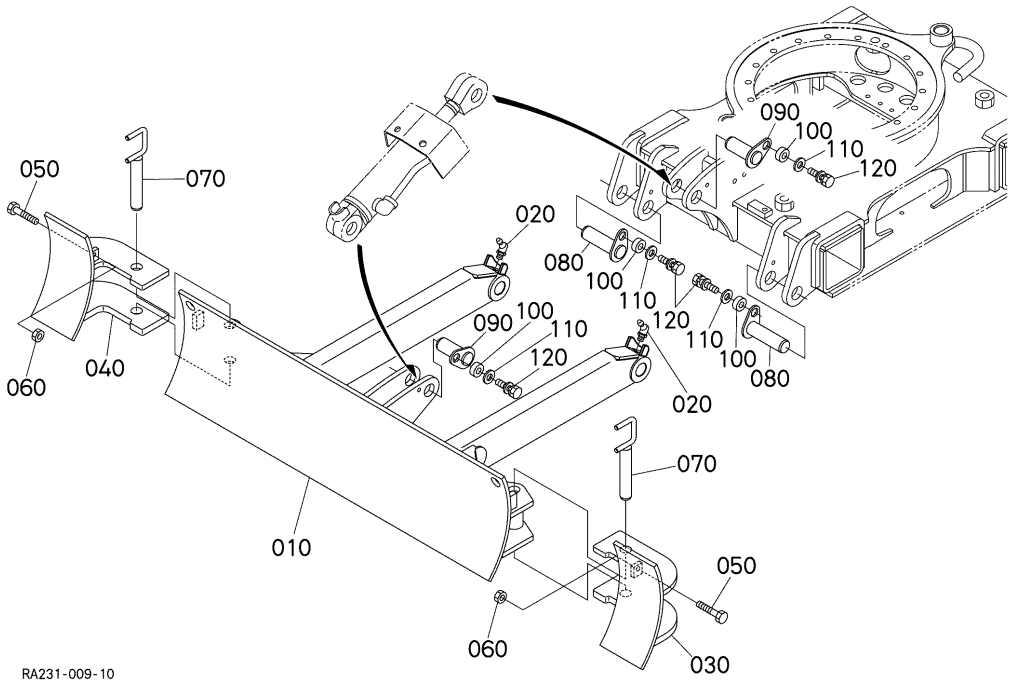

A:U17-3ALPHA

REF.No. POS.No. BILD-Nr.	PART No. REFERENCE BESELL-Nr.	PART NAME	DESIGNATION	BEZEICHNUNG	Q'TY/S.No. Q'TE/No.S. STUECK/S.Nr. A	B	I.C.	REMARKS REMARQUES BEMERKUNGEN
010	RA231-7441-0	BLADE,CENTER	LAME DE CENTRAGE	PLANIERSCHIL	1	-		
020	06616-25010	NIPPLE,GREASE	GRAISSEUR	SCHMIERNIPPEL	2	-		
030	RA231-7442-0	BLADE LH	LAME DE GAUCH	PLANIERSCHILD LS	1	-		
040	RA231-7443-0	BLADE RH	LAME DE DROITE	PLANIERSCHILD RS	1	-		
050	01175-61045	BOLT	VIS	BOLZEN	2	-		
060	02118-60100	NUT	ECROU	MUTTER	2	-		
070	RA221-7447-3	PIN	GOUPILLE	STIFT	2	-		
080	RA211-7444-0	PIN	GOUPILLE	STIFT	2	-		
090	RB238-7446-0	PIN	GOUPILLE	STIFT	2	-		
100	69181-6644-0	SPACER	ENTRETOISE	DISTANZSCHEIBE	4	-		
110	53582-5356-0	WASHER,CHAIN SHAFT	RONDELLE	SCHEIBE	4	-		
120	01133-61020	BOLT	VIS	BOLZEN	4	-		

⟷ Interchangeable; ≠ not interchangeable; ⟵ new for old; ⟶ old for new

H000 TRACK FRAME
CADRE DE PISTE
SPURRAHMEN

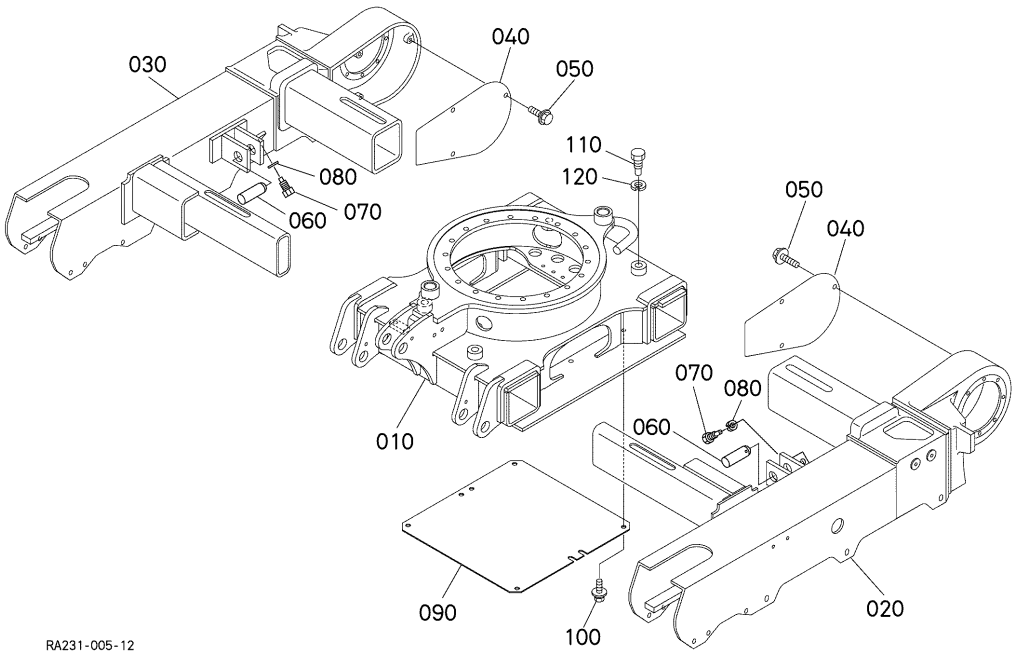



A:U17-3ALPHA

REF.No. POS.No. BILD-Nr.	PART No. REFERENCE BESELL-Nr.	PART NAME	DESIGNATION	BEZEICHNUNG	Q'TY/S.No. Q'TE/No.S. STUECK/S.Nr. A	B	I.C.	REMARKS REMARQUES BEMERKUNGEN
010	RA231-2111-4	FRAME,CENTER	CADRE A CHENILLES	RAHMEN,SPUR	1 <=10362	-		
010	RA231-2111-5	FRAME,CENTER	CADRE A CHENILLES	RAHMEN,SPUR	1 >=10363	-	←	
010	RA231-2111-6	FRAME,CENTER	CADRE A CHENILLES	RAHMEN,SPUR	1 >=10879	-	≠	
020	RA231-2112-3	FRAME,TRACK LH	CADRE A CHENILLES G.	SPURRAHMEN LS	1	-		
030	RA231-2113-3	FRAME,TRACK RH	CADRE A CHENILLES D.	SPURRAHMEN RS	1	-		
040	RA231-2117-0	COVER	COUVERCLE	DECKEL	2	-		
050	RA221-2118-0	BOLT	VIS	BOLZEN	6	-		
060	RA211-2144-0	PIN	GOUPILLE	STIFT	2	-		
070	69191-2129-0	BOLT	VIS	BOLZEN	2	-		
080	04512-60120	WASHER,SPRING	RONDELLE GROWER	FEDERRING	2	-		
090	RA231-2119-0	COVER	COUVERCLE	DECKEL	1 <=10878	-		
090	RA231-2119-2	COVER	COUVERCLE	DECKEL	1 >=10879	-	←	
100	01135-61025	BOLT	VIS	BOLZEN	6 <=10362	-		
100	01135-61020	BOLT	VIS	BOLZEN	4 >=10363	-		
100	01135-61020	BOLT	VIS	BOLZEN	6 >=10879	-		
110	RA231-2129-0	BOLT	VIS	BOLZEN	4 <=10878	-		
110	RA231-2129-2	BOLT	VIS	BOLZEN	4 >=10879	-	←	
120	04512-60200	WASHER,SPRING	RONDELLE GROWER	FEDERRING	4	-		
130	04013-60100	WASHER,PLAIN	RONDELLE FREIN	SCHEIBE	2 >=10363	-		
130	04013-60100	WASHER,PLAIN	RONDELLE FREIN	SCHEIBE	2 <=10878	-		
140	01133-61016	BOLT	VIS	BOLZEN	2 >=10363	-		
140	01133-61016	BOLT	VIS	BOLZEN	2 <=10878	-		

↔ Interchangeable; ≠ not interchangeable; ← new for old; → old for new

H100 IDLER INTERMEDIAIRE SPANNRAD

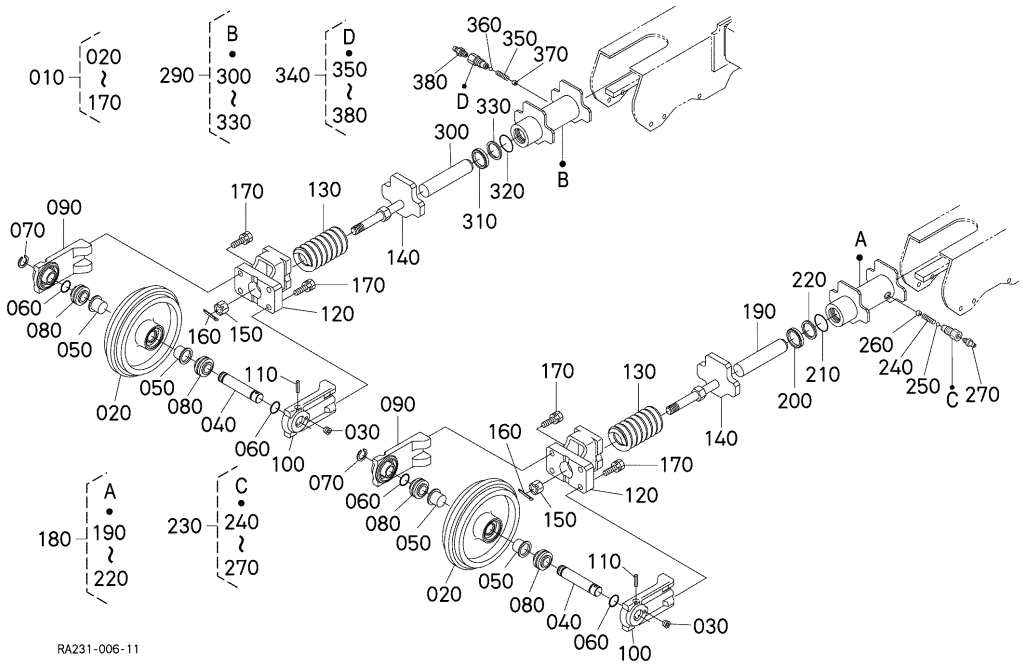

A:U17-3ALPHA

REF.No. POS.No. BILD-Nr.	PART No. REFERENCE BESELL-Nr.	PART NAME	DESIGNATION	BEZEICHNUNG	Q'TY/S.No. Q'TE/No.S. STUECK/S.Nr. A	B	I.C.	REMARKS REMARQUES BEMERKUNGEN
010	RA231-2130-0	ASSY WHEEL,IDLER	ENSEMBLE DE LA POULI	GRP.LOSE ROLLE	2	-		RUBBER CRAWLER
010	RA231-2340-0	ASSY WHEEL,IDLER	ENSEMBLE DE LA POULI	GRP.LOSE ROLLE	2	-		IRON CRAWLER
020	RA231-2134-0	WHEEL,IDLER	POULIE-GUIDE	SPANNRAD	2	-		RUBBER CRAWLER
020	RA231-2344-0	WHEEL,IDLER	POULIE-GUIDE	SPANNRAD	2	-		IRON CRAWLER
030	RA111-6247-0	PLUG	BOUCHON	STOPFEN	2	-		
040	RB237-2133-0	SHAFT,IDLER	ARBRE INTERMEDIAIRE	SPANNRAD-ACHWELLE	2	-		
050	RB237-2135-0	BUSH	BAGUE	BUCHSE	4	-		
060	04817-00210	O RING	JOINT TORIQUE	O RING	4	-		
070	68051-2139-0	WIRE	FIL	EISENDRAHT	2	-		
080	RB411-2173-0	SEAL	JOINT	DICHTUNGEN	4	-		
090	RA231-2131-0	SUPPORT,IDLER	SUPPORT,INTERMEDIAI.	STUTZE,SPANNRAD	2	-		
100	RA231-2132-0	SUPPORT,IDLER	SUPPORT,INTERMEDIAI.	STUTZE,SPANNRAD	2	-		
110	05411-00656	PIN,SPRING	GOUPILLE-RESSORT	STIFT,FRUEHLING	2	-		
120	RA231-2135-0	YOKE	FOURCHE	GABELGELENK	2	-		
130	RB237-2142-0	SPRING	RESSORT	FRUEHLING	2	-		
140	RA231-2143-0	RETAINER,SPRING	ARRETOIR DE RESSORT	HALTBUEGEL,FEDER	2	-		RUBBER CRAWLER
140	RA231-2343-0	RETAINER,SPRING	ARRETOIR DE RESSORT	HALTBUEGEL,FEDER	2	-		IRON CRAWLER
150	68741-2142-0	NUT	ECROU	MUTTER	2	-		
160	05511-50430	PIN,SPLIT	GOUPILLE FENDUE	SPLINTSTIFT	2	-		
170	01133-61245	BOLT	VIS	BOLZEN	8	-		
180	RA231-2150-0	ASSY CYLINDER LH	ENS.CYLINDER GAUCH	MONT.ZYLINDER LS	1	-		
190	RA221-2152-0	ROD	BIELLETTE	STANGEN	1	-		
200	RA211-2155-0	SEAL,DUST	BAGUE JOINT	STAUBDICHTUNG	1	-		
210	04817-00350	O RING	JOINT TORIQUE	O RING	1	-		
220	RA211-2154-0	RING,BACK UP	JOINT TEFLON	STUETZRING	1	-		
230	RC101-2155-2	ASSY NIPPLE	ENS.MANCHON	GRP.HUELSE	1	-		
240	68371-2157-2	SPRING	RESSORT	FRUEHLING	1	-		
250	RC101-2159-0	BALL	BILLE	KUGEL	1	-		
260	68541-2161-0	PLUG	BOUCHON	STOPFEN	1	-		
270	06611-15010	NIPPLE,GREASE	GRAISSEUR	SCHMIERNIPPEL	1	-		

⟷ Interchangeable; ≠ not interchangeable; ⟵ new for old; ⟶ old for new

H100 IDLER INTERMEDIAIRE SPANNRAD

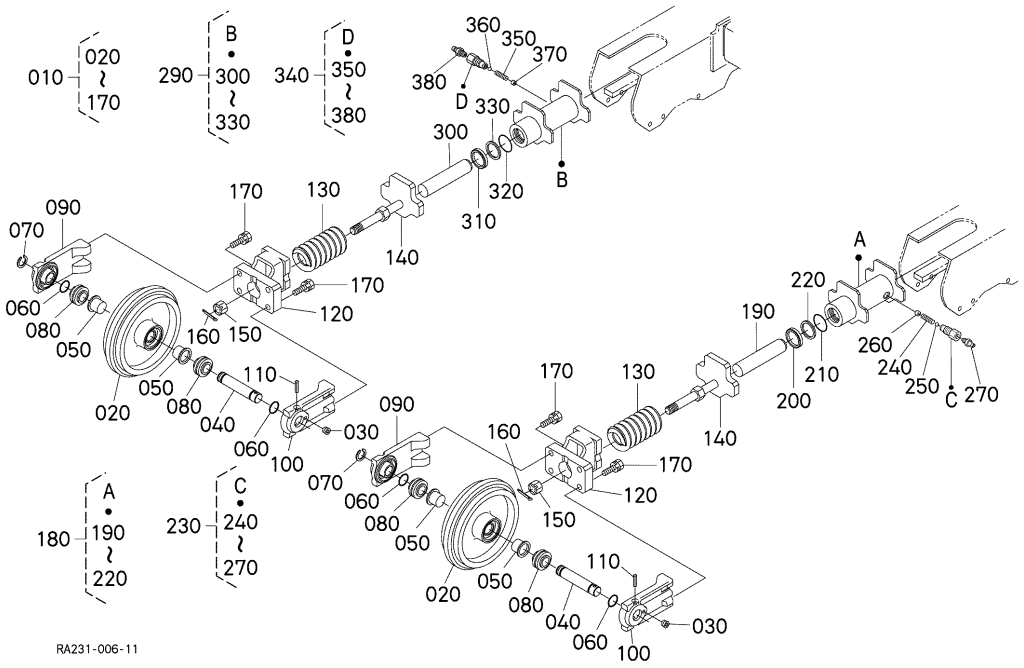

A:U17-3ALPHA

REF.No. POS.No. BILD-Nr.	PART No. REFERENCE BESELL-Nr.	PART NAME	DESIGNATION	BEZEICHNUNG	Q'TY/S.No. Q'TE/No.S. STUECK/S.Nr. A	B	I.C.	REMARKS REMARQUES BEMERKUNGEN
280	----	BLANK	BLANC	LEERE SPALTE	-	-		
290	RA231-2160-0	ASSY CYLINDER RH	ENS.CYLINDER DROIT	MONT.ZYLINDER RS	1	-		
300	RA221-2152-0	ROD	BIELLETTE	STANGEN	1	-		
310	RA211-2155-0	SEAL,DUST	BAGUE JOINT	STAUBDICHTUNG	1	-		
320	04817-00350	O RING	JOINT TORIQUE	O RING	1	-		
330	RA211-2154-0	RING,BACK UP	JOINT TEFLON	STUETZRING	1	-		
340	RC101-2155-2	ASSY NIPPLE	ENS.MANCHON	GRP.HUELSE	1	-		
350	68371-2157-2	SPRING	RESSORT	FRUEHLING	1	-		
360	RC101-2159-0	BALL	BILLE	KUGEL	1	-		
370	68541-2161-0	PLUG	BOUCHON	STOPFEN	1	-		
380	06611-15010	NIPPLE,GREASE	GRAISSEUR	SCHMIERNIPPEL	1	-		

⟷ Interchangeable; ≠ not interchangeable; ⟵ new for old; ⟶ old for new

H200 TRACK ROLLER
GALET DE CHENILLE
LAUFROLLEN

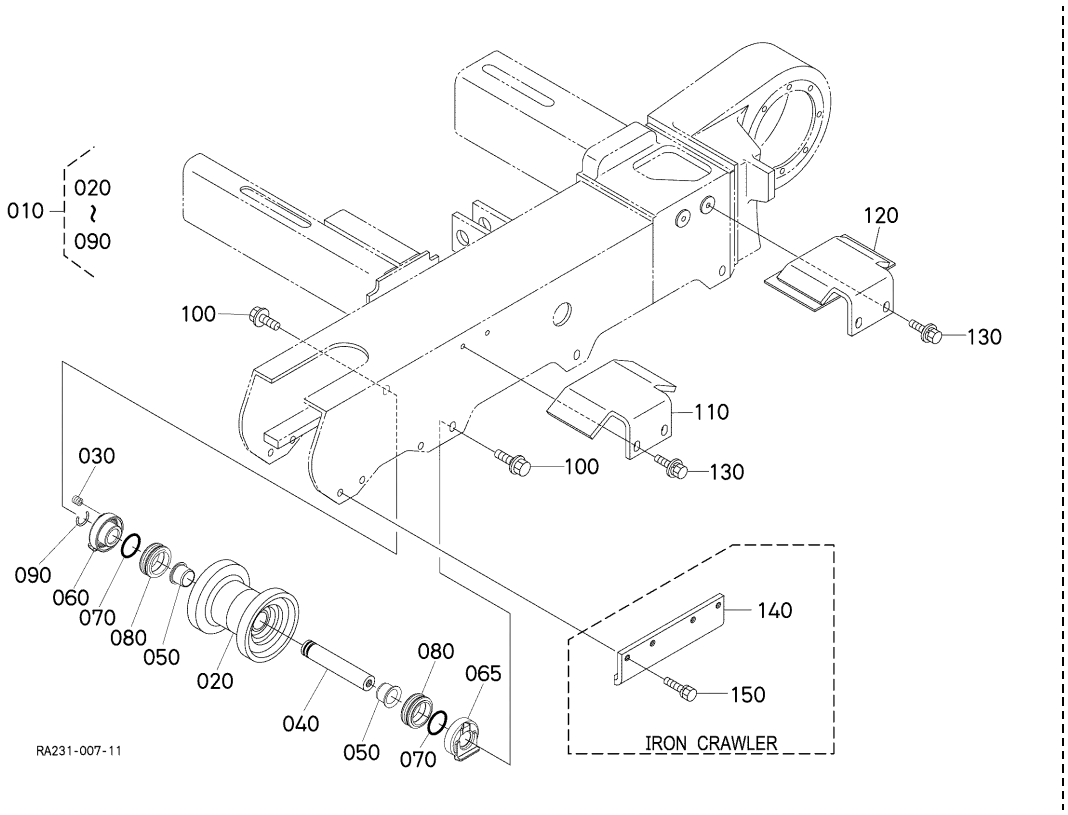

A:U17-3ALPHA

REF.No. POS.No. BILD-Nr.	PART No. REFERENCE BESELL-Nr.	PART NAME	DESIGNATION	BEZEICHNUNG	Q'TY/S.No. Q'TE/No.S. STUECK/S.Nr. A	B	I.C.	REMARKS REMARQUES BEMERKUNGEN
010	RA231-2170-0	ASSY ROLLER,TRACK	ENS.GALET CHENILLE	GRP.ROLLER,EINZE	6	-		
020	RA231-2175-0	ROLLER,TRACK	GALET DE CHENILLE	LAUFROLLEN	6	-		
030	RB411-2174-0	PLUG	BOUCHON	STOPFEN	6	-		
040	RA231-2172-0	SHAFT,TRACK ROLLER	ARBRE DE GALET D'ASS	WELLELAUFROLLEN	6	-		
050	RB411-2176-0	BUSH	BAGUE	BUCHSE	12	-		
060	RB411-2171-0	BRACKET	PALIER	HALTER	6	-		
065	RB411-2178-0	BRACKET	PALIER	HALTER	6	-		
070	04816-00210	O RING	JOINT TORIQUE	O RING	12	-		
080	RB411-2173-0	SEAL	JOINT	DICHTUNGEN	12	-		
090	RA231-2179-0	WIRE	FIL	EISENDRAHT	6	-		
100	RC601-2185-0	BOLT	VIS	BOLZEN	12	-		
110	RA231-2181-0	PLATE,CRAWLER FRONT	PLAQUE CHENILLE AV.	LAUFKETTEPLATTE VOR.	2	-		
120	RA231-2182-0	PLATE,CRAWLER REAR	PLAQUE CHENILLE AR.	LAUFKETTEPLATTE HIN.	2	-		
130	01135-61030	BOLT	VIS	BOLZEN	8	-		
140	RA231-2318-0	GUIDE	GUIDE	FUEHRUNG	4	-		IRON CRAWLER
150	01133-61020	BOLT	VIS	BOLZEN	12	-		IRON CRAWLER

⟷ Interchangeable; ≠ not interchangeable; ⟵ new for old; ⟶ old for new

H300 CRAWLER CHENILLE LAUFKETTEN

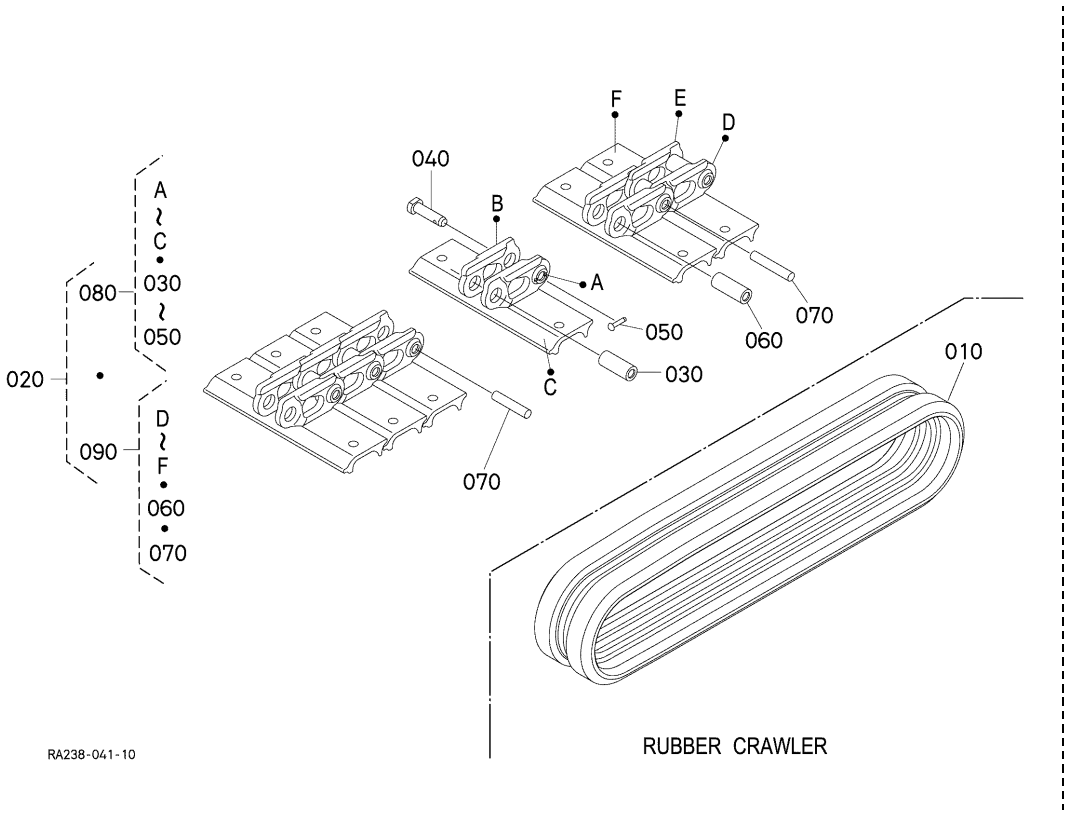

A:U17-3ALPHA

REF.No. POS.No. BILD-Nr.	PART No. REFERENCE BESELL-Nr.	PART NAME	DESIGNATION	BEZEICHNUNG	Q'TY/S.No. Q'TE/No.S. STUECK/S.Nr. A	B	I.C.	REMARKS REMARQUES BEMERKUNGEN
010	RA231-2231-0	CRAWLER,RUBBER	CHENILLE DE CAOUTCH.	LAUFKETTEN	2	-		RUBBER CRAWLER
020	RA231-2250-0	ASSY CRAWLER	ENSEMBLE DE LA CHENI	GRP.LAUFKETTE	2	-		IRON CRAWLER
030	68051-2217-0	BUSH	BAGUE	BUCHSE	2	-		IRON CRAWLER
040	68051-2215-0	PIN,MASTER	BROCHE PRINCIPALE	HAUP BOLZEN	2	-		IRON CRAWLER
050	68001-2222-0	PIN,SET	GOUPILLE DE REGLAGE	HALTESTIFT	2	-		IRON CRAWLER
060	68051-2217-0	BUSH	BAGUE	BUCHSE	72	-		IRON CRAWLER
070	68051-2216-0	PIN,TRACK	CLAVETTE DE CHENILLE	BOLZEN,SPUR	72	-		IRON CRAWLER
080	RA231-2320-0	ASSY LINK,MASTER	COULISSE D'ASS.PRINC	HAUPTKETTENGLIED	2	-		IRON CRAWLER
090	RA231-2310-0	ASSY LINK	ENSEMBLE DE MAILLON	MONTAGE VERBINDUNG	72	-		IRON CRAWLER

⟷ Interchangeable; ≠ not interchangeable; ⟵ new for old; ⟶ old for new

J000 SWIVEL FRAME
CHASSIS PIVOT
RAHMEN VON DREHEN

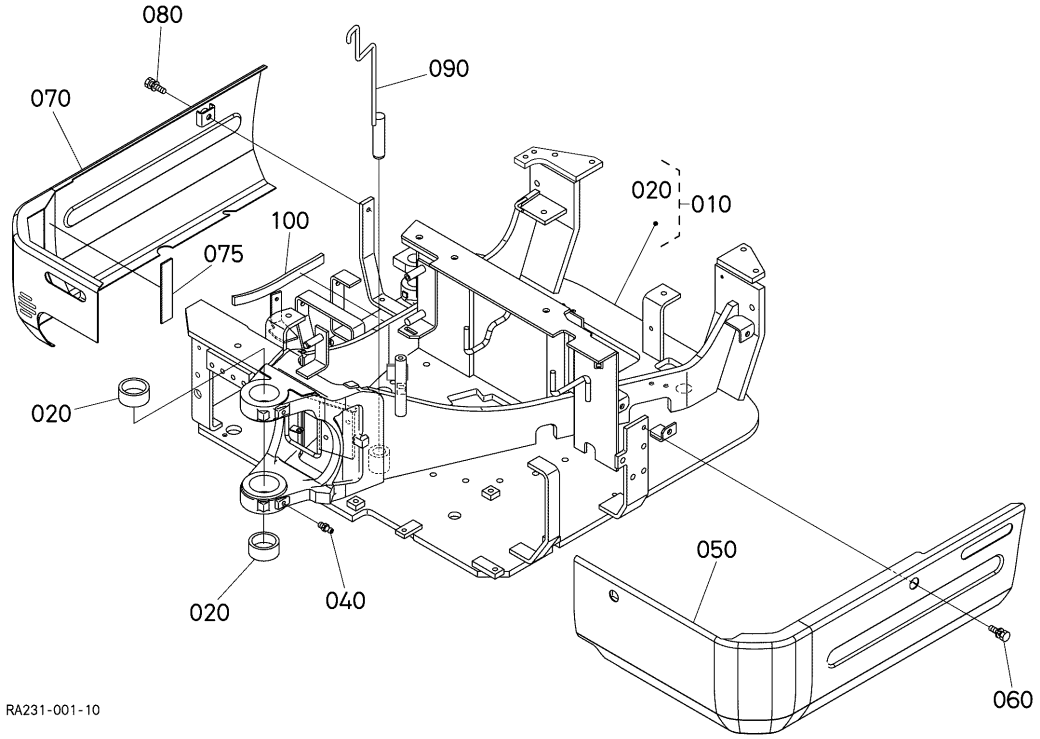

A:U17-3ALPHA

REF.No. POS.No. BILD-Nr.	PART No. REFERENCE BESELL-Nr.	PART NAME	DESIGNATION	BEZEICHNUNG	Q'TY/S.No. Q'TE/No.S. STUECK/S.Nr. A	B	I.C.	REMARKS REMARQUES BEMERKUNGEN
010	RA231-4110-0	ASSY FRAME,SWING	ENS.CHASSIS,OSCILLA.	GRP.RAHMEN,SCHWENK	1	-		
020	RB238-4113-0	BUSH	BAGUE	BUCHSE	2	-		
030	----	BLANK	BLANC	LEERE SPALTE	-	-		
040	06611-15010	NIPPLE,GREASE	GRAISSEUR	SCHMIERNIPPEL	2	-		
050	RA228-4115-0	COVER	COUVERCLE	DECKEL	1	-		
060	01133-61020	BOLT	VIS	BOLZEN	3	-		
070	RA238-4116-0	COVER	COUVERCLE	DECKEL	1	-		
075	69181-5113-2	CUSHION	COUSSIN	KISSEN	1	-		
080	01133-61020	BOLT	VIS	BOLZEN	3	-		
090	RA221-4119-0	PIN,SWING LOCK	GOUPILLE	STIFT,SCHLOB	1	-		
100	RA221-4121-0	SPONGE,SWIVEL FRAME	EPONGE DE CHASSIS	SCHAUMGUMMI	1	-		

⟷ Interchangeable; ≠ not interchangeable; ⟵ new for old; ⟶ old for new

J001 ARCH FRAME
CHASSIS DE CAPOTE
BOGENRAHMEN

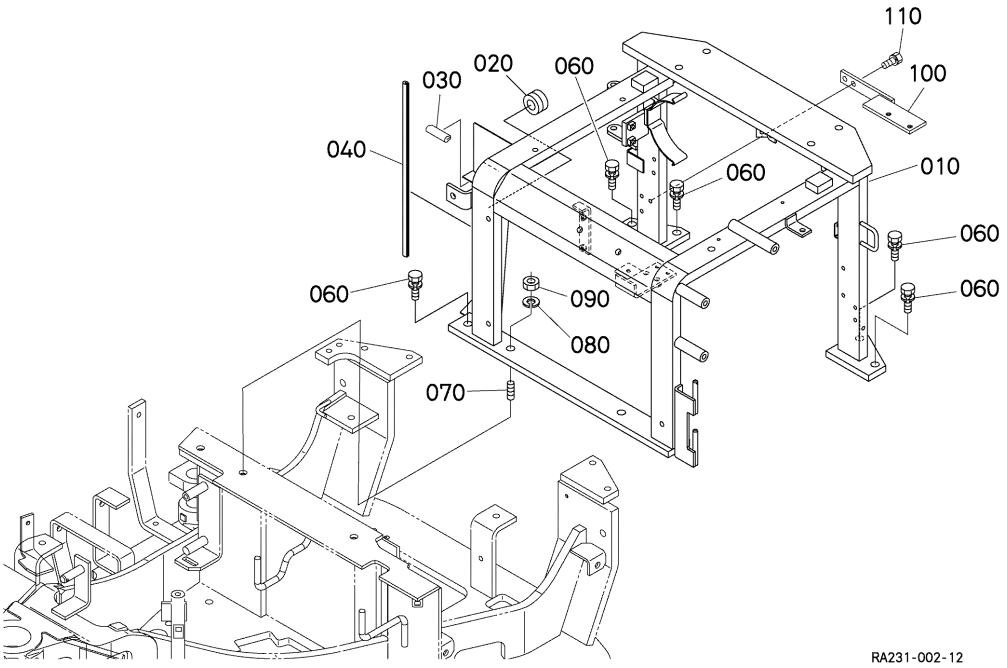

A:U17-3ALPHA

REF.No. POS.No. BILD-Nr.	PART No. REFERENCE BESELL-Nr.	PART NAME	DESIGNATION	BEZEICHNUNG	Q'TY/S.No. Q'TE/No.S. STUECK/S.Nr. A	B	I.C.	REMARKS REMARQUES BEMERKUNGEN
010	RA231-4141-2	FRAME,ARCH	CHASSIS DE CAPOTE	BOGENRAHMEN	1	-		
020	5H050-2512-0	GROMMET	GRUMMET	GUMMITUELLE	1	-		
030	RP301-4234-0	GROMMET	GRUMMET	GUMMITUELLE	1	-		
040	RA221-4143-2	TRIM	EQUILIBRAGE	TRIMM	1	-		
050	----	BLANK	BLANC	LEERE SPALTE	-	-		
060	01133-61235	BOLT	VIS	BOLZEN	6	-		
070	01574-61235	STUD	GOUJON	STEHBOLZEN	1	-		
080	04512-60120	WASHER,SPRING	RONDELLE GROWER	FEDERRING	1	-		
090	02176-50120	NUT	ECROU	MUTTER	1	-		
100	RA231-5128-0	BRACKET,FUEL FILTER	SUPPORT DE FILTRE	HALTER	1	-		
110	01123-60816	BOLT	VIS	BOLZEN	2	-		

⟷ Interchangeable; ≠ not interchangeable; ⟵ new for old; ⟶ old for new

J100 SWIVEL BEARING
ROULEMENT DE BASCULE
LAGER, DREHEN

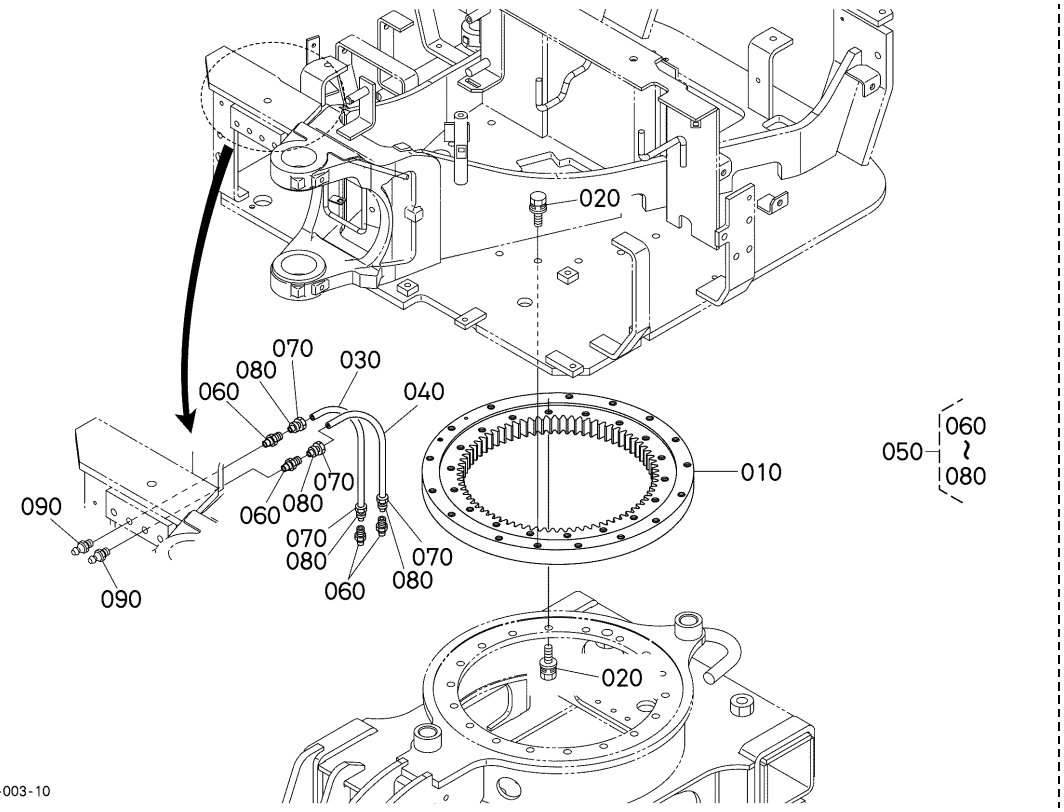

A:U17-3ALPHA

REF.No. POS.No. BILD-Nr.	PART No. REFERENCE BESELL-Nr.	PART NAME	DESIGNATION	BEZEICHNUNG	Q'TY/S.No. Q'TE/No.S. STUECK/S.Nr. A	B	I.C.	REMARKS REMARQUES BEMERKUNGEN
010	RA231-1911-0	BEARING, SWIVEL	ROULEMENT DE PIVOT	LAGERPANDEL	1	-		
020	01138-51235	BOLT	VIS	BOLZEN	34	-		
030	RA221-1921-0	TUBE	TUYAU	SCHLAUCH	1	-		
040	RA221-1922-0	TUBE	TUYAU	SCHLAUCH	1	-		
050	68241-6747-0	CONNECTOR	CONNECTEUR	ANSCHLUBE	4	-		
060	68241-6748-0	BODY, CONNECTOR	CONNECTEUR DE CORPS	KOERPER, ANSCHLUB	4	-		
070	68331-4135-0	NUT	ECROU	MUTTER	4	-		
080	68331-4134-0	SLEEVE	MANCHON	MUFFE	4	-		
090	06611-15010	NIPPLE, GREASE	GRAISSEUR	SCHMIERNIPPEL	2	-		

⟷ Interchangeable; ≠ not interchangeable; ⟵ new for old; ⟶ old for new

J300 STEP MARCHE TRITT

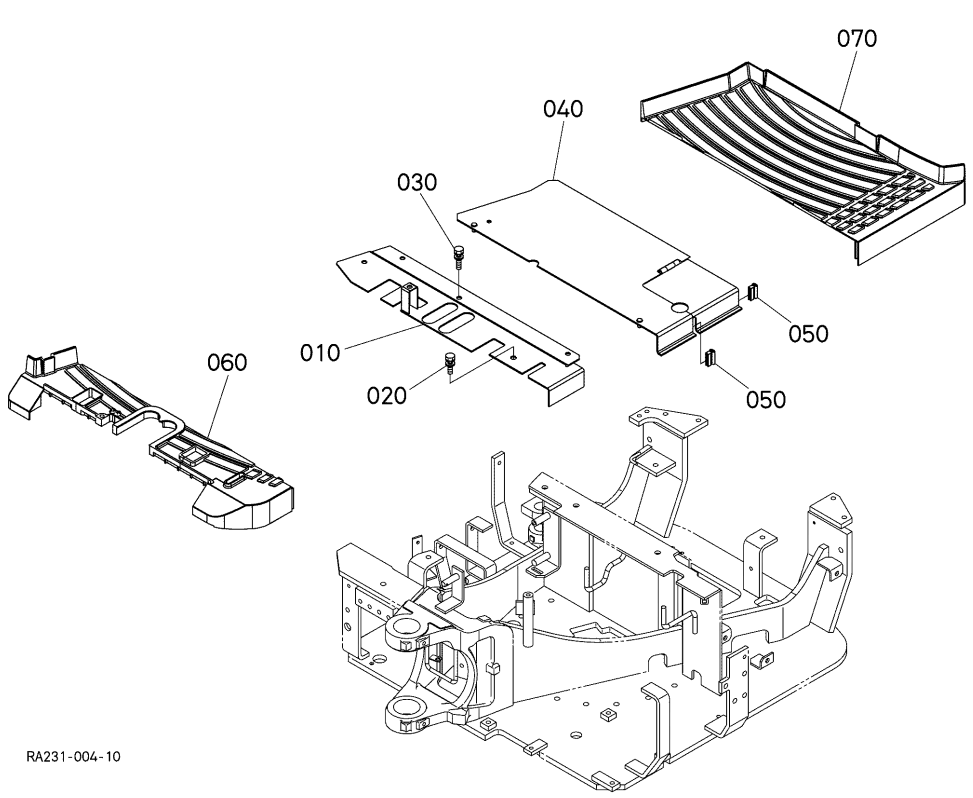

A:U17-3ALPHA

REF.No. POS.No. BILD-Nr.	PART No. REFERENCE BESELL-Nr.	PART NAME	DESIGNATION	BEZEICHNUNG	Q'TY/S.No. Q'TE/No.S. STUECK/S.Nr. A	B	I.C.	REMARKS REMARQUES BEMERKUNGEN
010	RA221-4411-5	STEP,FRONT	MARCHE AVANT	VORDER TRITT	1	-		
020	01135-61020	BOLT	VIS	BOLZEN	2	-		
030	01135-61035	BOLT	VIS	BOLZEN	1	-		
040	RA221-4412-5	STEP,REAR	MARCHE ARRIERE	TRITT HINTER	1	-		
050	66101-5323-0	COVER	COUVERCLE	DECKEL	2	-		
060	RA228-9251-0	MAT,FRONT	TAPIS AVANT	VORDER MAT	1	-		
070	RA221-4442-4	MAT,REAR	TAPIS ARRIERE	HINTER MAT	1	-		

⟷ Interchangeable; ≠ not interchangeable; ⟵ new for old; ⟶ old for new

K000 COVER (LH) COUVERCLE (GAUCHE) DECKEL (LS)

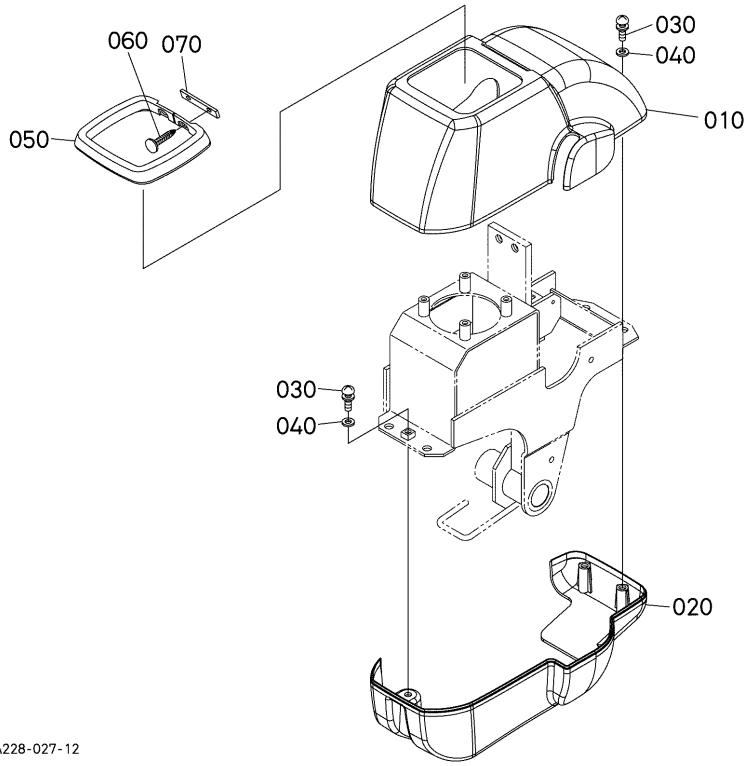

A:U17-3ALPHA

REF.No. POS.No. BILD-Nr.	PART No. REFERENCE BESELL-Nr.	PART NAME	DESIGNATION	BEZEICHNUNG	Q'TY/S.No. Q'TE/No.S. STUECK/S.Nr. A	B	I.C.	REMARKS REMARQUES BEMERKUNGEN
010	RA228-4471-0	COVER,LH UPPER	COUVERCLE	DECKEL	1	-		
020	RA221-4472-0	COVER,LH LOWER	COUVERCLE G.	DECKEL LS	1	-		
030	03004-60616	SCREW,WITH WASHER	VIS	SCHRAUBE	3	-		
040	04013-60060	WASHER,PLAIN	RONDELLE FREIN	SCHEIBE	3	-		
050	RA228-4478-4	COVER	COUVERCLE	DECKEL	1	-		
060	RA228-4477-0	PLUG	BOUCHON	STOPFEN	2	-		
070	RA228-4479-0	PLATE	PLAQUE	PLATTE	1	-		

⟷ Interchangeable; ≠ not interchangeable; ⟵ new for old; ⟶ old for new

K001 COVER (RH)
COUVERCLE (DROITE)
DECKEL (RS)

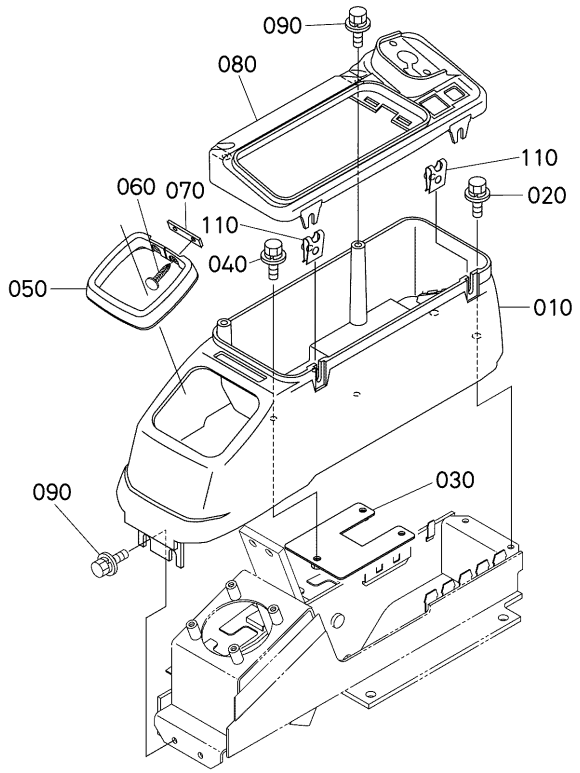

A:U17-3ALPHA

REF.No. POS.No. BILD-Nr.	PART No. REFERENCE BESELL-Nr.	PART NAME	DESIGNATION	BEZEICHNUNG	Q'TY/S.No. Q'TE/No.S. STUECK/S.Nr. A	B	I.C.	REMARKS REMARQUES BEMERKUNGEN
010	RA231-4476-2	COVER,RH LOWER	COUVERCLE	DECKEL	1	-		
020	01205-60620	BOLT	VIS	BOLZEN	4	-		
030	RA231-4487-0	PLATE,GROMMET	PLAQUE	PLATTE	1	-		
040	01205-60620	BOLT	VIS	BOLZEN	3	-		
050	RA228-4478-4	COVER	COUVERCLE	DECKEL	1	-		
060	RA228-4477-0	PLUG	BOUCHON	STOPFEN	2	-		
070	RA228-4479-0	PLATE	PLAQUE	PLATTE	1	-		
080	RA231-4475-0	COVER,UPPER RH	COUVERCLE SUPERIEUR	DECKEL RS	1	-		
090	01205-60616	BOLT	VIS	BOLZEN	4	-		
100	----	BLANK	BLANC	LEERE SPALTE	-	-		
110	T0270-9916-0	NUT,SPRING	ECROU PRISONNIER	MUTTER	2	-		

⟷ Interchangeable; ≠ not interchangeable; ⟵ new for old; ⟶ old for new

K101 BONNET (LH)
CAPOT (GAUCHE)
MOTORHAUBE (LS)

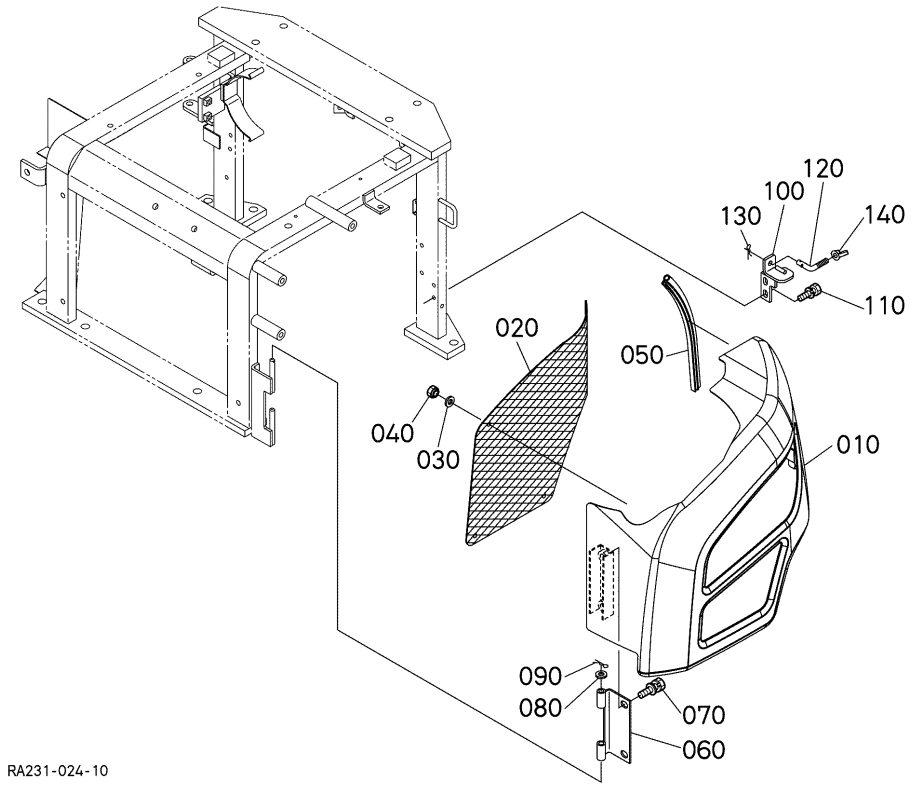

A:U17-3ALPHA

REF.No. POS.No. BILD-Nr.	PART No. REFERENCE BESELL-Nr.	PART NAME	DESIGNATION	BEZEICHNUNG	Q'TY/S.No. Q'TE/No.S. STUECK/S.Nr. A	B	I.C.	REMARKS REMARQUES BEMERKUNGEN
010	RA228-4332-0	BONNET LH	CAPOT	MOTORHAUBE	1	-		
020	RA221-4335-0	COVER	COUVERCLE	DECKEL	1	-		
030	04015-60060	WASHER,PLAIN	RONDELLE FREIN	SCHEIBE	6	-		
040	02552-50060	NUT,LOCK	CONTRE-ECROU	MUTTER	6	-		
050	RA221-4376-0	TRIM	EQUILIBRAGE	TRIMM	1	-		
060	RA221-4348-0	STAY,BONNET LH	SUPPORT DE CAPOT G.	STREBE LS	1	-		
070	01135-61020	BOLT	VIS	BOLZEN	2	-		
080	04013-60080	WASHER,PLAIN	RONDELLE FREIN	SCHEIBE	1	-		
090	05525-50800	PIN,SNAP	GOUPILLE BETA	SICHERUNGSSTIFT	1	-		
100	RA231-4346-0	STAY,BONNET LOCK LH	SUPPORT DE CAPOT G.	MOTORHAUBESTREBE LS	1	-		
110	01123-60818	BOLT	VIS	BOLZEN	2	-		
120	RA221-4349-2	LOCK,BONNET LH	VERROU.DE CAPOT G.	MOTORHAUBESCHLOSS LS	1	-		
130	05525-50800	PIN,SNAP	GOUPILLE BETA	SICHERUNGSSTIFT	1	-		
140	02810-50080	NUT,WING	ECROU A AILETTES	MUTTER	1	-		

⟷ Interchangeable; ≠ not interchangeable; ⟵ new for old; ⟶ old for new

K102 BONNET (RH) CAPOT (DROITE) MOTORHAUBE (RS)

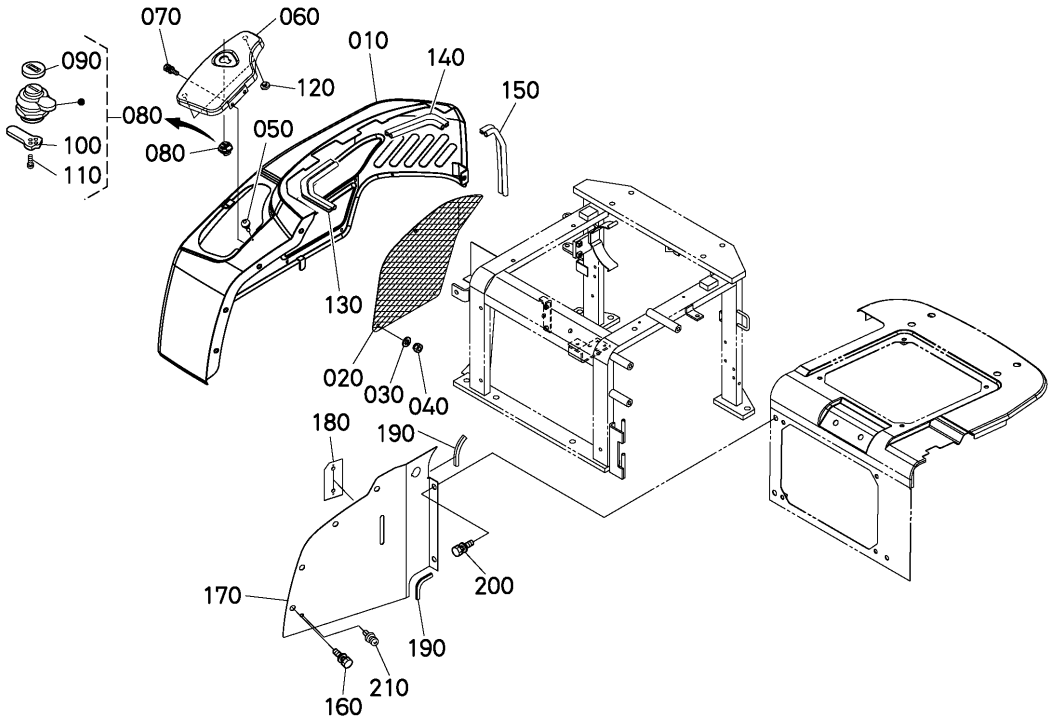

A:U17-3ALPHA

REF.No. POS.No. BILD-Nr.	PART No. REFERENCE BESELL-Nr.	PART NAME	DESIGNATION	BEZEICHNUNG	Q'TY/S.No. Q'TE/No.S. STUECK/S.Nr. A	B	I.C.	REMARKS REMARQUES BEMERKUNGEN
010	RA238-4333-0	BONNET RH	CAPOT	MOTORHAUBE	1	-		
020	RA221-4336-2	COVER	COUVERCLE	DECKEL	1	-		
030	04015-60060	WASHER,PLAIN	RONDELLE FREIN	SCHEIBE	6	-		
040	02552-50060	NUT,LOCK	CONTRE-ECROU	MUTTER	6	-		
050	36330-8312-0	CUSHION	COUSSIN	KISSEN	1	-		
060	RA228-4334-0	COVER,FUEL	COUVERCLE CARBURANT	KRAFTSTOFF-DECKEL	1	-		
070	01025-60614	BOLT	VIS	BOLZEN	2	-		
080	RC411-4354-4	ASSY LOCK,CYLINDER	ENS.VERROU DE CYLIN.	GRP.RIEGELZYLINDER	1	-		
090	RC411-4355-0	COVER,LOCK	COUVERCLE	DECKEL	1	-		
100	RC411-4358-0	PLATE,LOCK	PLAQUE	PLATTE	1	-		
110	RC411-4360-0	SCREW,TAPPING	VIS	SCHRAUBE	2	-		
120	38240-2987-0	CUSHION	COUSSIN	KISSEN	2	-		
130	RA221-4385-2	TRIM,BONNET RH	EQUILIBRAGE D.	TRIMM RS	1	-		
140	RB238-4393-0	TRIM	EQUILIBRAGE	TRIMM	1	-		
150	RA221-4376-0	TRIM	EQUILIBRAGE	TRIMM	1	-		
160	01135-61020	BOLT	VIS	BOLZEN	4	-		
170	RA238-4342-2	COVER,RH	COUVERCLE DORITE	DECKEL RS	1	-		
180	RA221-4396-2	SEAL,COVER	JOINT COUVERCLE	DICHTUNGEN	1	-		
190	RA221-4253-0	TRIM	EQUILIBRAGE	TRIMM	2	-		
200	01135-61020	BOLT	VIS	BOLZEN	2	-		
210	3G710-7423-0	RIVET	RIVET	NIET	1	-		

⟷ Interchangeable; ≠ not interchangeable; ⟵ new for old; ⟶ old for new

K103 BONNET (REAR) CAPOT (ARRIERE) MOTORHAUBE (HINTER)

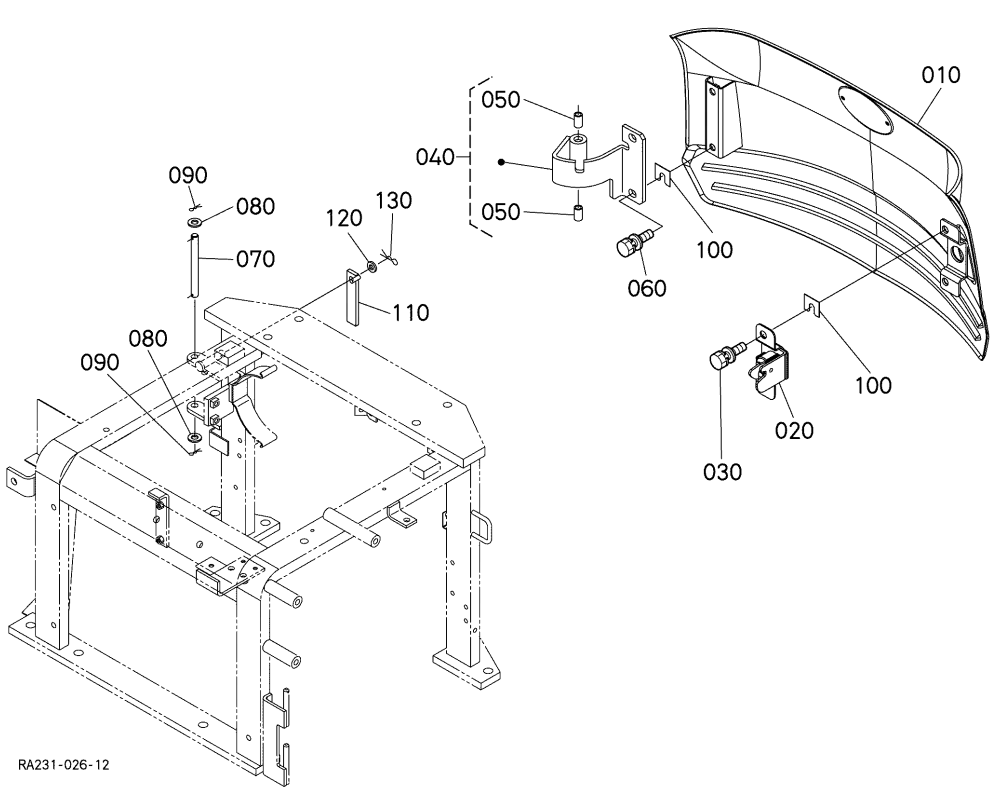

A:U17-3ALPHA

REF.No. POS.No. BILD-Nr.	PART No. REFERENCE BESELL-Nr.	PART NAME	DESIGNATION	BEZEICHNUNG	Q'TY/S.No. Q'TE/No.S. STUECK/S.Nr. A	B	I.C.	REMARKS REMARQUES BEMERKUNGEN
010	RA228-4331-0	BONNET,REAR	CAPOT ARRIERE	KUEHLERHAUBE	1	-		
020	RD411-4354-2	ASSY LOCK,BONNET	ENS.VERROU DE CAPOT	GRP.RIEGEL	1	-		
030	01135-61020	BOLT	VIS	BOLZEN	2	-		
040	RA231-4306-0	ASSY STAY,BONNET R.	ENS.SUPPORT DE CAPOT	GRP.MOTORHAUBESTREBE	1	-		
050	08511-01020	BUSH	BAGUE	BUCHSE	2	-		
060	01135-61020	BOLT	VIS	BOLZEN	2	-		
070	RA221-4338-0	PIN,BONNET REAR	GOUPILLE DE CAPOT AR	MOTORHAUBESTIFT HIN.	1	-		
080	04013-60100	WASHER,PLAIN	RONDELLE FREIN	SCHEIBE	2	-		
090	05525-61000	PIN,SNAP	GOUPILLE BETA	SICHERUNGSSTIFT	2	-		
100	68351-6217-2	SHIM	CALE	BEILAGE	4	-		
110	RA231-4371-0	LOCK,BONNET REAR	VERROU. DE CAPOT	MOTORHAUBESCHLOSS	1	-		
120	04013-60080	WASHER,PLAIN	RONDELLE FREIN	SCHEIBE	1	-		
130	05525-50800	PIN,SNAP	GOUPILLE BETA	SICHERUNGSSTIFT	1	-		

⟷ Interchangeable; ≠ not interchangeable; ⟵ new for old; ⟶ old for new

K104 BONNET (CENTER)
CAPOT (CENTRE)
MOTORHAUBE (ZENTRUM)

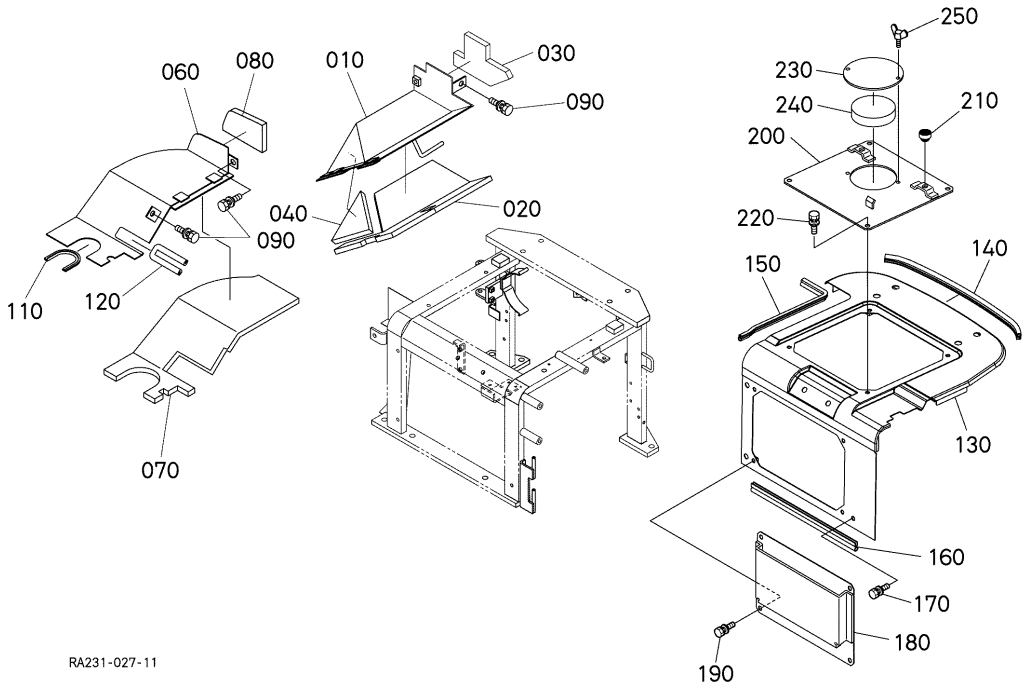

A:U17-3ALPHA

REF.No. POS.No. BILD-Nr.	PART No. REFERENCE BESELL-Nr.	PART NAME	DESIGNATION	BEZEICHNUNG	Q'TY/S.No. Q'TE/No.S. STUECK/S.Nr. A	B	I.C.	REMARKS REMARQUES BEMERKUNGEN
010	RA231-4251-0	PLATE,PARTITION	SABLIERE DE CLOISON	VERTEILUNGSPLATTE	1	-		
020	RA231-4281-0	INSULATION,HEAT	ISOLATION THERMIQUE	HITZE-ISOLATION	1	-		
030	RA231-4282-0	SPONGE,PARTITION	EPONGE	SCHAUMGUMMI	1	-		
040	RA231-4283-0	SPONGE,PARTITION	EPONGE	SCHAUMGUMMI	1	-		
050	----	BLANK	BLANC	LEERE SPALTE	-	-		
060	RA221-4252-0	PLATE,PARTITION	SABLIERE DE CLOISON	VERTEILUNGSPLATTE	1	-		
070	RA231-4284-3	SPONGE,PARTITION	EPONGE	SCHAUMGUMMI	1	-		
080	RA231-4285-0	SPONGE,PARTITION	EPONGE	SCHAUMGUMMI	1	-		
090	01125-60816	BOLT	VIS	BOLZEN	3	-		
100	----	BLANK	BLANC	LEERE SPALTE	-	-		
110	RA221-4257-0	TRIM	EQUILIBRAGE	TRIMM	1	-		
120	RB238-4393-0	TRIM	EQUILIBRAGE	TRIMM	1	-		
130	RA228-4341-4	BONNET,CENTER	CAPOT CENTRE	MOTORHAUBE ZENTRUM	1	-		
140	RA221-4386-0	TRIM	EQUILIBRAGE	TRIMM	1	-		
150	6C230-7422-0	TRIM,COVER WIPER	EQUILIBRAGE	TRIMM	1	-		
160	RB238-3822-2	TRIM	EQUILIBRAGE	TRIMM	1	-		
170	01135-61020	BOLT	VIS	BOLZEN	2	-		
180	RA228-4343-0	COVER,BONNET	COUVERCLE	ABDECKUNG,HAUBE	1	-		
190	01135-61020	BOLT	VIS	BOLZEN	4	-		
200	RA228-4344-2	COVER,BONNET	COUVERCLE	ABDECKUNG,HAUBE	1	-		
210	RC411-3818-0	CUSHION	COUSSIN	KISSEN	2	-		
220	01135-61020	BOLT	VIS	BOLZEN	4	-		
230	RA228-4345-0	COVER	COUVERCLE	DECKEL	1	-		
240	RA231-4396-0	SPONGE,OIL FILLER	EPONGE REMPLISSAGE	OELEINFUELLSSCHWAMM	1	-		
250	01811-50615	BOLT,WING	VIS PAPILLON	FLUEGELBOLZEN	2	-		

⟷ Interchangeable; ≠ not interchangeable; ⟵ new for old; ⟶ old for new

K200 SPONGE 1 / EPONGE 1 / SCHAUMGUMMI 1

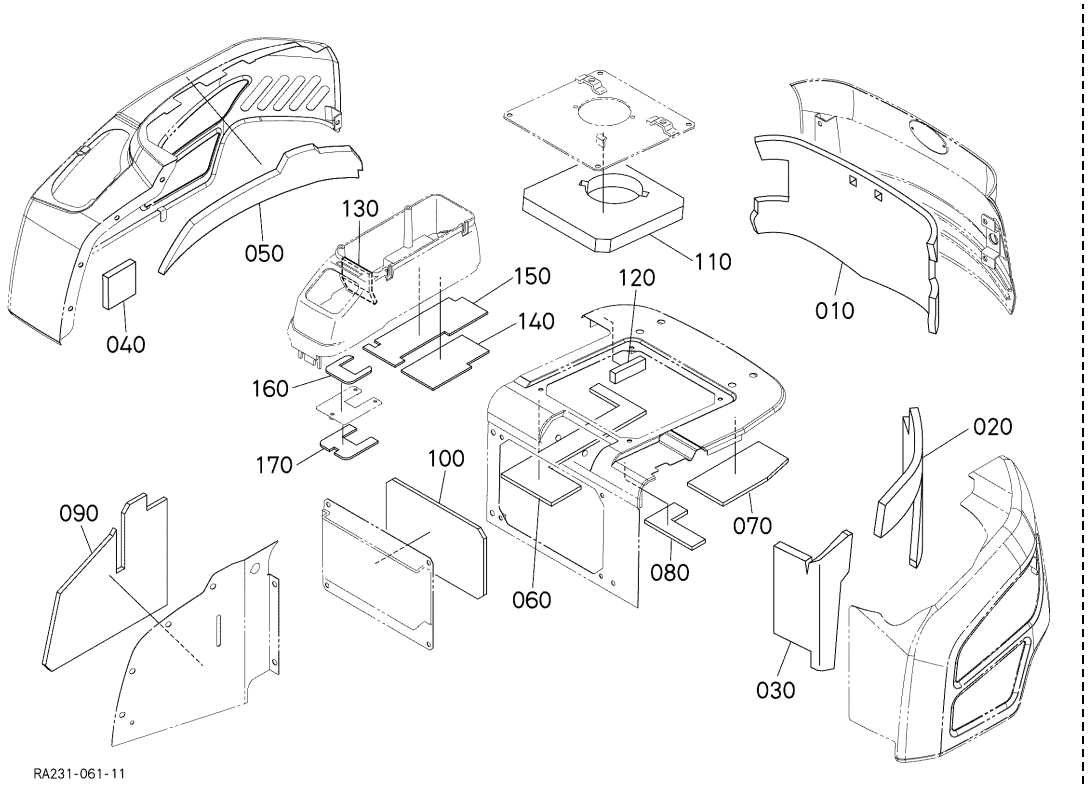

A:U17-3ALPHA

REF.No. POS.No. BILD-Nr.	PART No. REFERENCE BESELL-Nr.	PART NAME	DESIGNATION	BEZEICHNUNG	Q'TY/S.No. Q'TE/No.S. STUECK/S.Nr. A	B	I.C.	REMARKS REMARQUES BEMERKUNGEN
010	RA231-4351-0	SPONGE,BONNET B	EPONGE DE CAPOT B	SCHAUMGUMMI,HAUBE B	1	-		
020	RA231-4356-0	SPONGE,BONNET LH	EPONGE DE CAPOT GAU.	SCHAUMGUMMI,HAUBE LS	1	-		
030	RA231-4357-0	SPONGE,BONNET LH	EPONGE DE CAPOT GAU.	SCHAUMGUMMI,HAUBE LS	1	-		
040	RA231-4358-0	INSULATION,HEAT	ISOLATION THERMIQUE	HITZE-ISOLATION	1	-		
050	RA231-4359-2	SPONGE,BONNET RH	EPONGE DE CAPOT D.	SCHAUMGUMMI	1	-		
060	RA231-4361-0	INSULATION,HEAT	ISOLATION THERMIQUE	HITZE-ISOLATION	1	-		
070	RA231-4362-0	INSULATION,HEAT	ISOLATION THERMIQUE	HITZE-ISOLATION	1	-		
080	RA231-4363-0	INSULATION,HEAT	ISOLATION THERMIQUE	HITZE-ISOLATION	1	-		
090	RA231-4391-0	INSULATION,HEAT	ISOLATION THERMIQUE	HITZE-ISOLATION	1	-		
100	RA231-4392-2	INSULATION,HEAT	ISOLATION THERMIQUE	HITZE-ISOLATION	1	-		
110	RA231-4393-0	SPONGE,BONNET	EPONGE DE CAPOT	SCHAUMGUMMI	1	-		
120	RA221-4359-0	INSULATION,HEAT	ISOLATION THERMIQUE	HITZE-ISOLATION	1	-		
130	RA231-4477-2	INSULATION,HEAT	ISOLATION THERMIQUE	HITZE-ISOLATION	1	-		
140	RA231-4481-0	INSULATION,HEAT	ISOLATION THERMIQUE	HITZE-ISOLATION	1	-		
150	RA231-4482-0	INSULATION,HEAT	ISOLATION THERMIQUE	HITZE-ISOLATION	1	-		
160	RA231-4483-0	INSULATION,HEAT	ISOLATION THERMIQUE	HITZE-ISOLATION	1	-		
170	RA231-4484-0	INSULATION,HEAT	ISOLATION THERMIQUE	HITZE-ISOLATION	1	-		

⟷ Interchangeable; ≠ not interchangeable; ⟵ new for old; ⟶ old for new

K201 SPONGE 2
EPONGE 2
SCHAUMGUMMI 2

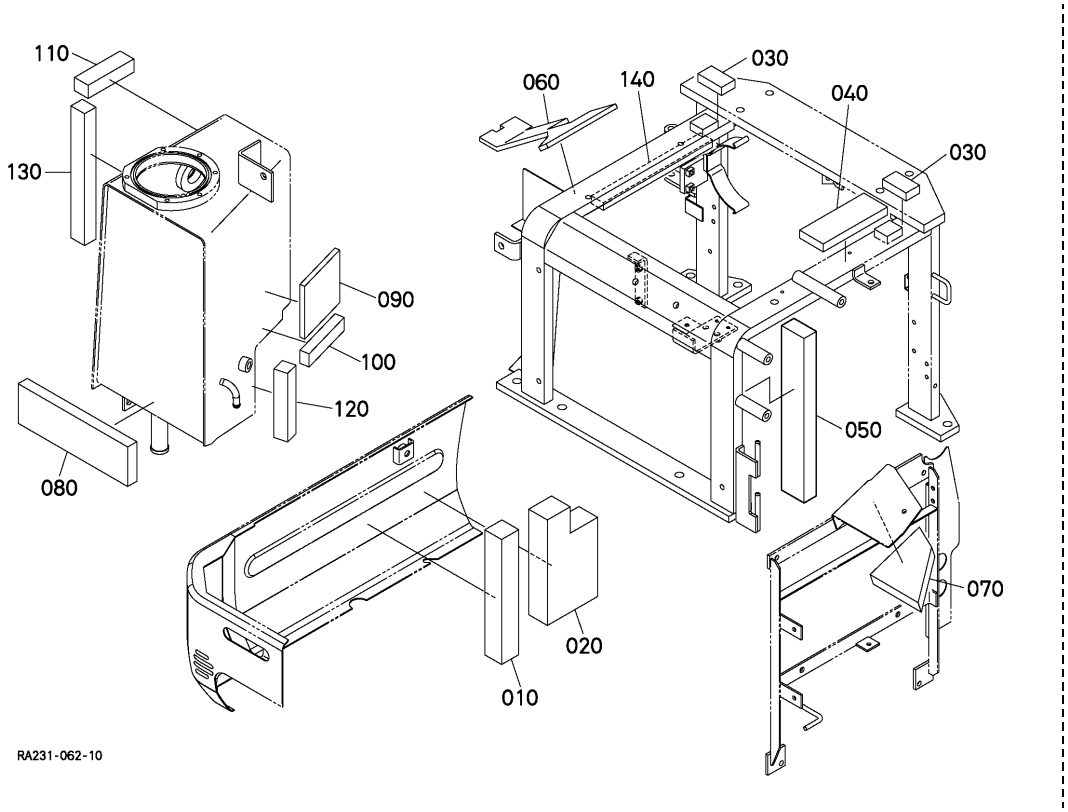

A:U17-3ALPHA

REF.No. POS.No. BILD-Nr.	PART No. REFERENCE BESELL-Nr.	PART NAME	DESIGNATION	BEZEICHNUNG	Q'TY/S.No. Q'TE/No.S. STUECK/S.Nr. A	B	I.C.	REMARKS REMARQUES BEMERKUNGEN
010	RP821-6229-0	SPONGE,OIL TANK	EPONGE	SCHWAMM	1	-		
020	RA231-4154-0	SPONGE,SWIVEL COVER	EPONGE	SCHAUMGUMMI	1	-		
030	RA231-4148-0	SPONGE,ARCH	EPONGE	SCHAUMGUMMI	2	-		
040	RA231-4147-0	SPONGE,ARCH	EPONGE	SCHAUMGUMMI	1	-		
050	RA221-4151-0	SPONGE	EPONGE	SCHAUMGUMMI	1	-		
060	RA231-4152-0	INSULATION,HEAT	ISOLATION THERMIQUE	HITZE-ISOLATION	1	-		
070	RA231-4399-0	SPONGE,OIL COOL.BRKT	EPONGE	SCHAUMGUMMI	1	-		
080	RA221-6221-2	SPONGE,OIL TANK	EPONGE DE RESERVOIR	OELTANK-SCHAUMGUMMI	1	-		
090	RA221-6222-0	SPONGE,OIL TANK	EPONGE DE RESERVOIR	OELTANK-SCHAUMGUMMI	1	-		
100	RA221-6223-0	SPONGE,OIL TANK	EPONGE DE RESERVOIR	OELTANK-SCHAUMGUMMI	1	-		
110	RA221-6224-0	SPONGE,OIL TANK	EPONGE DE RESERVOIR	OELTANK-SCHAUMGUMMI	1	-		
120	RA221-6225-0	SPONGE,OIL TANK	EPONGE DE RESERVOIR	OELTANK-SCHAUMGUMMI	1	-		
130	RA221-6226-0	SPONGE,OIL TANK	EPONGE DE RESERVOIR	OELTANK-SCHAUMGUMMI	1	-		
140	RA231-4287-0	INSULATION,HEAT	ISOLATION THERMIQUE	HITZE-ISOLATION	1	-		

⟷ Interchangeable; ≠ not interchangeable; ⟵ new for old; ⟶ old for new

K300 WEIGHT CONTREPOIDS GEWICHT

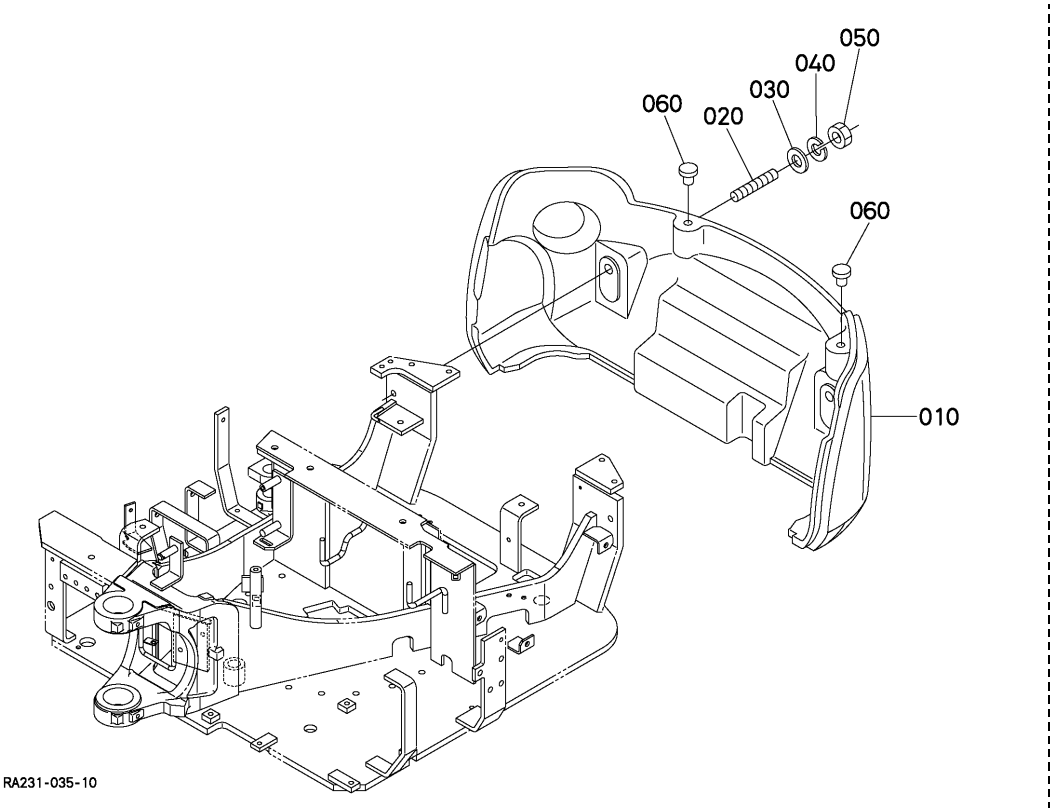

A:U17-3ALPHA

REF.No. POS.No. BILD-Nr.	PART No. REFERENCE BESELL-Nr.	PART NAME	DESIGNATION	BEZEICHNUNG	Q'TY/S.No. Q'TE/No.S. STUECK/S.Nr. A	B	I.C.	REMARKS REMARQUES BEMERKUNGEN
010	RA238-4821-2	WEIGHT	CONTREPOIDS	GEWICHT	1	-		EXCEPT LONG ARM
010	RA238-4831-2	WEIGHT	CONTREPOIDS	GEWICHT	1	-		LONG ARM
020	01517-51460	STUD	GOUJON	STEHBOLZEN	2	-		
030	RC411-4843-0	WASHER,PLAIN	RONDELLE FREIN	SCHEIBE	2 <=10878	-		ORDER BY REF.No.030 NEW PART.
030	RA238-4841-0	WASHER,PLAIN	RONDELLE FREIN	SCHEIBE	2 >=10879	-	←	
040	04512-60140	WASHER,SPRING	RONDELLE GROWER	FEDERRING	2 <=10878	-		
040	04512-50140	WASHER,SPRING	RONDELLE GROWER	FEDERRING	2 >=10879	-	←	
050	02174-60140	NUT	ECROU	MUTTER	2 <=10878	-		
050	02174-50140	NUT	ECROU	MUTTER	2 >=10879	-	←	
060	90585-1199-0	PLUG	BOUCHON	STOPFEN	2	-		

↔ Interchangeable; ≠ not interchangeable; ← new for old; → old for new

K400 SEAT SIEGE SITZ

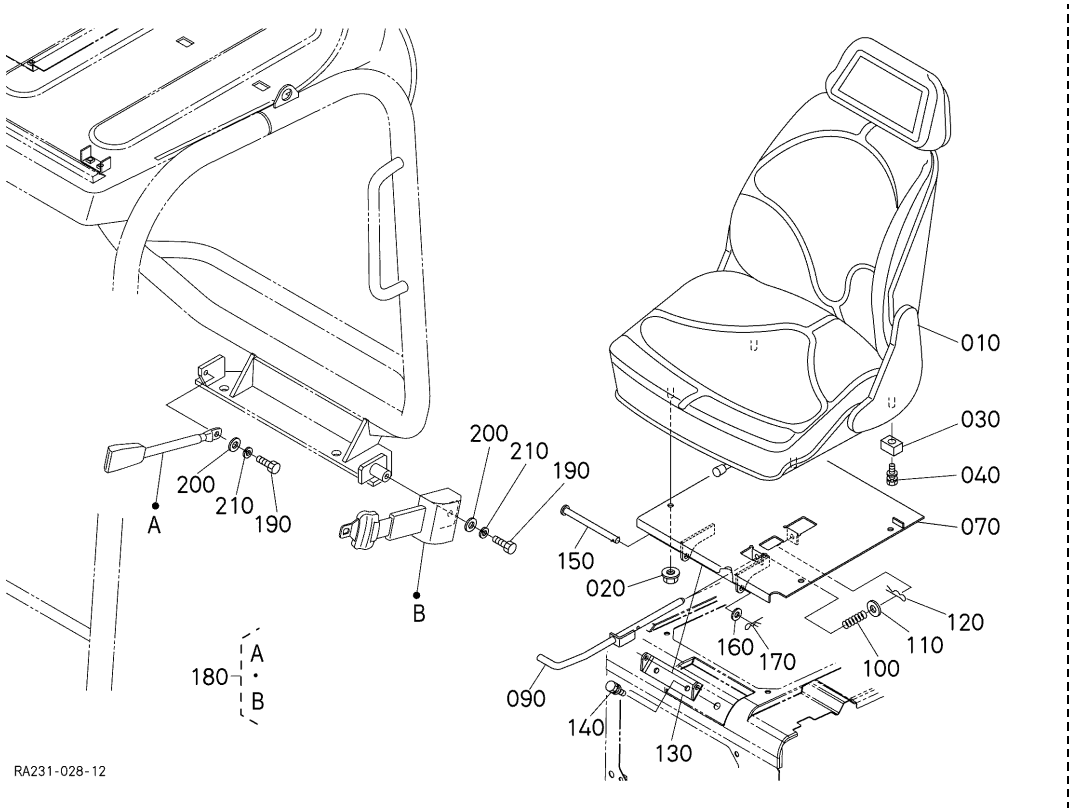

A:U17-3ALPHA

REF.No. POS.No. BILD-Nr.	PART No. REFERENCE BESELL-Nr.	PART NAME	DESIGNATION	BEZEICHNUNG	Q'TY/S.No. Q'TE/No.S. STUECK/S.Nr. A	B	I.C.	REMARKS REMARQUES BEMERKUNGEN
010	RH618-3800-0	ASSY SEAT,CANOPY	ENS.SEIGE DE CABINE	GRP.KABINESITZ	1	-		
020	02751-60080	NUT,FLANGE	ECROU A EMBASE	FLANSCHEN-MUTTER	4	-		
030	RA228-3841-0	STOPPER,SEAT	POINTEAU SIEGE	SITZSTOPFEN	1	-		
040	01125-60816	BOLT	VIS	BOLZEN	1	-		
050	----	BLANK	BLANC	LEERE SPALTE	-	-		
060	----	BLANK	BLANC	LEERE SPALTE	-	-		
070	RA228-3812-3	BRACKET,SEAT	SUPPORT DE SIEGE	SITZTRAGER	1	-		
080	----	BLANK	BLANC	LEERE SPALTE	-	-		
090	RA228-3815-3	PIN	GOUPILLE	STIFT	1	-		
100	59240-5318-0	SPRING,TENSION	RESSORT DE TENSION	FEDER,SPANNZUG	1	-		
110	04011-60100	WASHER,PLAIN	RONDELLE FREIN	SCHEIBE	1	-		
120	05525-50800	PIN,SNAP	GOUPILLE BETA	SICHERUNGSSTIFT	1	-		
130	RA221-3813-0	BRACKET,SEAT	SUPPORT DE SIEGE	SITZTRAGER	1	-		
140	01135-61020	BOLT	VIS	BOLZEN	2	-		
150	TC050-1185-0	PIN	GOUPILLE	STIFT	1	-		
160	04011-50100	WASHER,PLAIN	RONDELLE FREIN	SCHEIBE	1	-		
170	05525-61000	PIN,SNAP	GOUPILLE BETA	SICHERUNGSSTIFT	1	-		
180	K2561-5685-0	ASSY BELT,SEAT	CEINTURE DE MAINTIEN	MONT.SITZGURTIL	1	-		
190	01176-61025	BOLT	VIS	BOLZEN	2	-		
200	04013-60100	WASHER,PLAIN	RONDELLE FREIN	SCHEIBE	2	-		
210	04512-60100	WASHER,SPRING	RONDELLE GROWER	FEDERRING	2	-		

⟷ Interchangeable; ≠ not interchangeable; ⟵ new for old; ⟶ old for new

K401 SEAT (COMPONENT PARTS)
SIEGE (PARTIES COMPOSANTES)
SITZ (EINZEL-TEIL)

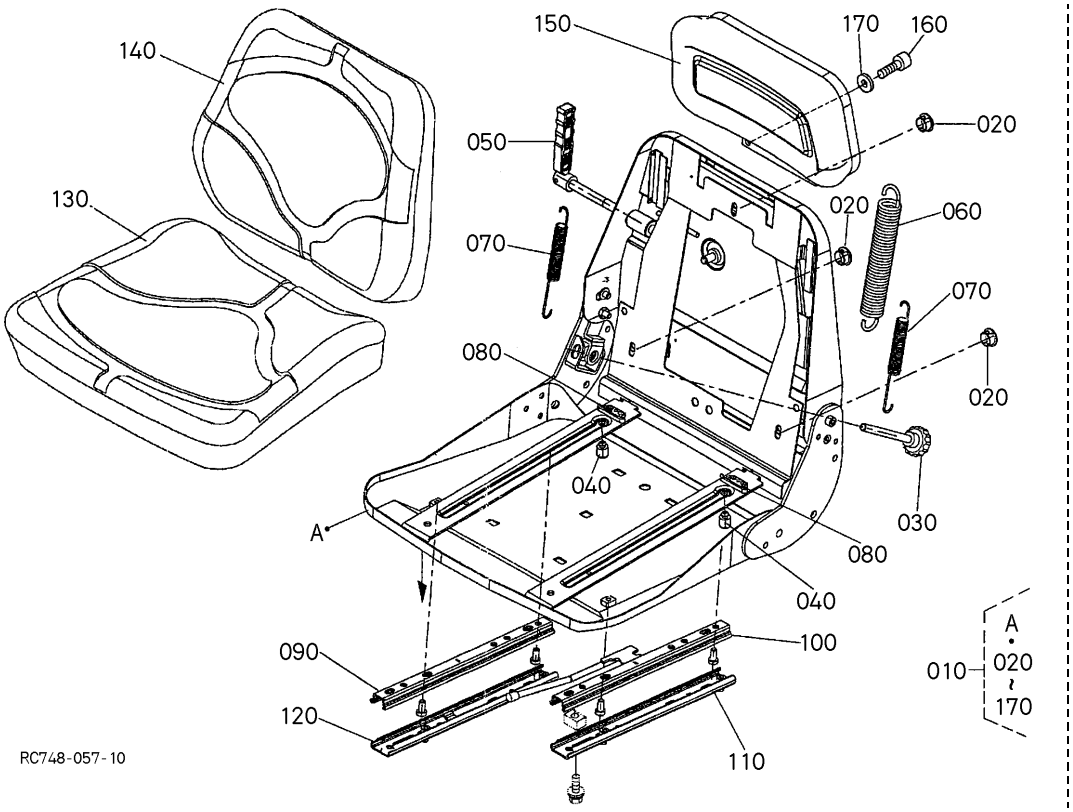

A:U17-3ALPHA

REF.No. POS.No. BILD-Nr.	PART No. REFERENCE BESELL-Nr.	PART NAME	DESIGNATION	BEZEICHNUNG	Q'TY/S.No. Q'TE/No.S. STUECK/S.Nr. A	B	I.C.	REMARKS REMARQUES BEMERKUNGEN
010	RH618-3800-0	ASSY SEAT,CANOPY	ENS.SEIGE DE CABINE	GRP.KABINESITZ	1	-		
020	RH618-3911-0	COVER	COUVERCLE	DECKEL	3	-		
030	RH618-3912-0	GRIP	POIGNEE	GRIFF	1	-		
040	RH618-3913-0	STOPPER	POINTEAU D'ARRET	STOPFEN	2	-		
050	RH618-3914-0	GRIP	POIGNEE	GRIFF	1	-		
060	RH618-3915-0	SPRING	RESSORT	FEDER	1	-		
070	RH618-3916-0	SPRING	RESSORT	FEDER	2	-		
080	RH618-3917-0	STOPPER	POINTEAU D'ARRET	STOPFEN	2	-		
090	RH618-3918-0	GUIDE,UP	RAIL-GUIDE	SCHUTZ	1	-		
100	RH618-3919-0	GUIDE,UP	RAIL-GUIDE	SCHUTZ	1	-		
110	RH618-3921-0	GUIDE,DOWN	RAIL-GUIDE	SCHUTZ	1	-		
120	RH618-3922-0	GUIDE,DOWN	RAIL-GUIDE	SCHUTZ	1	-		
130	RH618-3923-0	COVER,SEAT	HOUSSE DE SIEGE	DECKEL	1	-		
140	RH618-3925-0	COVER,BACK	COUVERCLE DOS	DECKEL	1	-		
150	RH618-3927-0	REST EXTENSION,BACK	APPUIE,TETE	KOPFSTUETZE	1	-		
160	01311-10816	BOLT,HEX-SOC-HD	VIS	BOLZEN	2	-		
170	04012-50080	WASHER,PLAIN	RONDELLE FREIN	SCHEIBE	2	-		

⟷ Interchangeable; ≠ not interchangeable; ⟵ new for old; ⟶ old for new

L000 CANOPY
AUVENT
KABINENHAUBE

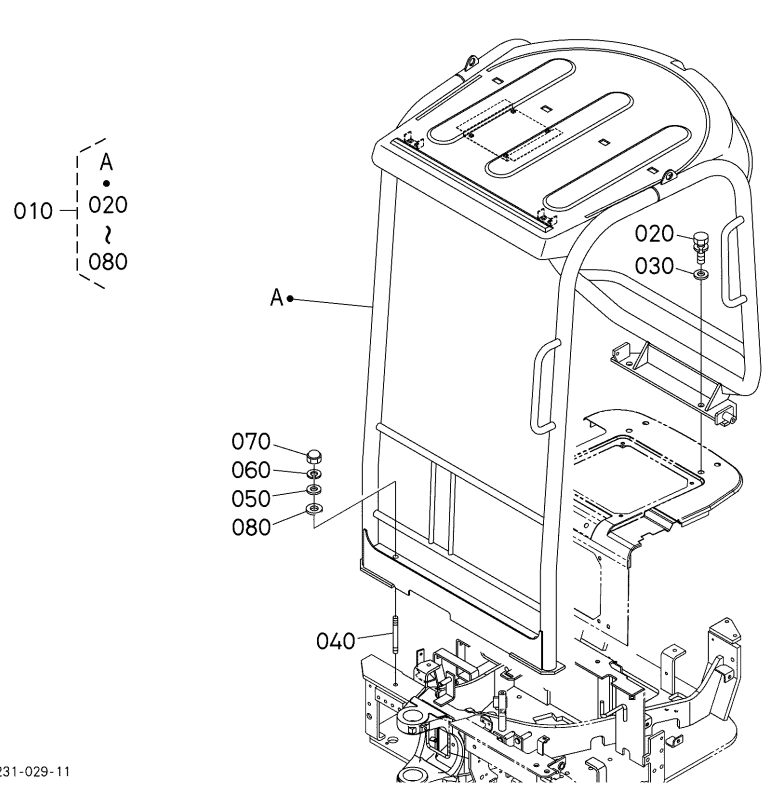

A:U17-3ALPHA

REF.No. POS.No. BILD-Nr.	PART No. REFERENCE BESELL-Nr.	PART NAME	DESIGNATION	BEZEICHNUNG	Q'TY/S.No. Q'TE/No.S. STUECK/S.Nr. A	B	I.C.	REMARKS REMARQUES BEMERKUNGEN
010	RA238-9443-2	CANOPY,ROPS	AUVENT DE ROPS	KABINENHAUBE	1	-		
020	01138-61435	BOLT	VIS	BOLZEN	2	-		
030	04013-60140	WASHER,PLAIN	RONDELLE FREIN	SCHEIBE	2	-		
040	RA228-4535-0	STUD	GOUJON	STEHBOLZEN	2	-		
050	04013-60140	WASHER,PLAIN	RONDELLE FREIN	SCHEIBE	2	-		
060	04512-60140	WASHER,SPRING	RONDELLE GROWER	FEDERRING	2	-		
070	RA221-4536-0	NUT	ECROU	MUTTER	2	-		
080	59700-3727-0	COLLAR	COLLIER	HUELSE	1	-		

⟷ Interchangeable; ≠ not interchangeable; ⟵ new for old; ⟶ old for new

M000 LABEL ETIQUETTE AUFKLEBER

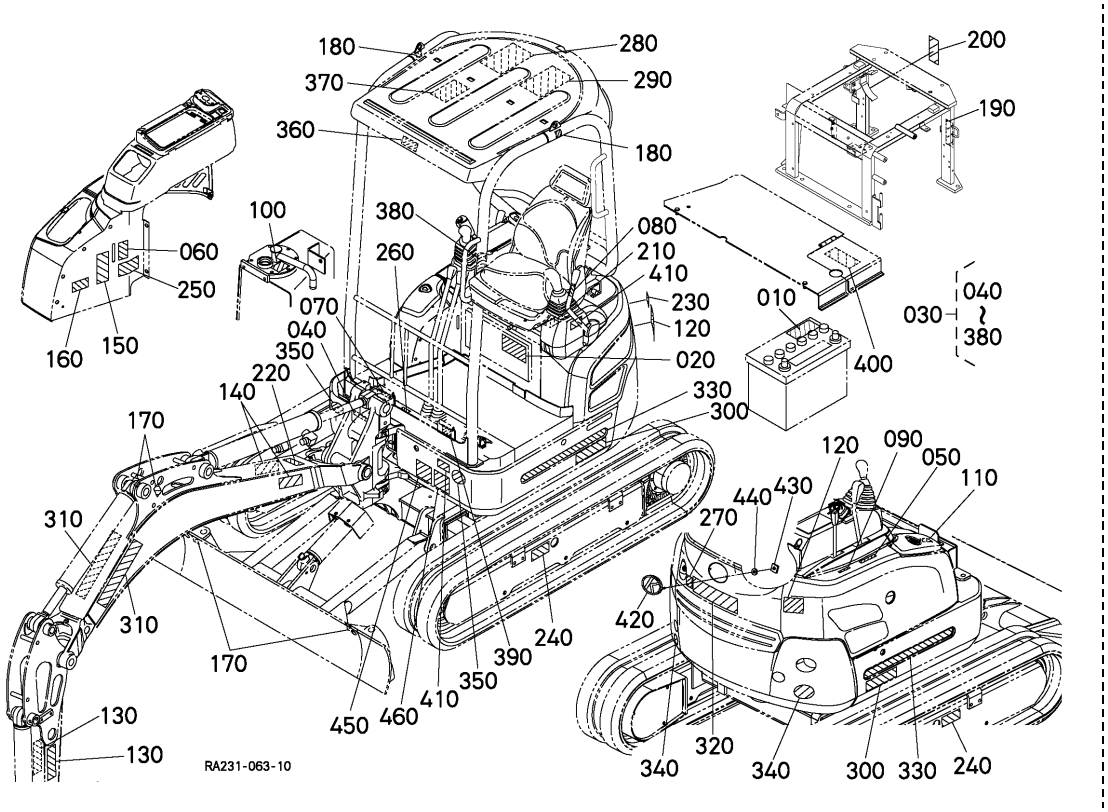

A:U17-3ALPHA

REF.No. POS.No. BILD-Nr.	PART No. REFERENCE BESELL-Nr.	PART NAME	DESIGNATION	BEZEICHNUNG	Q'TY/S.No. Q'TE/No.S. STUECK/S.Nr. A	B	I.C.	REMARKS REMARQUES BEMERKUNGEN
010	6A320-5559-0	LABEL,BATTERY	ETIQUETTE	AUFKLEBER	1	-		
020	RA011-5754-2	LABEL	ETIQUETTE	AUFKLEBER	1	-		
030	RA238-5710-0	KIT LABEL	ENS.ETIQUETTE	GRP.AUFKLEBER	1 <=10878	-		ORDER BY REF.No.030 NEW PART
030	RA238-5710-2	KIT LABEL	ENS.ETIQUETTE	GRP.AUFKLEBER	1 >=10879	-	←	
040	RA028-5745-2	LABEL	ETIQUETTE	AUFKLEBER	1	-		
050	RA221-5743-0	LABEL	ETIQUETTE	AUFKLEBER	1	-		
060	RA221-5771-0	LABEL,CAUTION	ETIQUETTE	AUFKLEBER	1	-		
070	RA228-5757-0	LABEL,SWING	ETIQUETTE	AUFKLEBER	1	-		
080	RC101-5753-0	LABEL,LEVER LOCK	ETIQUETTE	AUFKLEBER	1	-		
090	RA219-5775-0	LABEL,ACCEL	ETIQUETTE	AUFKLEBER	1	-		
100	RC108-5747-0	LABEL	ETIQUETTE	AUFKLEBER	1	-		
110	RB238-5736-0	LABEL	ETIQUETTE	AUFKLEBER	1	-		
120	RA028-5728-0	LABEL,CAUTION	ETIQUETTE	AUFKLEBER	2	-		
130	RD517-5789-0	LABEL	ETIQUETTE	AUFKLEBER	2	-		
140	69198-5722-0	LABEL,CAUTION	ETIQUETTE	AUFKLEBER	2	-		
150	RA118-5776-0	LABEL,CAUTION	ETIQUETTE	AUFKLEBER	1	-		
160	RD517-5783-2	LABEL,LOCK	ETIQUETTE	AUFKLEBER	1	-		
170	RC108-5796-0	LABEL	ETIQUETTE	AUFKLEBER	4	-		
180	RB419-5796-0	LABEL	ETIQUETTE	AUFKLEBER	2	-		
190	RC418-5737-2	LABEL,FAN WARNING	ETIQUETTE	AUFKLEBER	1	-		
200	TC030-4958-0	LABEL,MUFFLER	ETIQUETTE	AUFKLEBER	1	-		
210	RD517-5754-0	LABEL	ETIQUETTE	AUFKLEBER	1	-		
220	RD517-5788-0	LABEL,ELECTRIC SHOCK	ETIQUETTE	AUFKLEBER	1	-		
230	RD517-5786-0	LABEL,ELECTRIC SHOCK	ETIQUETTE	AUFKLEBER	1	-		
240	RD517-5795-0	LABEL,PLUG	ETIQUETTE	AUFKLEBER	2	-		
250	69198-5784-0	LABEL,MANUAL	ETIQUETTE	AUFKLEBER	1	-		
260	RA011-5753-0	LABEL,LOCK	ETIQUETTE	AUFKLEBER	1	-		
270	RA228-5737-0	LABEL,CAUTION	ETIQUETTE	AUFKLEBER	1	-		
280	RA228-5745-3	LABEL,OPERATION	ETIQUETTE	AUFKLEBER	1	-		
290	RA228-5746-3	LABEL,OPERATION	ETIQUETTE	AUFKLEBER	1	-		

↔ Interchangeable; ≠ not interchangeable; ← new for old; → old for new

M000 LABEL ETIQUETTE AUFKLEBER

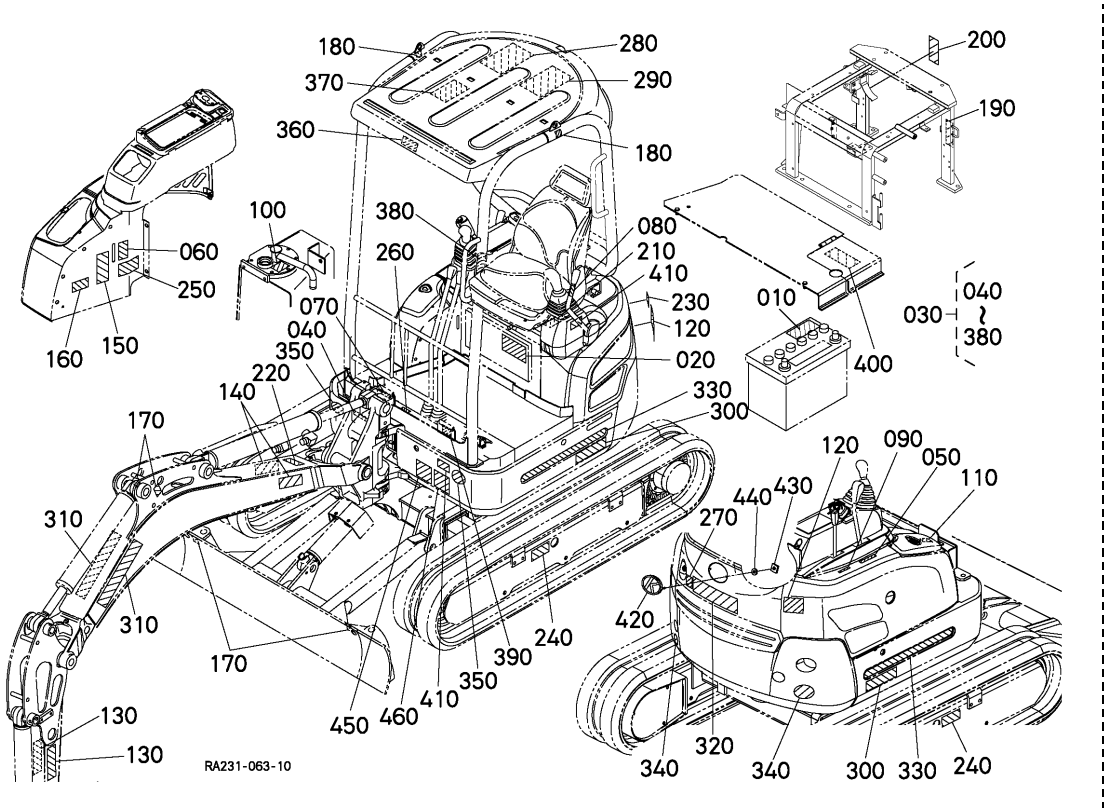

A:U17-3ALPHA

REF.No. POS.No. BILD-Nr.	PART No. REFERENCE BESELL-Nr.	PART NAME	DESIGNATION	BEZEICHNUNG	Q'TY/S.No. Q'TE/No.S. STUECK/S.Nr. A	B	I.C.	REMARKS REMARQUES BEMERKUNGEN
300	RA238-5712-0	MARK	MARQUE	MARKIERUNG	2	-		
310	69191-5725-0	MARK,KUBOTA	MARQUE DE KUBOTA	MARKIERUNG KUBOTA	2	-		
320	68311-5726-0	MARK,KUBOTA	MARQUE DE KUBOTA	MARKIERUNG KUBOTA	1	-		
330	RA228-5715-0	MARK,FRAME	MARQUE DE BATI	MARKRAHMEN	2	-		
340	RB419-5766-0	LABEL	ETIQUETTE	AUFKLEBER	2	-		
350	RB419-5767-0	LABEL	ETIQUETTE	AUFKLEBER	2	-		
360	RD809-5743-0	LABEL,SEAT BELT	ETIQUETTE	AUFKLEBER	1	-		
370	RA228-5744-0	LABEL	ETIQUETTE	AUFKLEBRR	1 <=10878	-		ORDER BY REF.No.370 NEW PART
370	RA238-5744-0	LABEL	ETIQUETTE	AUFKLEBRR	1 >=10879	-	←	
380	RD809-5739-0	LABEL	ETIQUETTE	AUFKLEBER	1	-		
390	RA221-5758-0	LABEL,S/P	ETIQUETTE	AUFKLEBER	1	-		
400	RB419-5787-0	LABEL	ETIQUETTE	AUFKLEBER	1	-		
410	RA228-9338-0	LABEL	ETIQUETTE	AUFKLEBER	2	-		
420	RC411-5722-0	MARK,EMBLEM K	MARQUE EMBLEME	MARKIERUNG	1	-		
430	RA111-4369-0	NUT	ECROU	MUTTER	2	-		
440	55611-4421-0	PLATE,WASHER	RONDELLE	SCHEIBEPLATTE	2	-		
450	RB408-5739-0	MARK,LWA	MARQUE,LWA	MARKIERUNG,LWA	1	-		
460	RB419-5731-0	MARK,LPA	MARQUE,LPA	MARKIERUNG,LPA	1	-		

↔ Interchangeable; ≠ not interchangeable; ← new for old; → old for new

N000 ACCESSORIES ACCESSOIRES ZUBEHOER

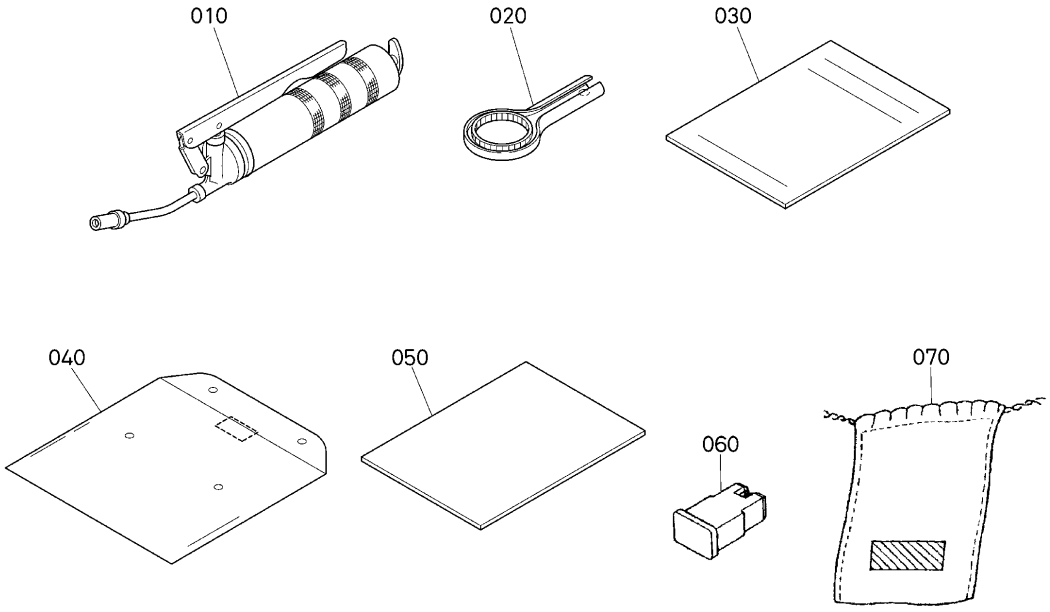

RA228-035-10

A:U17-3ALPHA

REF.No. POS.No. BILD-Nr.	PART No. REFERENCE BESELL-Nr.	PART NAME	DESIGNATION	BEZEICHNUNG	Q'TY/S.No. Q'TE/No.S. STUECK/S.Nr. A	B	I.C.	REMARKS REMARQUES BEMERKUNGEN
010	RB208-8111-0	SQUEEZER,GREASE	CINGLEUR DE GRAISSE	QUETSCHE,FEUERWAFFE	1	-		
020	15241-8661-2	WRENCH,FILTER	CLE POUR FILTRE	SCHLUESSEL, FILTER	1	-		
030	W9232-8133-0	MANUAL,INST.D	MANUEL D'INST.D	BETRIEBSANLEITU.D	1	-		
030	W9232-8134-0	MANUAL,INST.F	MANUEL D'INST.F	BETRIEBSANLEITU.F	1	-		
030	W9232-8135-0	MANUAL,INST.GB	MANUEL D'INST.GB	BETRIEBSANLEITU.GB	1	-		
030	W9232-8141-0	MANUAL,INST.I	MANUEL D'INST.I	BETRIEBSANLEITU.I	1	-		
030	W9232-8142-0	MANUAL,INST.E	MANUEL D'INST.E	BETRIEBSANLEITU.E	1	-		
030	W9232-8143-0	MANUAL,INST.P	ANUEL D'INST.P	BETRIEBSANLEITU.P	1	-		
030	W9232-8144-0	MANUAL,INST.NL	MANUEL D'INST.NL	BETRIEBSANLEITU.NL	1	-		
030	W9232-8145-0	MANUAL,INST.S	MANUEL D'INST.S	BETRIEBSANLEITU.S	1	-		
030	W9232-8146-0	MANUAL,INST.FIN	MANUEL D'INST.FIN	BETRIEBSANLEITU.FIN	1	-		
030	W9232-8147-0	MANUAL,INST.N	MANUEL D'INST.N	BETRIEBSANLEITU.N	1	-		
030	W9232-8148-0	MANUAL,INST.DK	MANUEL D'INST.DK	BETRIEBSANLEITU.DK	1	-		
030	W9232-8152-0	MANUAL,INST.GR	MANUEL D'INST.GR	BETRIEBSANLEITU.GR	1	-		
030	W9232-8153-0	MANUAL,INST.SLO	MANUEL D'INST.SLO	BETRIEBSANLEITU.SLO	1	-		
030	W9232-8154-0	MANUAL,INST.HR	MANUEL D'INST.HR	BETRIEBSANLEITU.HR	1	-		
030	W9232-8158-0	MANUAL,INST.TR	MANUEL D'INST.TR	BETRIEBSANLEITU.TR	1	-		
030	W9232-8164-0	MANUAL,INST.RUS	MANUEL D'INST.RUS	BETRIEBSANLEITU.RUS	1	-		
040	RA021-8129-0	BAG,INSTRUCTION MAN.	SAC A MANUEL D'INST.	HANDBETRIEBSANLEITU.	1	-		
050	RA238-8139-0	PARTS LIST	LISTE DE PIECES	TEILLISTE	1	-		
060	RC411-5398-0	FUSE	FUSIBLE	SICHERUNG	1	-		
070	68311-8113-0	BAG,TOOLS	SAC A OUTILS	HAND WARKSZEUG	1	-		

⟷ Interchangeable; ≠ not interchangeable; ⟵ new for old; ⟶ old for new

NUMERICAL INDEX
INDEX NUMERIQUE
NUMERISCHEN INDEX

PART No. REFERENCE BESELL-Nr.	PAGE PAGE SEITE	REF. No. POS. No. BILD-Nr.
E9151-3314-0	5	060
HH150-3243-0	4	180
K2561-5685-0	138	180
R1401-4284-0	35	050
	57	110
R1401-6315-0	91	100
R1401-6321-0	106	070
R1411-6215-0	57	050
RA011-5753-0	141	260
RA011-5754-2	141	020
RA011-6219-0	57	030
RA011-6517-0	81	090
	82	090
	84	130
	86	120
	87	170
RA011-6519-0	81	080
	82	080
	84	120
	86	110
RA011-6519-0	87	160
RA011-7065-0	60	240
	61	150
	62	130
	63	110
	64	110
	65	150
	66	110
	67	110
	68	110
RA011-7065-0	69	110
	70	110
	71	150
RA011-7069-0	60	150
	67	080
	69	080
RA011-7070-0	60	170
	61	140
	65	140
	71	120
RA011-7074-0	61	040
	62	040
	65	040
	67	040
	69	040
RA011-7075-0	61	050
	62	050
	65	050
	67	050
	69	050
RA011-7079-0	61	070
	62	070
	63	070
	65	070
	66	070
	70	070
	71	070
RA011-7080-0	61	080
	62	080
	63	080
RA011-7080-0	65	080
	66	080
	70	080
	71	080
RA011-7081-0	61	100
	62	100
	63	100
	65	100
	66	100
	70	100
RA011-7081-0	71	100
RA011-7082-0	61	110
	62	110
	65	110
	67	090
	69	090
RA011-7083-0	61	120
	62	120
	65	120
	67	100
RA011-7083-0	69	100
RA021-3812-0	42	025
RA021-4271-0	27	090
RA021-5119-0	42	050
RA021-5131-2	38	255
RA021-5132-2	37	030
RA021-6325-0	59	330
	90	150
RA021-6326-0	90	140
RA021-8129-0	143	040
RA028-5728-0	141	120
RA028-5745-2	141	040
RA111-4243-0	27	260
RA111-4369-0	142	430
RA111-6247-0	56	080
	56	120
	121	030
RA111-6313-0	74	140
RA118-5776-0	141	150
RA131-6192-0	95	130
RA131-6195-2	58	050
	103	030
RA131-6199-0	58	060
RA131-7079-0	63	030
	64	030
	66	030
	68	030
	70	030
	71	030
RA131-7081-0	63	060
RA131-7081-0	64	060
	66	060
	68	060
	70	060
	71	060
RA131-7082-0	63	040
	66	040
	70	040
	71	040
RA131-7083-0	63	050
RA131-7083-0	64	050
	66	050
	68	050
	70	050
	71	050
RA211-2144-0	120	060
RA211-2154-0	121	220
	122	330
RA211-2155-0	121	200
	122	310
RA211-6150-0	74	010
	75	010
RA211-6225-0	58	160
RA211-6243-0	56	050
RA211-6244-0	56	070
RA211-6245-0	56	090
RA211-7444-0	119	080
RA211-7653-0	115	110
	116	110
	117	070
RA211-9031-0	54	090
RA211-9032-0	54	130
RA219-5775-0	141	090
RA221-1921-0	127	030
RA221-1922-0	127	040
RA221-1923-0	98	040
RA221-2118-0	120	050
RA221-2152-0	121	190
	122	300
RA221-3515-0	36	010
RA221-3813-0	138	130
RA221-3821-0	77	020
RA221-4119-0	125	090
RA221-4121-0	125	100
RA221-4143-2	126	040
RA221-4151-0	136	050
RA221-4213-3	6	030
RA221-4220-0	31	010
RA221-4222-0	31	110
RA221-4223-0	31	140
RA221-4230-0	26	010
RA221-4231-0	26	150
RA221-4233-0	27	060
RA221-4234-0	27	070
RA221-4235-0	27	110
RA221-4239-0	35	030
RA221-4240-0	27	190
RA221-4246-0	32	020
RA221-4248-3	27	170
RA221-4250-0	27	210
RA221-4252-0	134	060
RA221-4253-0	132	190
RA221-4256-0	57	160
RA221-4257-0	134	110
RA221-4271-0	79	070
RA221-4272-0	79	080
RA221-4273-0	79	090
RA221-4335-0	131	020
RA221-4336-2	132	020
RA221-4338-0	133	070
RA221-4348-0	131	060
RA221-4349-2	131	120
RA221-4359-0	135	120
RA221-4376-0	131	050
	132	150
RA221-4385-2	132	130
RA221-4386-0	134	140
RA221-4396-2	132	180
RA221-4397-0	77	210
RA221-4398-0	79	110
RA221-4411-5	128	010
RA221-4412-5	128	040
RA221-4442-4	128	070
RA221-4472-0	129	020
RA221-4536-0	140	070
RA221-5113-4	41	100
RA221-5114-0	41	090
RA221-5115-0	41	075
RA221-5116-0	41	120
RA221-5117-0	41	080
RA221-5322-4	42	110
RA221-5324-2	42	140
RA221-5326-4	42	070
RA221-5743-0	141	050
RA221-5758-0	142	390
RA221-5771-0	141	060
RA221-6125-0	72	010
	73	010
RA221-6141-0	73	050
RA221-6142-0	73	030
RA221-6143-0	73	070
RA221-6183-0	91	160
RA221-6185-0	102	050
RA221-6189-0	89	010
RA221-6191-0	97	050
RA221-6192-0	97	010
RA221-6195-0	74	020
RA221-6197-0	95	050
	96	050
RA221-6198-0	95	070
RA221-6198-0	96	070
RA221-6213-0	57	020
RA221-6221-2	136	080
RA221-6222-0	136	090
RA221-6223-0	136	100
RA221-6224-0	136	110
RA221-6225-0	136	120
RA221-6226-0	136	130
RA221-6230-3	56	010
RA221-6232-3	56	020
RA221-6312-0	88	010
RA221-6314-0	59	335
RA221-6315-0	58	080
RA221-6316-0	58	100
	59	390
RA221-6319-0	59	345
RA221-6321-0	89	100
RA221-6325-2	95	190
RA221-6351-0	94	060
RA221-6352-0	94	070

NUMERICAL INDEX
INDEX NUMERIQUE
NUMERISCHEN INDEX

PART No. REFERENCE BESELL-Nr.	PAGE PAGE SEITE	REF. No. POS. No. BILD-Nr.
RA221-6371-0	91	090
RA221-6373-0	91	110
RA221-6374-0	91	070
RA221-6376-0	91	170
RA221-6411-3	99	040
RA221-6412-3	99	050
RA221-6421-3	100	020
RA221-6422-4	100	010
RA221-6441-0	95	210
RA221-6442-0	95	220
RA221-6443-0	96	170
RA221-6444-0	96	180
RA221-6447-0	95	200
RA221-6451-0	97	070
RA221-6452-2	97	080
RA221-6461-0	98	060
RA221-6462-0	98	070
RA221-6481-2	102	090
RA221-6482-0	102	100
RA221-6483-2	103	050
RA221-6484-2	103	060
RA221-6485-0	102	110
RA221-6486-0	102	120
RA221-6503-2	84	030
RA221-6504-0	86	070
RA221-6505-3	84	010
RA221-6506-2	84	150
RA221-6507-2	87	040
RA221-6508-0	87	120
RA221-6510-2	76	010
RA221-6530-2	82	010
RA221-6531-0	81	010
RA221-6533-2	81	020
RA221-6534-0	81	100
	84	140
	86	130
RA221-6535-0	82	020
RA221-6536-0	82	030
RA221-6538-0	76	050
RA221-6542-0	87	010
RA221-6545-0	84	250
	87	190
RA221-6546-0	84	190
RA221-6553-0	87	060
RA221-6556-0	86	090
RA221-6557-0	87	180
RA221-6561-0	82	100
RA221-6562-0	82	110
RA221-6572-0	86	150
RA221-6573-2	86	140
RA221-6577-0	36	190
RA221-6591-0	83	010
RA221-6592-0	83	020
RA221-6647-0	114	090
RA221-6648-0	113	120
RA221-6649-0	114	090
RA221-6676-0	117	150
RA221-6677-0	117	200
RA221-6678-0	117	200
RA221-6715-0	105	040
RA221-6812-0	104	070
RA221-6813-0	104	080
RA221-6814-0	104	090
RA221-6815-0	104	100
RA221-7002-0	60	030
	62	010
RA221-7004-0	60	060
	65	010
RA221-7005-0	60	070
	66	010
RA221-7006-2	60	080
	67	010
RA221-7007-0	60	110
	70	010
RA221-7009-2	60	100
	69	010
RA221-7010-0	64	130
RA221-7022-0	60	180
RA221-7025-0	60	210
RA221-7026-0	60	220
RA221-7027-0	60	230
RA221-7028-0	60	260
RA221-7091-0	60	050
	64	010
RA221-7447-3	119	070
RA221-9152-0	112	040
RA221-9312-2	48	100
RA228-3812-3	138	070
RA228-3815-3	138	090
RA228-3841-0	138	030
RA228-4115-0	125	050
RA228-4238-0	26	050
RA228-4244-2	32	040
RA228-4331-0	133	010
RA228-4332-0	131	010
RA228-4334-0	132	060
RA228-4341-4	134	130
RA228-4343-0	134	180
RA228-4344-2	134	200
RA228-4345-0	134	230
RA228-4450-4	77	090
RA228-4459-0	79	050
RA228-4471-0	129	010
RA228-4477-0	129	060
	130	060
RA228-4478-4	129	050
	130	050
RA228-4479-0	129	070
	130	070
RA228-4485-2	77	220
RA228-4535-0	140	040
RA228-5715-0	142	330
RA228-5737-0	141	270
RA228-5744-0	142	370
RA228-5745-3	141	280
RA228-5746-3	141	290
RA228-5757-0	141	070
RA228-6113-4	58	010
	60	010
RA228-6285-0	90	030
RA228-6326-0	93	010
RA228-6327-0	94	010
RA228-6338-0	91	050
RA228-6339-0	91	060
RA228-6341-0	94	020
RA228-6342-0	94	030
RA228-6343-0	93	020
RA228-6344-0	93	030
RA228-6345-0	94	040
RA228-6346-0	94	050
RA228-6347-0	93	040
RA228-6348-0	93	050
RA228-6431-0	101	040
RA228-6432-0	101	030
RA228-6481-0	102	130
	102	150
RA228-6482-0	102	140
	102	160
RA228-6548-0	84	300
	87	240
RA228-6570-2	86	010
RA228-6577-2	86	050
RA228-6660-7	115	080
RA228-6740-0	111	010
RA228-7003-0	60	040
	63	010
RA228-7094-0	60	090
	68	010
RA228-9153-0	111	020
RA228-9154-0	111	040
RA228-9241-0	105	010
RA228-9242-0	105	020
RA228-9251-0	128	060
RA228-9255-2	106	040
RA228-9256-0	58	120
RA228-9257-0	58	225
RA228-9258-0	106	010
RA228-9262-0	106	060
RA228-9338-0	142	410
RA231-1443-0	52	010
RA231-1911-0	127	010
RA231-2111-4	120	010
RA231-2111-5	120	010
RA231-2111-6	120	010
RA231-2112-3	120	020
RA231-2113-3	120	030
RA231-2117-0	120	040
RA231-2119-0	120	090
RA231-2119-2	120	090
RA231-2129-0	120	110
RA231-2129-2	120	110
RA231-2130-0	121	010
RA231-2131-0	121	090
RA231-2132-0	121	100
RA231-2134-0	121	020
RA231-2135-0	121	120
RA231-2143-0	121	140
RA231-2150-0	121	180
RA231-2160-0	122	290
RA231-2170-0	123	010
RA231-2172-0	123	040
RA231-2175-0	123	020
RA231-2179-0	123	090
RA231-2181-0	123	110
RA231-2182-0	123	120
RA231-2230-0	112	010
RA231-2231-0	124	010
RA231-2250-0	124	020
RA231-2310-0	124	090
RA231-2318-0	123	140
RA231-2319-0	56	130
RA231-2320-0	124	080
RA231-2340-0	121	010
RA231-2343-0	121	140
RA231-2344-0	121	020
RA231-3510-0	36	090
RA231-4110-0	125	010
RA231-4141-2	126	010
RA231-4147-0	136	040
RA231-4148-0	136	030
RA231-4152-0	136	060
RA231-4154-0	136	020
RA231-4211-0	6	010
RA231-4212-0	6	020
RA231-4214-0	6	130
RA231-4215-2	6	140
RA231-4217-0	6	160
RA231-4219-0	35	010
RA231-4232-0	27	050
RA231-4236-0	26	180
RA231-4237-0	26	090
RA231-4237-3	26	090
RA231-4242-2	32	070
RA231-4251-0	134	010
RA231-4274-2	79	060
RA231-4281-0	134	020
RA231-4282-0	134	030
RA231-4283-0	134	040
RA231-4284-3	134	070
RA231-4285-0	134	080
RA231-4287-0	136	140
RA231-4306-0	133	040
RA231-4346-0	131	100
RA231-4351-0	135	010
RA231-4356-0	135	020
RA231-4357-0	135	030
RA231-4358-0	135	040
RA231-4359-2	135	050
RA231-4361-0	135	060
RA231-4362-0	135	070
RA231-4363-0	135	080
RA231-4371-0	133	110
RA231-4391-0	135	090
RA231-4392-2	135	100
RA231-4393-0	135	110
RA231-4396-0	134	240
RA231-4399-0	136	070
RA231-4452-0	77	010
RA231-4475-0	130	080
RA231-4476-2	130	010

NUMERICAL INDEX
INDEX NUMERIQUE
NUMERISCHEN INDEX

PART No. REFERENCE BESELL-Nr.	PAGE PAGE SEITE	REF. No. POS. No. BILD-Nr.
RA231-4477-2	135	130
RA231-4481-0	135	140
RA231-4482-0	135	150
RA231-4483-0	135	160
RA231-4484-0	135	170
RA231-4487-0	130	030
RA231-5110-0	41	010
RA231-5118-0	38	330
RA231-5125-0	41	050
RA231-5128-0	126	100
RA231-5321-0	42	030
RA231-5326-0	42	120
RA231-5333-0	46	020
RA231-6155-0	74	090
RA231-6181-0	89	180
RA231-6182-0	89	160
RA231-6211-2	57	010
RA231-6281-0	90	020
RA231-6311-0	88	040
RA231-6322-0	89	110
RA231-6323-0	89	120
RA231-6377-0	92	030
RA231-6378-0	92	040
RA231-6405-0	92	010
RA231-6439-0	95	250
	96	210
RA231-6444-0	95	225
	96	185
RA231-6445-0	95	230
	96	190
RA231-6446-0	95	240
	96	200
RA231-6448-0	103	070
RA231-6449-0	103	080
RA231-6471-0	102	170
RA231-6472-0	102	180
RA231-7441-0	119	010
RA231-7442-0	119	030
RA231-7443-0	119	040
RA231-7510-0	110	010
RA231-7528-0	102	030
RA231-9151-0	112	020
RA231-9162-0	110	020
RA238-4116-0	125	070
RA238-4333-0	132	010
RA238-4342-2	132	170
RA238-4456-0	79	010
RA238-4821-2	137	010
RA238-4831-2	137	010
RA238-4841-0	137	030
RA238-5140-0	37	150
	40	010
RA238-5341-2	46	010
RA238-5710-0	141	030
RA238-5710-2	141	030
RA238-5712-0	142	300
RA238-5744-0	142	370
RA238-6324-0	89	130
RA238-6328-0	90	010
RA238-6431-0	101	040
RA238-6432-0	101	030
RA238-6651-2	114	010
RA238-6710-0	116	080
RA238-8139-0	143	050
RA238-9241-0	105	010
RA238-9242-0	105	020
RA238-9443-2	140	010
RA251-6129-2	52	040
RA251-7801-2	52	250
RA251-7804-0	52	260
RA251-7805-0	53	320
RA251-7806-0	53	330
RA251-7816-0	52	130
RA251-7818-0	52	150
RA251-7823-0	53	470
RA251-7824-0	53	450
RA251-7826-0	53	490
RA251-7827-0	53	500
RA251-7831-0	53	430
RB101-6914-0	54	040
RB101-6915-0	54	050
RB101-6917-0	54	060
RB101-6931-0	54	066
RB101-6938-0	55	250
RB201-6388-0	89	140
RB208-8111-0	143	010
RB237-2133-0	121	040
RB237-2135-0	121	050
RB237-2142-0	121	130
RB237-5316-0	44	020
RB237-5336-3	46	060
RB237-5341-0	44	130
RB237-5343-0	44	140
RB237-6382-0	58	150
RB237-6383-0	58	170
RB237-6559-0	85	310
	87	250
RB237-6575-0	86	060
RB237-6576-0	86	062
RB237-6657-0	114	150
RB237-6658-0	114	160
RB238-3521-0	36	040
RB238-3822-2	134	160
RB238-4113-0	125	020
RB238-4261-2	49	010
RB238-4262-0	49	070
RB238-4393-0	132	140
	134	120
RB238-4482-2	79	120
RB238-4921-0	27	280
RB238-5736-0	141	110
RB238-6111-2	49	080
	50	010
RB238-6128-0	54	010
RB238-6141-0	95	010
	96	010
RB238-6149-0	95	030
	96	030
RB238-6154-2	74	050
RB238-6171-0	77	180
RB238-6171-0	78	010
RB238-6172-0	79	020
	80	010
RB238-6215-0	57	080
RB238-6380-2	58	140
RB238-6411-3	104	010
RB238-6412-3	104	020
RB238-6413-2	104	040
RB238-6414-2	104	030
RB238-6558-0	84	260
RB238-6558-0	87	200
RB238-6595-0	84	270
	87	210
RB238-6637-0	113	030
RB238-6638-0	113	050
RB238-6639-0	113	040
RB238-6640-2	113	010
RB238-6644-0	113	090
	113	095
RB238-6645-0	113	080
RB238-6646-0	113	060
RB238-6648-0	113	095
RB238-6649-0	113	095
RB238-6652-0	114	015
RB238-6654-0	115	050
	116	050
RB238-6656-0	114	030
RB238-6659-0	113	020
RB238-6663-0	115	010
	116	010
RB238-6664-0	114	080
	114	120
RB238-6665-0	115	130
	116	130
	118	010
RB238-6670-2	117	050
RB238-6672-3	117	090
RB238-6673-2	117	100
RB238-6675-2	117	110
RB238-6677-2	117	010
RB238-6678-0	117	080
RB238-6717-0	105	030
RB238-6746-0	113	160
RB238-6760-2	108	010
RB238-6770-5	107	010
RB238-6780-4	109	010
RB238-6901-0	50	220
RB238-6902-0	50	230
RB238-6903-0	50	240
RB238-6905-0	50	270
RB238-6906-0	50	280
RB238-6907-2	50	030
RB238-6908-0	50	040
RB238-6909-0	50	130
RB238-6915-0	50	080
RB238-6916-0	50	020
RB238-6917-0	50	110
RB238-6918-0	50	070
RB238-6921-0	50	050
RB238-6922-0	50	140
RB238-6923-0	50	090
RB238-6934-0	51	310
RB238-6935-0	50	150
RB238-6941-0	51	390
RB238-6942-0	51	440
RB238-7001-0	60	020
	61	010
RB238-7008-0	60	120
	71	010
RB238-7012-0	71	130
RB238-7013-0	71	140
RB238-7014-0	68	090
RB238-7015-0	68	100
RB238-7016-0	64	070
RB238-7017-0	64	080
RB238-7018-0	64	100
RB238-7019-0	64	040
	68	040
RB238-7023-2	60	190
RB238-7024-0	60	200
RB238-7029-0	68	070
RB238-7097-0	60	130
RB238-7446-0	119	090
RB238-7802-0	52	060
RB238-7803-0	52	190
RB238-7807-0	53	350
RB238-7808-0	53	370
RB238-7812-0	52	050
RB238-7813-0	52	100
RB238-7814-0	52	110
RB238-7815-0	52	120
RB238-7817-0	52	140
RB238-7819-0	52	160
RB238-7821-0	52	170
RB238-7825-0	53	480
RB238-7826-0	52	090
RB238-7828-0	52	210
RB238-9002-0	54	140
RB238-9003-0	54	160
RB238-9004-0	54	020
RB238-9011-0	78	100
	80	100
RB238-9021-0	54	055
RB238-9022-0	54	210
RB238-9023-0	55	220
RB238-9024-0	55	230
RB238-9025-0	55	240
RB238-9155-3	107	020
RB238-9156-2	107	040
RB238-9157-2	108	020
RB238-9158-0	108	040
RB238-9159-4	109	020
RB238-9161-3	109	040
RB238-9163-2	110	040
RB401-6236-2	56	040
RB401-6242-0	56	030
RB401-6244-0	56	060
RB401-6762-0	114	050
	114	090
RB401-6903-0	50	120

NUMERICAL INDEX
INDEX NUMERIQUE
NUMERISCHEN INDEX

PART No. REFERENCE BESELL-Nr.	PAGE PAGE SEITE	REF. No. POS. No. BILD-Nr.
RB401-6904-0	51	400
RB401-6909-0	50	260
RB401-6910-0	50	290
RB401-6919-0	51	410
RB401-6926-0	51	350
RB401-6931-0	50	250
RB401-6937-0	51	370
RB401-6939-0	50	180
RB401-6942-0	51	420
RB401-6943-0	51	430
RB401-7001-0	60	270
RB408-5739-0	142	450
RB411-2171-0	123	060
RB411-2173-0	121	080
	123	080
RB411-2174-0	123	030
RB411-2176-0	123	050
RB411-2178-0	123	065
RB411-5132-0	37	110
RB411-5144-3	37	055
RB411-6197-0	73	080
RB411-6376-0	58	190
	72	080
	95	110
	95	150
	96	110
	96	130
	97	030
RB411-6391-2	58	210
RB411-6403-0	58	230
RB411-6403-0	89	030
RB411-7813-0	52	240
RB411-7825-0	53	460
RB411-9289-0	115	120
RB419-5731-0	142	460
RB419-5766-0	142	340
RB419-5767-0	142	350
RB419-5787-0	142	400
RB419-5796-0	141	180
RB419-6383-0	90	070
RB419-6693-0	117	160
RB449-5311-4	44	010
RB511-6398-0	59	395
RC101-2155-2	121	230
	122	340
RC101-2159-0	121	250
	122	360
RC101-3816-0	77	050
RC101-4217-0	6	120
RC101-5753-0	141	080
RC101-6382-0	58	250
RC101-6383-0	57	140
	72	050
RC101-6458-0	35	020
	91	130
	91	150
	92	060
RC101-6576-0	83	050
RC101-6579-0	83	040
RC101-6938-0	54	170
RC101-6939-0	54	180
RC101-6941-0	54	185
RC101-6943-0	54	200
RC101-6944-0	54	190
RC108-5747-0	141	100
RC108-5796-0	141	170
RC348-6308-0	42	045
RC401-6919-0	51	340
RC401-6929-0	51	380
RC411-3818-0	134	210
RC411-4127-0	26	120
RC411-4128-0	26	130
RC411-4231-0	27	010
RC411-4239-0	26	020
RC411-4251-0	26	030
RC411-4254-0	26	040
RC411-4305-0	92	050
RC411-4354-4	132	080
RC411-4355-0	132	090
RC411-4358-0	132	100
RC411-4360-0	132	110
RC411-4843-0	137	030
RC411-5307-0	44	060
RC411-5308-0	44	070
RC411-5309-0	44	080
RC411-5313-0	44	090
RC411-5314-0	44	100
RC411-5317-0	44	030
RC411-5318-0	44	040
RC411-5319-0	44	050
RC411-5347-3	77	150
RC411-5398-0	47	090
	143	060
RC411-5722-0	142	420
RC411-6393-0	58	260
RC411-6400-0	58	270
RC411-9763-0	78	070
	80	070
RC411-9765-0	78	090
	80	090
RC411-9769-0	78	120
	80	120
RC417-9781-0	78	140
	80	140
RC417-9782-0	78	150
	80	150
RC417-9783-0	80	160
RC417-9784-0	78	170
	80	170
RC417-9785-0	80	180
RC417-9786-2	80	190
RC417-9787-0	80	200
RC417-9788-0	80	210
RC417-9789-0	78	180
	80	220
RC417-9791-0	78	160
RC418-5345-0	43	030
RC418-5358-0	45	030
RC418-5737-2	141	190
RC418-6613-2	58	280
RC431-5415-0	47	150
RC441-5147-2	37	130
RC441-5423-0	47	160
RC441-5427-0	47	170
RC441-9325-0	48	030
RC441-9326-0	48	050
RC441-9327-0	48	040
RC461-5394-0	44	120
RC461-5396-0	44	110
RC461-5396-2	44	110
RC461-9321-0	48	020
RC467-9320-2	48	060
RC467-9320-3	48	060
RC601-2185-0	123	100
RC601-5355-0	91	120
RC601-6192-0	73	040
RC601-6194-0	73	090
RC631-9234-0	59	290
RC708-4463-2	77	240
	79	140
RD118-9489-0	59	397
RD118-9759-0	78	020
	80	020
RD118-9771-0	78	130
	80	130
RD119-6283-3	90	090
RD201-4183-2	32	060
RD401-6193-0	73	020
RD401-6199-0	73	140
RD411-4354-2	133	020
RD411-4454-0	77	140
RD411-5135-3	37	180
RD411-5414-0	47	030
RD411-6176-0	93	090
	94	100
RD411-6382-0	88	050
RD411-6455-0	91	140
RD418-9640-0	106	020
RD418-9642-0	106	030
RD431-5415-0	47	140
RD517-5754-0	141	210
RD517-5783-2	141	160
RD517-5786-0	141	230
RD517-5788-0	141	220
RD517-5789-0	141	130
RD517-5795-0	141	240
RD809-5371-0	43	040
RD809-5739-0	142	380
RD809-5743-0	142	360
RG908-8644-4	89	090
RG908-8644-4	89	190
RH618-3800-0	138	010
	139	010
RH618-3911-0	139	020
RH618-3912-0	139	030
RH618-3913-0	139	040
RH618-3914-0	139	050
RH618-3915-0	139	060
RH618-3916-0	139	070
RH618-3917-0	139	080
RH618-3918-0	139	090
RH618-3919-0	139	100
RH618-3921-0	139	110
RH618-3922-0	139	120
RH618-3923-0	139	130
RH618-3925-0	139	140
RH618-3927-0	139	150
RP201-6181-0	59	310
	59	400
	72	100
RP201-6181-0	89	060
	90	050
	95	090
	95	170
	96	090
	96	150
RP201-6185-0	91	010
RP201-6189-0	72	040
RP201-7104-0	54	030
RP201-7108-0	54	070
RP201-7109-0	54	080
RP201-7112-0	54	100
RP301-4234-0	26	080
	126	030
RP312-7093-0	27	250
RP321-5123-2	37	055
RP321-6186-0	102	080
RP401-6182-0	89	050
RP421-5411-0	47	010
RP421-5413-0	47	020
RP421-5413-0	86	066
RP421-5414-0	47	110
RP421-5416-0	47	100
RP421-5417-0	47	120
RP421-5421-0	47	130
RP421-5425-0	47	040
RP421-6192-0	59	380
RP431-7969-0	59	340
RP821-4231-0	27	130
RP821-4239-0	26	070
RP821-6229-0	136	010
T0270-9916-0	130	110
T1060-3037-0	42	130
	42	150
	46	030
T1060-3043-0	47	050
T1060-3044-0	47	060
T1060-3045-0	47	070
T1060-3046-0	47	080
T1060-3070-0	26	200
T1060-3227-0	4	190
T1060-3371-0	43	010
T1060-3372-0	43	020
T1060-4448-0	42	060
T1063-6566-0	27	270
T1270-4012-0	42	080
TC030-4958-0	141	200
TC050-1185-0	138	150
W9232-8133-0	143	030
W9232-8134-0	143	030

NUMERICAL INDEX
INDEX NUMERIQUE
NUMERISCHEN INDEX

PART No. REFERENCE BESELL-Nr.	PAGE PAGE SEITE	REF. No. POS. No. BILD-Nr.
W9232-8135-0	143	030
W9232-8141-0	143	030
W9232-8142-0	143	030
W9232-8143-0	143	030
W9232-8144-0	143	030
W9232-8145-0	143	030
W9232-8146-0	143	030
W9232-8147-0	143	030
W9232-8148-0	143	030
W9232-8152-0	143	030
W9232-8153-0	143	030
W9232-8154-0	143	030
W9232-8158-0	143	030
W9232-8164-0	143	030
YR031-0017-0	110	160
	111	170
	112	160
YT034-9020-0	107	150
	108	150
	109	150
YT034-9020-0	112	140
YT107-0048-0	107	190
YT153-5011-0	110	070
	111	070
	112	070
YT168-9020-0	110	150
YT227-0032-0	112	150
YT415-3015-0	111	160
YT415-3017-0	108	080
	109	080
YT415-3018-0	111	110
YT415-9020-0	111	150
YT434-3015-0	108	070
	109	070
YT434-4011-0	107	110
	108	110
	109	110
	112	110
YT486-3013-0	107	160
	108	160
YT486-3013-0	109	160
YT640-0014-0	108	090
	109	090
YT665-0013-0	107	185
YT711-3015-0	110	110
YT793-0031-0	111	030
	111	050
YT793-0061-0	110	080
	111	080
	112	080
YT795-0041-0	111	060
YT795-0071-0	111	140
YT928-3013-0	110	090
	111	090
	112	090
YW083-0061-0	108	060
YW179-9511-0	111	190
YW181-0031-0	107	030
	107	050
YW181-0051-4	107	060
YW181-0071-2	107	140
YW181-5021-0	107	070
YW181-5022-0	107	080
YW181-9522-0	107	220
YW182-0017-0	108	170
	109	170
YW182-0051-0	109	060
YW182-0071-0	108	140
	109	140
YW182-9531-0	108	200
YW182-9531-0	109	190
YW183-0031-0	108	030
	108	050
	109	030
	109	050
	110	030
	110	050
YW421-0051-0	112	060
YW421-0071-0	112	130
YW421-9511-0	112	170
YW423-0031-0	110	140
YW423-0051-0	110	060
YW423-9521-0	110	190
01023-50610	28	110
01023-50612	8	090
	12	140
01023-50614	2	020
	8	150
01023-50616	4	200
	13	030
01023-50616	20	070
	24	120
01023-50618	4	110
	16	170
01023-50620	7	070
01023-50622	7	080
	25	080
01023-50625	29	030
01023-50635	15	120
01023-50680	4	140
01023-50690	4	150
01023-60650	4	120
	24	130
01025-60614	132	070
01025-60616	37	190
01025-60620	46	040
01027-50616	27	030
01123-50825	24	190
01123-50830	22	020
01123-50860	37	155
01123-60814	2	070
	57	070
	99	020
	100	040
	101	020
01123-60816	3	020
	36	050
	76	040
	86	100
	86	160
01123-60816	92	020
	126	110
01123-60818	131	110
01123-60820	37	100
	74	040
	76	060
01123-60825	49	020
	49	030
01123-61020	72	140
	88	020
01125-50860	20	040
01125-60816	6	150
	27	180
	37	200
	43	050
	58	020
	85	320
	87	260
	134	090
	138	040
01125-60818	26	190
01133-51440	55	260
01133-61016	77	170
	79	100
	102	040
	120	140
	120	140
01133-61018	27	160
01133-61020	6	040
	35	060
01133-61020	77	120
	91	080
	102	190
	113	150
	113	190
	119	120
	123	150
	125	060
	125	080
01133-61025	6	050
01133-61025	6	070
	32	030
	56	140
	76	070
	90	040
	106	050
01133-61225	56	150
	117	180
01133-61230	49	090
01133-61235	126	060
01133-61245	121	170
01135-61020	32	080
	38	360
	41	110
	42	160
	77	230
	79	130
	120	100
	120	100
	128	020
01135-61020	131	070
	132	160
	132	200
	133	030
	133	060
	134	170
	134	190
	134	220
	138	140
01135-61025	6	170
01135-61025	42	040
	45	040
	105	050
	120	100
01135-61030	57	135
	104	110
	123	130
01135-61035	128	030
01138-51235	127	020
01138-61435	140	020
01155-60830	36	170
	82	060
01173-61065	115	140
	116	140
	118	020
01173-61080	114	060
	114	100
	114	130
	115	020
	115	060
01173-61080	116	020
	116	060
01173-61085	117	030
	117	130
01173-61204	113	100
01175-61045	119	050
01176-61025	138	190
01205-60612	48	070
01205-60616	26	140
	48	090
01205-60616	48	110
	130	090
01205-60620	26	060
	130	020
	130	040
01311-10616	13	180
01311-10630	77	190
	79	030
01311-10816	75	050
	139	160
01311-11020	52	020
01311-11030	53	510
01311-11040	51	330
01350-10520	73	100
01513-50618	30	040
01517-51460	137	020
01574-61235	126	070
01754-50612	13	200
01754-50640	20	110
	28	130

NUMERICAL INDEX
INDEX NUMERIQUE
NUMERISCHEN INDEX

PART No. REFERENCE BESELL-Nr.	PAGE PAGE SEITE	REF. No. POS. No. BILD-Nr.
01759-50616	30	030
01811-50615	134	250
02114-60080	36	180
	49	040
	77	040
	77	250
	79	150
	82	070
	82	120
	84	110
02114-60080	84	210
	87	080
02118-60100	6	100
	36	160
	74	060
	117	040
	117	140
	119	060
02156-50080	22	030
02174-50140	137	050
02174-60140	137	050
02176-50120	126	090
02552-50060	42	100
	104	060
	131	040
	132	040
02572-50100	114	070
	114	110
	114	140
	115	030
02572-50100	115	070
	115	150
	116	030
	116	070
	116	150
	118	030
02572-50120	113	110
02574-50100	84	290
	87	230
02751-50060	24	040
02751-60080	138	020
02756-50060	30	050
02761-50040	17	200
02783-50100	1	240
02810-50080	131	140
03004-60616	129	030
03024-50510	5	130
03024-50512	41	060
03024-50520	17	140
03054-50406	86	064
03054-50510	61	060
	62	060
	65	060
	67	060
	69	060
03056-50520	77	160
03653-50610	107	170
04011-50100	77	070
	138	160
04011-50140	87	020
04011-60100	84	230
	87	100
	138	110
04011-60160	36	120
	86	030
04012-50080	73	060
	139	170
04013-60060	36	020
	36	080
	129	040
04013-60080	74	100
	99	030
	100	050
	101	025
	131	080
	133	120
04013-60100	6	110
	36	130
	36	150
	74	080
04013-60100	84	280
	86	170
	87	220
	120	130
	120	130
	133	080
	138	200
04013-60140	84	050
	84	170
	87	140
04013-60140	140	030
	140	050
04015-60060	42	090
	131	030
	132	030
04015-60100	77	130
04015-60120	117	170
04512-50140	137	040
04512-60050	15	100
04512-60060	13	190
04512-60060	14	100
	42	105
	77	200
	79	040
04512-60080	75	060
	77	260
	79	160
	84	100
	84	220
	87	090
04512-60100	6	090
	53	520
	74	070
	138	210
04512-60120	120	080
	126	080
04512-60140	137	040
	140	060
04512-60200	120	120
04611-00140	58	180
04611-00150	90	130
04611-00280	50	100
	53	360
04611-00420	51	320
04612-00170	12	120
04612-00260	52	070
04612-00480	56	100
04717-01000	27	140
	38	340
04717-01320	1	180
04717-01320	34	200
04717-01600	35	040
04717-01610	57	120
04810-50550	50	200
	107	100
	108	100
	109	100
	112	100
04810-50600	56	110
	110	100
04810-51050	53	380
04811-10350	88	030
04811-10560	111	120
04811-10600	107	120
	108	120
	109	120
04811-10650	110	120
04811-51200	57	040
04811-51300	52	200
04814-00160	2	060
04814-00160	34	130
04814-06310	13	170
	34	210
04814-10070	16	110
	34	140
04814-10160	16	050
	34	170
04814-16220	10	210
	34	100
04814-50300	5	070
04814-50300	33	110
04816-00060	51	450
04816-00100	52	270
04816-00110	58	090
	74	030
04816-00140	58	110
	59	392
	89	020
	97	020
	97	060
04816-00210	123	070
04816-06100	61	030
	62	030
	65	030
	67	030
	69	030
04816-06120	73	110
04817-00060	39	080
	53	390
04817-00070	50	190
04817-00080	50	170
	50	210
	58	070
	59	370
	68	080
	95	040
	96	040
	103	040
04817-00100	60	250
	61	160
04817-00100	62	140
	63	120
	64	120
	65	160
	66	120
	67	120
	68	120
	69	120
	70	120
	71	160
04817-00110	50	160
	52	220
	57	150
	58	200
	59	360
	60	140
	61	090
	62	090
	63	090
	64	090
04817-00110	65	090
	66	090
	67	070
	69	070
	70	090
	71	090
	72	030
	72	070
	72	090
	73	120
04817-00110	74	150
	91	165
	93	060
	93	080
	94	080
	94	110
	95	020
	95	120
	95	140
	95	160
04817-00110	96	020
	96	120
	96	140
	97	040
	98	015
	102	020
	102	060
	102	083
	102	085
	103	020

NUMERICAL INDEX
INDEX NUMERIQUE
NUMERISCHEN INDEX

PART No. REFERENCE BESELL-Nr.	PAGE PAGE SEITE	REF. No. POS. No. BILD-Nr.
04817-00140	52	230
	52	280
	53	410
	58	130
	58	220
	58	226
	58	240
	59	300
	59	320
	59	350
04817-00140	59	396
	59	398
	59	410
	60	160
	61	130
	65	130
	71	110
	72	110
	89	040
	89	070
04817-00140	89	080
	89	150
	89	170
	90	060
	90	080
	91	020
	95	060
	95	080
	95	100
	95	180
04817-00140	96	060
	96	080
	96	100
	96	160
04817-00180	52	290
	53	420
	64	140
	105	070
04817-00200	73	130
	78	060
04817-00200	80	060
04817-00210	75	020
	121	060
04817-00250	57	100
04817-00290	57	060
04817-00350	121	210
	122	320
04817-00500	111	100
05012-00508	1	100
05012-00814	1	110
05012-00814	49	050
05411-00312	52	080
05411-00314	16	100
05411-00318	15	080
05411-00420	28	140
05411-00512	51	360
	53	310
05411-00630	81	030
	83	030
05411-00656	121	110
05511-50430	121	160
05511-51612	36	030
05525-50800	131	090
	131	130
	133	130
	138	120
05525-51400	84	060
	84	180
	87	030
	87	150
05525-51600	86	040
05525-61000	82	130
	84	240
	86	180
	87	110
	133	090
	138	170
05712-00408	1	230
05712-00515	9	130
	12	050
05712-00518	8	070
06311-55020	1	170
06311-85025	1	040
06331-45010	27	150
	38	350
06611-15010	98	050
	107	200
	108	180
	110	170
	111	180
06611-15010	114	040
	115	040
	116	040
	117	020
	117	120
	117	190
	121	270
	122	380
	125	040
	127	090
06613-30010	109	180
06616-25010	108	175
	110	180
	119	020
07715-00401	8	050
07715-00801	12	080
07715-01603	107	205
07715-03207	9	100
07715-03209	107	180
07715-03211	4	080
07715-03215	53	440
07715-03217	12	100
08101-06004	50	300
	53	340
08101-06201	52	300
08153-06203	12	030
08511-01008	77	060
08511-01020	133	050
08511-01410	76	020
	84	040
08511-01410	84	160
	87	130
08511-01420	84	020
	86	080
	87	050
08511-01615	36	100
	86	020
08511-01625	77	110
08511-02420	77	100
08511-03035	110	130
08511-03035	111	130
	112	030
	112	050
08511-03040	107	130
08511-03520	108	190
08511-03525	108	130
08511-03535	109	130
09318-88085	37	035
	38	320
09318-88125	5	090
09318-89039	27	080
09318-89045	27	100
09661-40040	17	250
09661-40085	17	220
09661-40130	17	180
09664-40150	37	070
09664-40550	37	020
09664-50100	38	310
09664-70170	38	290
09664-70210	38	270
09664-70220	37	160
09664-70230	37	050
09664-70525	38	250
09664-71250	37	120
10211-4134-0	41	040
11173-6313-0	23	230
11197-6307-0	23	030
11197-6308-0	23	020
11197-6332-0	23	170
11197-6338-0	23	120
11420-1315-0	28	070
	33	080
11420-4211-0	37	210
11460-6311-0	23	080
11460-6312-0	23	190
11460-6327-0	23	090
11460-6350-0	23	050
11460-6353-0	23	040
11460-9331-0	23	160
13963-9201-0	23	210
14182-9203-0	21	270
14301-4384-0	39	090
14601-0345-0	3	090
14601-1324-0	28	030
14601-1333-0	28	040
14601-1336-0	28	050
14601-1424-0	28	180
14911-4275-0	37	060
	37	140
	37	170
14911-4275-0	37	220
	37	240
	38	260
	38	280
	38	300
14971-4275-0	17	190
	17	230
	17	260
	37	040
	37	080
15021-3366-0	13	080
15221-0175-0	3	010
15221-1172-0	31	130
	31	150
15221-3365-0	1	120
15221-4317-0	37	095
15231-3396-0	1	130
15241-3229-0	4	040
15241-8661-2	143	020
15261-0337-0	3	050
15261-1172-0	31	120
15261-2133-0	9	040
15261-2353-0	9	170
15261-2354-3	9	180
15261-2395-0	9	170
15261-2396-0	9	170
15261-2397-3	9	180
15261-2398-3	9	180
15261-5547-0	12	090
15261-6641-0	15	090
15261-9202-0	13	060
15261-9601-0	1	060
	3	060
15261-9616-0	1	090
15313-1237-0	32	010
15321-9626-0	3	040
15401-6339-0	23	130
15451-9627-0	1	050
15481-7305-0	25	040
15511-6376-0	23	150
15511-9666-0	23	200
15521-9602-0	1	070
15521-9603-0	1	080
	4	020
15601-9665-0	13	120
	17	030
	34	120
	34	150
15831-4310-0	39	020
15831-4325-0	39	070
15831-8746-2	39	040
15841-0456-2	7	130
15841-0481-5	7	040
15841-0482-3	7	060
	34	080
15841-1354-0	3	070
15841-1356-0	3	080
15841-1403-0	28	160
15841-1423-0	28	170
15841-1627-0	8	080

NUMERICAL INDEX
INDEX NUMERIQUE
NUMERISCHEN INDEX

PART No. REFERENCE BESELL-Nr.	PAGE PAGE SEITE	REF. No. POS. No. BILD-Nr.
15841-1632-0	12	130
15841-2325-0	9	190
15841-2411-0	9	120
15841-3566-0	1	220
15841-3693-0	4	070
15841-5132-0	14	110
15841-5135-0	14	130
15841-5136-0	17	020
15841-5316-0	18	060
15841-5317-0	18	040
15841-5323-0	18	030
	18	110
15841-5335-0	18	050
15841-5362-2	17	070
	33	120
15841-5385-0	17	120
15841-5386-0	17	130
15841-5409-2	13	040
15841-5410-0	13	050
15841-5412-3	13	100
15841-5422-0	13	070
15841-5427-0	13	090
15841-5545-2	12	060
15841-5569-0	12	070
15841-5615-0	15	070
15841-5623-0	15	110
15841-5711-2	16	020
15841-5721-2	16	160
	34	190
15841-7286-0	24	010
15841-7287-0	24	020
15841-7292-3	24	090
	33	070
15841-7296-0	24	050
15841-7425-0	20	100
15841-9101-0	4	130
15841-9105-0	1	210
15841-9150-0	14	080
15841-9151-0	24	030
15841-9202-0	13	110
15841-9203-0	18	020
15841-9232-0	14	090
15841-9233-0	13	130
15841-9401-0	4	050
15841-9402-2	28	100
15841-9404-0	18	080
15841-9602-0	3	120
	24	080
15841-9665-0	14	120
15841-9666-0	14	140
15841-9810-0	18	100
15841-9851-0	18	110
15841-9852-0	18	110
15841-9853-0	18	110
15841-9854-0	18	110
15841-9855-0	18	110
15841-9856-0	18	110
15841-9857-0	18	110
15841-9858-0	18	110
15841-9859-0	18	110
15841-9860-0	18	110
15841-9861-0	18	110
15841-9862-0	18	110
15841-9863-0	18	110
15841-9864-0	18	110
15841-9865-0	18	110
15841-9866-0	18	110
15841-9867-0	18	110
15841-9868-0	18	110
15841-9869-0	18	110
15841-9870-0	19	110
15841-9871-0	19	110
15841-9872-0	19	110
15841-9873-0	19	110
15841-9874-0	19	110
15841-9875-0	19	110
15841-9876-0	19	110
15841-9877-0	19	110
15841-9878-0	19	110
15841-9879-0	19	110
15841-9880-0	19	110
15841-9881-0	19	110
15841-9882-0	19	110
15841-9883-0	19	110
15841-9884-0	19	110
15841-9885-0	19	110
15841-9886-0	19	110
15841-9887-0	19	110
15841-9888-0	19	110
15841-9889-0	19	110
15841-9890-0	19	110
15841-9891-0	19	110
15841-9892-0	19	110
15852-0436-0	7	030
	34	060
15852-2516-0	11	030
15852-5285-0	13	010
15852-7334-0	25	060
15852-7352-0	25	020
15852-7355-0	25	030
15861-2297-0	9	080
15861-2298-0	9	080
15861-9665-0	14	160
15875-2401-3	8	100
15875-2425-0	8	140
15875-2428-2	8	110
15875-2432-0	8	130
15875-2437-0	8	120
15875-9934-0	8	160
15877-0414-0	4	170
15877-0414-0	34	050
15881-2331-0	9	200
15881-6409-0	21	190
15881-6411-0	21	020
15881-6415-0	21	040
15881-6426-0	21	120
15881-6433-0	21	200
15881-6471-0	21	100
15881-6480-0	21	060
15881-6481-0	21	080
15881-9103-0	20	130
15881-9104-0	21	240
15881-9105-0	21	260
15881-9201-0	21	030
15881-9202-0	21	250
15881-9301-0	21	110
15881-9302-0	21	210
15881-9303-0	21	220
15881-9304-0	21	230
16001-5300-0	17	060
16001-5300-0	18	010
16001-5390-0	17	050
16006-5209-2	14	050
16006-5211-2	14	050
16006-5212-2	14	060
16030-9601-0	14	150
16204-7411-0	20	080
16221-5442-0	13	140
16221-7327-0	24	180
	33	075
16231-6406-0	21	140
16231-6423-0	21	150
16241-6401-2	20	010
	21	010
16241-6485-0	21	160
16241-6490-0	21	170
16241-7336-0	24	150
16241-7337-0	5	140
	24	070
16264-5214-0	13	020
16264-5214-0	34	180
16271-4357-0	39	060
16271-4358-0	39	030
16271-4359-0	39	050
16285-6302-0	23	140
16285-6357-0	23	240
16285-9201-0	23	220
16475-5328-0	18	070
16611-6303-0	23	100
16611-6304-0	23	060
16652-6431-0	21	180
16652-6477-0	21	070
16652-6478-0	21	130
16667-5769-2	3	110
16791-0150-0	2	010
16791-1231-0	30	010
16791-9936-0	34	010
16809-4202-0	17	240
16809-4203-0	17	210
16809-4250-0	17	170
16809-7335-0	24	140
16809-9568-0	14	010
16822-3311-0	5	075
16825-2501-0	11	010
16826-6442-0	20	020
16829-3641-0	2	040
16851-1328-0	28	060
16851-1511-0	8	020
16851-1555-2	8	010
16851-1621-2	1	150
16851-2198-2	9	060
16851-2201-5	9	050
16851-2214-0	9	070
16851-2232-0	9	080
16851-3211-0	2	050
16851-3501-2	1	190
16851-3515-2	1	200
	34	110
16851-3695-0	4	060
16851-5115-0	12	040
16851-5361-0	18	090
16851-5772-4	16	090
16851-6382-2	11	020
16851-6551-2	17	150
16851-7343-0	25	070
	34	020
16851-9626-0	1	020
16851-9627-0	1	030
16861-9331-0	4	035
16864-1651-0	8	060
16864-5641-0	15	020
16864-5642-0	15	030
16864-5642-2	15	030
16866-5730-2	16	130
16866-9201-0	16	070
16867-0462-0	11	040
16871-1443-0	28	090
16871-1602-0	12	010
16871-2131-0	9	030
16871-9101-0	11	050
16871-9103-0	20	030
16871-9105-0	16	180
16871-9106-0	14	070
16871-9730-0	12	110
16875-7428-0	20	120
16878-5792-0	16	120
17214-7202-0	27	020
17331-5919-0	1	140
17341-6320-0	23	110
17454-4236-0	37	010
17456-3642-0	2	030
17563-5606-0	15	060
18400-4170-0	41	070
19077-5365-0	17	080
	33	130
19212-6310-0	23	070
19212-9713-0	23	180
19269-6301-0	22	010
	23	010
19280-5724-0	16	040
19434-7301-4	24	160
19837-5792-0	3	130
19837-6437-4	20	050
1A021-0543-0	5	110
	33	100
1A024-3901-0	1	250
1E051-7270-2	24	060
1E051-7326-0	24	170
1G006-5101-0	14	040
1G021-9665-0	13	125

NUMERICAL INDEX
INDEX NUMERIQUE
NUMERISCHEN INDEX

PART No. REFERENCE BESELL-Nr.	PAGE PAGE SEITE	REF. No. POS. No. BILD-Nr.
1G065-4236-0	17	040
1G311-4310-0	40	040
1G311-4325-0	40	090
1G311-4334-0	40	030
1G311-4357-0	40	080
1G311-4358-0	40	050
1G311-8746-0	40	060
1G460-0404-0	7	095
1G460-0409-0	7	015
1G460-0446-0	7	050
1G460-0446-0	34	070
1G460-0454-0	7	020
	7	100
	7	120
1G460-0551-0	5	080
1G460-0704-0	7	090
1G460-0709-0	7	010
1G460-1431-2	28	150
1G460-1435-0	28	120
1G460-2105-0	9	020
1G460-2109-0	9	020
1G460-2347-0	9	140
1G460-2382-0	7	025
1G460-2383-0	7	105
	7	125
1G460-2391-0	9	140
1G460-2392-0	9	140
1G460-2393-0	7	025
1G460-2394-0	7	105
	7	125
1G460-2395-0	7	025
1G460-2396-0	7	105
	7	125
1G460-5371-2	17	090
1G460-5372-3	17	100
1G470-0101-9	1	010
1G470-1177-0	29	010
1G470-9935-4	33	010
1G639-5715-0	16	060
1G687-1311-0	28	010
1G687-1312-0	28	020
1G700-5216-0	14	060
1G700-5220-0	14	050
1G742-0512-0	5	120
1G820-0402-4	4	010
1G820-0413-0	4	100
	34	030
1G820-5605-4	15	040
1G820-5611-2	16	030
1G820-5628-2	4	030
1G820-5648-2	15	010
1G820-5700-4	16	010
1G820-5774-3	16	080
1G820-6002-2	13	150
1G820-6017-0	13	160
1G820-7303-0	25	010
1G820-7415-0	20	090
1G820-9701-0	20	140
1G826-2111-2	9	010
1G826-2177-0	10	220
1G826-2178-0	10	220
1G826-2190-2	9	010
1G911-9102-2	5	040
1G962-0304-5	3	030
1G962-0331-3	3	100
	33	030
1G962-0705-0	7	110
1G962-1182-0	29	020
	33	040
1G962-1235-0	30	020
1G962-1235-0	33	050
1G962-1426-2	28	080
1G962-1450-3	5	010
1G962-1452-2	5	020
	33	090
1G962-1601-5	8	030
1G962-2301-2	9	090
1G962-2375-2	10	230
1G962-2376-2	10	230
1G962-2377-2	10	230
1G962-4250-0	17	010
1G962-5373-2	17	110
1G962-6556-0	17	160
1K531-6460-2	21	280
31351-2431-0	84	070
32721-5123-0	57	130
32721-5824-2	31	090
33251-8017-0	74	120
33860-0459-0	27	120
	91	180
34070-4386-0	76	030
35080-4164-2	107	090
35080-4167-0	107	210
35340-2938-0	45	060
35450-4106-0	41	030
36330-8312-0	132	050
36919-8262-0	43	060
37410-8863-0	27	200
37410-8864-0	27	220
37410-8865-0	27	230
37410-8868-0	27	240
38240-2987-0	132	120
3C581-6748-0	26	210
3G710-7423-0	132	210
3G710-7590-0	45	020
3G710-7591-0	45	010
48100-5154-0	77	030
52000-2680-0	37	090
52200-4116-0	99	010
	100	030
52200-4116-0	101	010
52300-3411-0	36	070
52300-3412-0	74	110
52300-3413-0	77	080
53581-6415-0	46	050
53582-5356-0	6	060
	113	140
	113	180
	119	110
55311-4126-0	95	260
55611-3146-0	36	110
55611-4421-0	142	440
58201-2574-0	37	150
	39	010
59240-5318-0	138	100
59700-3727-0	140	080
59700-4145-0	31	160
5H050-2512-0	126	020
5H601-2781-0	72	020
66021-4337-0	84	080
66021-4337-0	84	200
	87	070
66101-5323-0	128	050
66436-6402-0	21	090
66436-6404-0	21	050
67156-1833-0	81	040
	82	040
67401-5429-0	31	100
67980-8258-0	31	070
67980-8262-0	31	040
68001-2222-0	124	050
68011-6274-0	90	110
68011-6275-0	90	120
68051-2139-0	121	070
68051-2215-0	124	040
68051-2216-0	124	070
68051-2217-0	124	030
	124	060
68051-4216-0	6	080
68051-6633-0	113	200
68051-6633-0	115	015
	115	055
	115	135
	116	015
	116	055
	116	135
	117	200
	118	040
68051-6634-0	113	200
68161-6516-2	81	050
68161-6516-2	82	050
68171-7611-0	90	100
68191-6345-0	91	145
68191-9716-0	78	110
	80	110
68241-6747-0	127	050
68241-6748-0	127	060
68311-4238-0	26	100
68311-5726-0	142	320
68311-6425-0	105	060
68311-6924-0	54	065
	54	075
68311-6926-0	54	085
68311-6929-0	54	110
68311-6931-0	54	115
68311-6932-0	54	120
68311-6933-0	54	125
68311-6936-0	54	150
68311-6937-0	54	155
68311-7283-0	32	050
68311-8113-0	143	070
68331-4134-0	127	080
68331-4135-0	127	070
68351-6217-2	133	100
68371-2157-2	121	240
	122	350
68499-8374-0	93	070
	94	090
68499-8587-0	78	030
	80	030
68499-8588-0	78	040
	80	040
68499-8589-0	78	050
	80	050
68499-8592-0	78	080
	80	080
68541-2161-0	121	260
	122	370
68591-6323-0	72	060
68701-5112-0	41	020
68721-6574-0	36	140
68721-6652-2	115	090
	115	100
	116	090
	116	100
	117	060
68721-6685-0	118	050
68721-6697-0	113	200
	115	015
	115	055
68721-6697-0	115	135
	116	015
	116	055
	116	135
	117	200
	118	040
68721-6739-0	98	020
	98	030
68728-7615-0	74	130
	98	010
68728-7615-0	102	010
	102	070
68741-2142-0	121	150
68741-6688-0	114	090
68741-6689-0	114	090
68741-6692-0	117	160
68748-4253-0	26	110
68841-6217-0	57	090
68881-3493-0	58	030
69181-5113-2	125	075
69181-5132-0	37	230
69181-6566-0	84	090
69181-6644-0	113	130
	113	170
	119	100
69191-2129-0	120	070
69191-3531-0	36	060
69191-5725-0	142	310
69191-6153-0	75	040
69191-6157-0	75	030

NUMERICAL INDEX
INDEX NUMERIQUE
NUMERISCHEN INDEX

PART No. REFERENCE BESELL-Nr.	PAGE PAGE SEITE	REF. No. POS. No. BILD-Nr.
69198-5722-0	141	140
69198-5784-0	141	250
69254-7849-0	58	040
	103	010
6A100-8252-0	31	020
6A100-8253-0	31	030
6A100-8255-0	31	050
6A100-8257-0	31	060
6A320-5559-0	42	020
	141	010
6C040-5858-0	26	170
6C060-9941-0	31	080
6C090-3664-0	75	070
6C230-7422-0	134	150
90545-1134-0	113	070
	114	020
90585-1199-0	137	060

PIES No.		KSA0000158
BLOCK No.	LINE No.	A
01	01	16791-01000 D902-BH-1
02	01	RA238-61590 U17-3M EU 4HSPATNBK
	02	RA238-63590 U17-3M EU 4HSPTATNBK
	03	RA238-81590 U17-3M EU 4HSPATLANBK

210. 270. 274. K×AK.1.AK

KUBOTA

THE BASIC NECESSITIES GIANT

"Technology for the Needs of Tomorrow" is the ambition of everyone at Kubota. Through research and the development of new products for agriculture, industry, construction, and many other areas of modern life, we at Kubota hope to realize this goal.

GEANT DES NECESSITES FONDAMENTALES

"La Technologie pour les Besoins de Demain" est l'ambition de chacun CHEZ KUBOTA. A travers la recherche et le développement de nouveaux produits pour l'Agriculture, l'Industrie, la Construction et plusieurs autres domaines de la vie moderne, Nous KUBOTA, espérons atteindre ce but.

GIGANT DER FUNDAMENTALEN NOT WENDIGKEITEN

"Technologie für die Welt von Morgen"
Wir bei KUBOTA arbeiten ständig an diesem Ziel durch Forschung und Entwicklung neuer Produkte für den Agrarsektor, die Industrie, die Bauwirtschaft und viele andere Bereiche unserer modernen Zeit. Die Ziellinie verschiebt sich ständig, aber wir kommen ihr näher.

PRINTED in JAPAN
IMPRIME Au JAPON
DRUCK JAPAN